

**SITE DEMO AND NEW WORK NOTES**

- ALL WORK OUTSIDE OF PROPERTY LINE WILL BE BY CITY OF MADISON UNLESS NOTED OTHERWISE.
- NOTIFY OWNER AND/OR OBG AND ARCHITECT OF ANY INCONSISTENCIES BETWEEN DRAWINGS AND ACTUAL CONDITIONS DISCOVERED DURING DEMO OR NEW WORK.
- NOTIFY ALL RELEVANT UTILITY COMPANIES AND OBG PRIOR TO EXCAVATION OR BELOW-GRADE WORK. DETERMINE EXACT LOCATION AND DEPTH OF BELOW-GRADE UTILITIES PRIOR TO COMMENCING WORK.
- GENERAL CONTRACTOR SHALL REPLACE EXISTING MATERIAL DAMAGED DURING DEMO OR NEW CONSTRUCTION OPERATIONS TO CITY OF MADISON STANDARDS.
- REFER TO C100 FOR ADDITIONAL SITE DEMOLITION AND PROTECTION SCOPE.
- REFER TO C-SERIES FOR CIVIL ENGINEERING, L-SERIES FOR LANDSCAPE AND GRADING, AND I-SERIES SHEETS FOR IRRIGATION NEW WORK SCOPE.
- TREES TO BE RETAINED AND PROTECTED BY CONTRACTOR SHALL INCLUDE ALL OF THE FOLLOWING BRANCHES AND LIMBS, TREE TRUNK, ALL ROOTS AND ROOT SYSTEMS. CONTRACTOR SHALL BE REQUIRED TO CONTACT THE STAFF HORTICULTURIST BEFORE CUTTING OR TRIMMING ANY BRANCHES OR ROOTS. CONTRACTOR SHALL USE EXTREME CAUTION WHEN REMOVING EXISTING CONCRETE SLABS, AND SHALL PROTECT ALL EXPOSED ROOT SYSTEMS WITH BACKFILLING AND INSTALLING NEW PAVERS AS NECESSARY.
- CITY OF MADISON PARKS DIVISION WILL REMOVE TREES PRIOR TO CONSTRUCTION COMMENCEMENT DATE (EXCLUDING STUMP REMOVAL).
- OLBRICH STAFF WILL REMOVE ALL EXISTING BENCHES, PORTABLE PLANTERS, LANDSCAPE FENCING, FEATURE LIGHTING AT GRADE AND OTHER MOVABLE FEATURES PRIOR TO CONSTRUCTION COMMENCEMENT DATE.
- EXISTING FIBER OPTIC LINE (LOCATION INDICATED IS APPROXIMATE) CONNECTS EXISTING F.O. PANEL IN CLOSET (MDP-1) IN STAFF OFFICES ZONE TO GARVER COTTAGE. LINE MUST REMAIN ACTIVE AS EITHER TEMPORARY OR NEW PERMANENT LINE WITH MINIMAL LOSS OF SERVICE. GO TO PROVIDE OBG STAFF MINIMUM 3 WORKING DAYS NOTICE FOR ANY LOSS OF SERVICE. LOSS OF SERVICE NOT TO EXCEED 48 HOURS ON ANY TWO DAYS OF THE WEEK (MON THRU SUN). SEE T-SERIES DOCS FOR MORE DETAILS.
- ALL WORK SHALL BE DONE IN ACCORDANCE WITH CITY OF MADISON STANDARD SPECIFICATIONS FOR PUBLIC WORKS CONSTRUCTION.
- THE CONTRACTOR SHALL PERFORM STREET SWEEPING ON ALL STREETS OR PAVED SURFACES OUTSIDE OF THE CONSTRUCTION LIMITS THAT ARE AFFECTED BY CONSTRUCTION EQUIPMENT, HAULING OR RELATED CONSTRUCTION ACTIVITIES THAT RESULT IN MUD TRACKING OR SILTATION. STREET SWEEPING SHALL REMOVE ALL LOOSE MATERIAL TO THE SATISFACTION OF THE CONSTRUCTION ENGINEER. ALL AFFECTED STREETS OR PAVED SURFACES BEYOND THE CONSTRUCTION LIMITS SHALL BE CLEAN AT THE END OF EACH WORK DAY.
- A SILT SOCK SHALL BE INSTALLED AROUND THE PERIMETER OF THE CONSTRUCTION LIMITS TO PROTECT DOWN-SLOPE AREAS FROM SILT-LADEN RUNOFF GENERATED FROM DISTURBED WORK AREAS PER CITY OF MADISON BPW SPEC 210.5(b).
- EXISTING INLET PROTECTOR PER BPW SPEC 210.5(c) AND WISCONSIN DNR TECHNICAL STANDARD No. 1096, TYPE D.
- IN REMOVING PAVEMENT, CURB, CUTTER, SIDEWALK, CROSSWALKS, DRIVEWAYS, STEPS AND SIMILAR STRUCTURES, WHERE PORTIONS OF THE EXISTING STRUCTURE IS TO BE LEFT IN THE SURFACE OF THE FINISHED WORK, THE STRUCTURE TO BE REMOVED IS TO BE SAW CUT TO FULL DEPTH AND CHIPPED TO A TRUE LINE WITH A FACE PARALLEL WITH THE SURFACE OF THE STRUCTURE TO REMAIN. SUPERFICIAL REMOVAL SHALL BE MADE TO PROVIDE PROPER GRADES AND CONNECTIONS TO THE NEW WORK. ENSURE THAT ALL NECESSARY SAW CUTS ARE CLEAN AND SMOOTH, AND DO NOT RESULT IN A COMPROMISED OR CRUMBLING EDGE.
- THE EXISTING FACILITY SHALL REMAIN IN OPERATION DURING CONSTRUCTION ACTIVITIES. EXCEPT FOR WITHIN THE CONSTRUCTION ZONE, CONSTRUCTION FENCING SHALL ALLOW FOR CONSTRUCTION-RELATED ENTRY AND EGRESS AND FOR EMERGENCY EXITING FOR BUILDING OCCUPANTS. ACCESS INTO THE SITE OR BUILDING THROUGH CONSTRUCTION FENCING FOR ANYTHING OTHER THAN CONSTRUCTION-RELATED REASONS SHALL NOT BE ALLOWED.
- ANY GC/SUBCONTRACTOR SITE OPERATIONAL AND LOGISTICS INFORMATION SHOWN ON ANY SITE PLAN DRAWINGS IS TO BE VERIFIED FOR CONTENT AND SCOPE WITH CITY ENGINEERING AND OLBRICH STAFF PRIOR TO CONSTRUCTION OPERATIONS COMMENCING.
- COPPER ROOFING AND ROOF ACCESSORIES TO BE CAREFULLY REMOVED, DISASSEMBLE AND SALVAGE EXISTING GUTTERS, DOWNSPOUTS, SNOW GUARDS, AND ASSOCIATED FITTINGS/HARDWARE FOR REINSTALLATION TO THE GREATEST EXTENT POSSIBLE. IN REMOVING EXISTING STANDING SEAM ROOF PANELS, USE MECHANICAL SEAM CUTTER TO REMOVE FOLDED SEAM AND DISENGAGE FASTENING CLIPS. REMOVE ROOFING PANELS FULLY INTACT TO THE GREATEST EXTENT POSSIBLE, AND STOCKPILE SEPARATELY IN A LOCATION DESIGNATED BY OWNER FOR OWNER DISPOSAL. DISPOSAL OF REMAINING DEMOLITION WASTE BY CONTRACTOR.

**MSR** 710 South 2nd Street, 8th Floor  
Minneapolis, Minnesota 55401-2282  
Architecture 612.375.0336 tel  
Interiors and 612.342.2216 fax  
Urban Design www.msrdesign.com

Civil Engineer  
**Vierbicher Associates, Inc.**  
889 Foster Drive, Suite 201  
Madison, WI 53717  
608.826.0532 tel

Landscape Architect  
**Ken Saiki Design, Inc.**  
303 South Paterson Street, Suite 1  
Madison, WI 53703  
608.251.3600 tel

Structural Engineer, Technology and AV  
**IMEG Corp.**  
1800 Deming Way, Suite 200  
Madison, WI 53762  
608.223.9500 tel


MEP Engineer  
**MEP Associates, LLC**  
860 Blue Gentian Road, Suite 175  
Eagan, MN 55121  
651.379.0120 tel

Fire Protection Engineer and Code Consultant  
**Summit Fire Consulting**  
575 Minnehaha Ave West  
St. Paul, MN 55103  
651.251.1880 tel

Greenhouse Design  
**Rough Brothers, Inc.**  
5513 Vine Street  
Cincinnati, OH 45217  
513.242.0310 tel

**Olbrich Botanical Gardens  
Expansion Phase 1**  
BPW Project #8162  
3330 Atwood Avenue  
Madison, WI 53704

I hereby certify that this plan, specification or report was prepared by me or under my direct supervision and that I am a duly Licensed Architect under the Laws of the State of Wisconsin.  
ARCHITECT SEAL

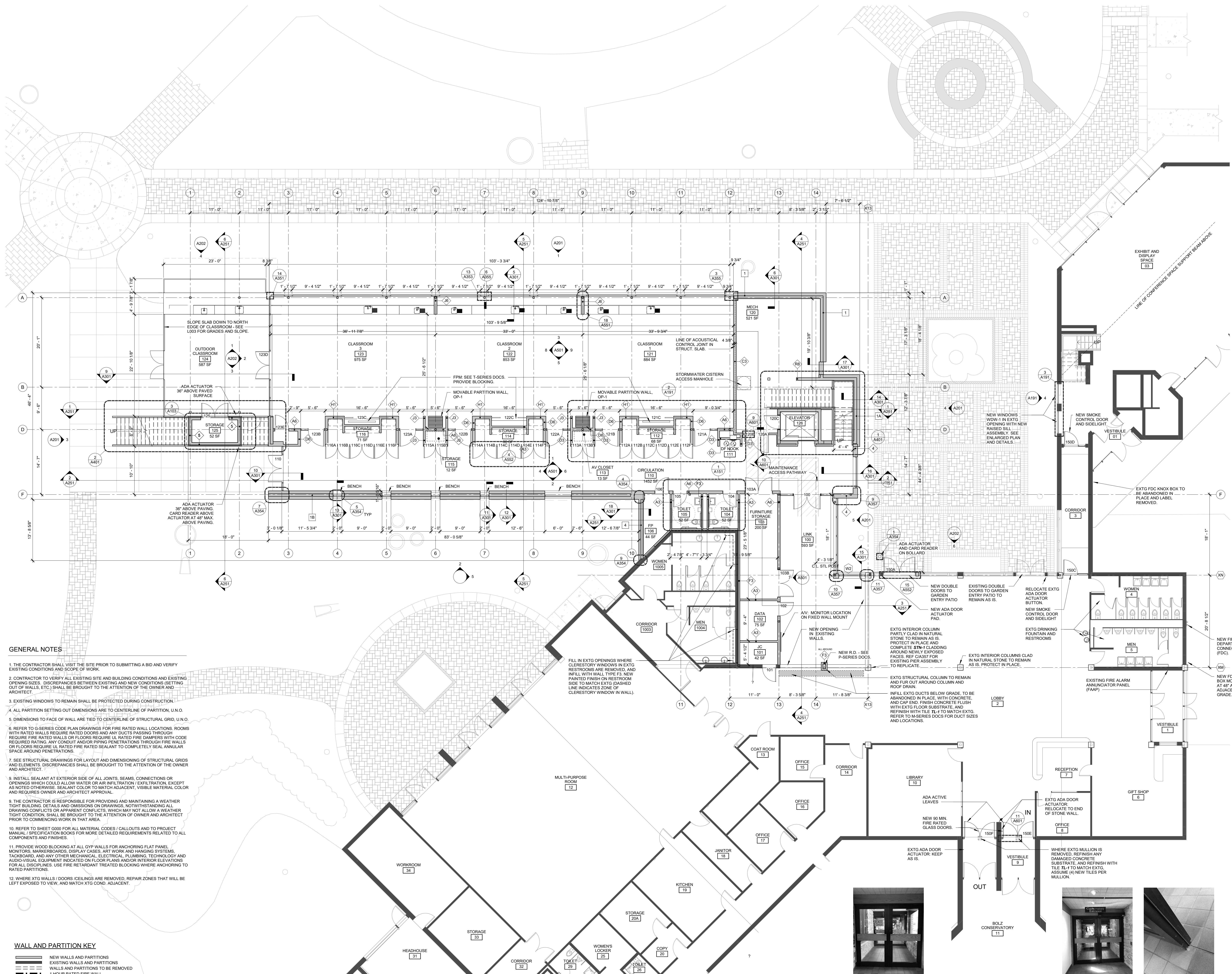


Signature: *Jack Poling*  
Print Name: Jack Poling  
Date: JUNE 4, 2018 License No. A-8984

ISSUE	DATE	DESCRIPTION
	09.29.2017	SCHEMATIC DESIGN SUBMISSION
	12.08.2017	DD PRICING SET
	01.10.2018	DESIGN DEVELOPMENT SUBMISSION
	01.17.2018	LUDC SUBMISSION
	03.30.2018	70% CD PRICING ISSUE
	04.26.2018	PARKING LOT AND SITE PLAN SUBMISSION
	05.04.2018	90% CD SUBMISSION
	06.01.2018	BID ISSUE
	06.04.2018	PERMIT ISSUE

PROJECT NO. 2017016  
PROJECT PHASE BID DOCUMENTS  
DRAWN BY MSR CHECKED BY MSR  
www.msrdesign.com

**ARCHITECTURAL  
SITE PLAN**  
  
**EXHIBIT F  
A001**



- GENERAL NOTES**
1. THE CONTRACTOR SHALL VISIT THE SITE PRIOR TO SUBMITTING A BID AND VERIFY EXISTING CONDITIONS AND SCOPE OF WORK.
  2. CONTRACTOR TO VERIFY ALL EXISTING SITE AND BUILDING CONDITIONS AND EXISTING OPENING SIZES. DISCREPANCIES BETWEEN EXISTING AND NEW CONDITIONS (SETTING OUT OF WALLS, ETC.) SHALL BE BROUGHT TO THE ATTENTION OF THE OWNER AND ARCHITECT.
  3. EXISTING WINDOWS TO REMAIN SHALL BE PROTECTED DURING CONSTRUCTION.
  4. ALL PARTITION SETTING OUT DIMENSIONS ARE TO CENTERLINE OF PARTITION, U.N.O.
  5. DIMENSIONS TO FACE OF WALL ARE TIED TO CENTERLINE OF STRUCTURAL GRID, U.N.O.
  6. REFER TO G-SERIES CODE PLAN DRAWINGS FOR FIRE RATED WALL LOCATIONS. ROOMS WITH RATED WALLS REQUIRE RATED DOORS AND ANY DUCTS PASSING THROUGH REQUIRE FIRE RATED WALLS OR FLOORS REQUIRE UL RATED FIRE DAMPERS WITH CODE REQUIRED RATING. ANY CONDUIT AND/OR PIPING PENETRATIONS THROUGH FIRE WALLS OR FLOORS REQUIRE UL RATED FIRE RATED SEALANT TO COMPLETELY SEAL ANNULAR SPACE AROUND PENETRATIONS.
  7. SEE STRUCTURAL DRAWINGS FOR LAYOUT AND DIMENSIONS OF STRUCTURAL GRIDS AND ELEMENTS. DISCREPANCIES SHALL BE BROUGHT TO THE ATTENTION OF THE OWNER AND ARCHITECT.
  8. INSTALL SEALANT AT EXTERIOR SIDE OF ALL JOINTS, SEAMS, CONNECTIONS OR OPENINGS WHICH COULD ALLOW WATER OR AIR INFILTRATION/EXFILTRATION EXCEPT AS NOTED OTHERWISE. SEALANT COLOR TO MATCH ADJACENT, VISIBLE MATERIAL COLOR AND REQUIRES OWNER AND ARCHITECT APPROVAL.
  9. THE CONTRACTOR IS RESPONSIBLE FOR PROVIDING AND MAINTAINING A WEATHER TIGHT BUILDING DETAILS AND DIMENSIONS ON DRAWINGS, NOTWITHSTANDING ALL DRAWING CONFLICTS OR APPARENT CONFLICTS, WHICH MAY NOT ALLOW A WEATHER TIGHT CONDITION. SHALL BE BROUGHT TO THE ATTENTION OF OWNER AND ARCHITECT PRIOR TO COMMENCING WORK IN THAT AREA.
  10. REFER TO SHEET G000 FOR ALL MATERIAL CODES / CALLOUTS AND TO PROJECT MANUAL / SPECIFICATION BOOKS FOR MORE DETAILED REQUIREMENTS RELATED TO ALL COMPONENTS AND FINISHES.
  11. PROVIDE WOOD BLOCKING AT ALL GYP WALLS FOR ANCHORING FLAT PANEL MONITORS, MARKERBOARDS, DISPLAY CASES, ART WORK AND HANGING SYSTEMS, TACKBOARD, AND ANY OTHER MECHANICAL, ELECTRICAL, PLUMBING, TECHNOLOGY AND AUDIO-VISUAL EQUIPMENT INDICATED ON FLOOR PLANS AND/OR INTERIOR ELEVATIONS FOR ALL DISCIPLINES. USE FIRE RETARDANT TREATED BLOCKING WHERE ANCHORING TO RATED PARTITIONS.
  12. WHERE XTG WALLS / DOORS / CEILINGS ARE REMOVED, REPAIR ZONES THAT WILL BE LEFT EXPOSED TO VIEW, AND MATCH XTG COND. ADJACENT.

**WALL AND PARTITION KEY**

	NEW WALLS AND PARTITIONS
	EXISTING WALLS AND PARTITIONS
	WALLS AND PARTITIONS TO BE REMOVED
	1 HOUR RATED FIRE WALL
	2 HOUR RATED FIRE WALL

**1 LEVEL 1 PLAN**  
A101 1/8" = 1'-0"

**MSR** 710 South 2nd Street, 8th Floor  
Minneapolis, Minnesota 55401-1282  
Architecture 612.375.0336 tel  
Interiors and 612.342.2216 fax  
Urban Design www.msrdesign.com

Civil Engineer  
**Vierbicher Associates, Inc.**  
889 Foster Drive, Suite 201  
Madison, WI 53717  
608.826.0532 tel

Landscape Architect  
**Ken Saiki Design, Inc.**  
303 South Paterson Street, Suite 1  
Madison, WI 53703  
608.251.3600 tel

Structural Engineer, Technology and AV  
**IMEG Corp.**  
1800 Deming Way, Suite 200  
Madison, WI 53762  
608.223.9500 tel


MEP Engineer  
**MEP Associates, LLC**  
860 Blue Gentian Road, Suite 175  
Eagan, MN 55121  
651.379.9120 tel

Fire Protection Engineer and Code Consultant  
**Summit Fire Consulting**  
575 Minnehaha Ave West  
St. Paul, MN 55103  
651.251.1880 tel

Greenhouse Design  
**Rough Brothers, Inc.**  
5513 Vine Street  
Cincinnati, OH 45217  
513.242.0310 tel

**Olbrich Botanical Gardens**  
**Expansion Phase 1**  
BPW Project #8162  
3330 Atwood Avenue  
Madison, WI 53704

I hereby certify that this plan, specification or report was prepared by me or under my direct supervision and that I am a duly Licensed Architect under the Laws of the State of Wisconsin. ARCHITECT SEAL



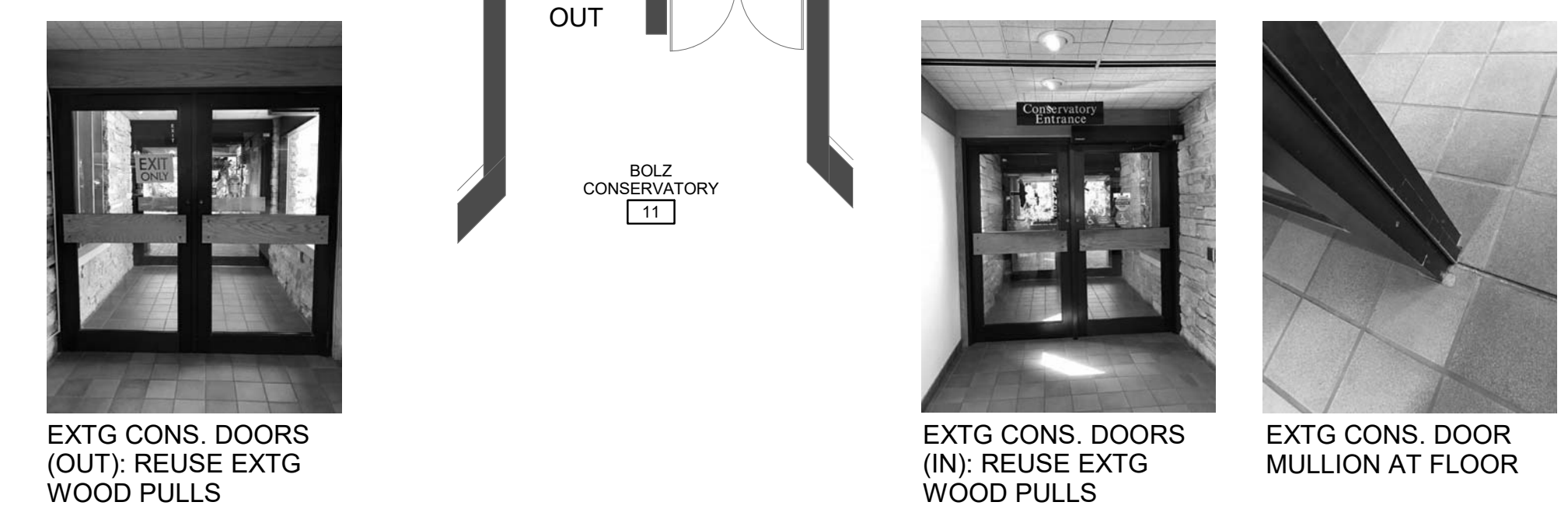
Signature: *Jack Poling*  
Print Name: Jack Poling  
Date: JUNE 4, 2018 License No. A-8984

ISSUE	DATE	DESCRIPTION
	09.29.2017	SCHEMATIC DESIGN SUBMISSION
	12.08.2017	DD PRICING SET
	01.10.2018	DESIGN DEVELOPMENT SUBMISSION
	01.17.2018	IUDC SUBMISSION
	03.30.2018	70% CD PRICING ISSUE
	04.26.2018	PARKING LOT AND SITE PLAN SUBMISSION
	05.24.2018	90% CD SUBMISSION
	06.01.2018	BID ISSUE
	06.04.2018	PERMIT ISSUE

PROJECT NO. 2017016  
PROJECT PHASE BID DOCUMENTS  
DRAWN BY MSR CHECKED BY MSR

**LEARNING CENTER**  
**FLOOR PLAN -**  
**LEVEL 1**

**EXHIBIT F**  
**A101**



EXTG CONS. DOORS (OUT); REUSE EXTG WOOD PULLS  
EXTG CONS. DOORS (IN); REUSE EXTG WOOD PULLS  
EXTG CONS. DOOR MULLION AT FLOOR

**WALL AND PARTITION KEY**

	NEW WALLS AND PARTITIONS
	EXISTING WALLS AND PARTITIONS
	WALLS AND PARTITIONS TO BE REMOVED
	1 HOUR RATED FIRE WALL
	2 HOUR RATED FIRE WALL

**MSR** 710 South 2nd Street, 8th Floor  
Minneapolis, Minnesota 55401-2282  
Architecture 612.375.0336 tel  
Interiors and 612.342.2216 fax  
Urban Design www.msrdesign.com

Civil Engineer  
**Vierbicher Associates, Inc.**

889 Foster Drive, Suite 201  
Madison, WI 53717

608.826.0532 tel

Landscape Architect  
**Ken Saiki Design, Inc.**

303 South Paterson Street, Suite 1  
Madison, WI 53703

608.251.3600 tel

Structural Engineer, Technology and AV  
**IMEG Corp.**

1800 Deming Way, Suite 200  
Madison, WI 53962

608.223.9500 tel

MEP Engineer  
**MEP Associates, LLC**

860 Blue Gentian Road, Suite 175  
Eagan, MN 55121

651.379.9120 tel

Fire Protection Engineer and Code Consultant  
**Summit Fire Consulting**

575 Minnehaha Ave West  
St. Paul, MN 55103

651.251.1880 tel


Greenhouse Design  
**Rough Brothers, Inc.**

5513 Vine Street  
Cincinnati, OH 45217

513.242.0310 tel

**Olbrich Botanical Gardens  
Expansion Phase 1**  
BPW Project #8162  
3330 Atwood Avenue  
Madison, WI 53704

I hereby certify that this plan, specification or report was prepared by me or under my direct supervision and that I am a duly Licensed Architect under the Laws of the State of Wisconsin. ARCHITECT SEAL



Signature: *[Signature]*

Print Name: Jack Poling

Date: JUNE 4, 2018 License No.: A-8984

ISSUE	DATE	DESCRIPTION
	09.29.2017	SCHEMATIC DESIGN SUBMISSION
	12.06.2017	DD PRICING SET
	01.10.2018	DESIGN DEVELOPMENT SUBMISSION
	01.17.2018	UDC SUBMISSION
	03.30.2018	70% CD PRICING ISSUE
	04.26.2018	PARKING LOT AND SITE PLAN SUBMISSION
	05.04.2018	90% CD SUBMISSION
	06.01.2018	BID ISSUE
	06.04.2018	PERMIT ISSUE

PROJECT NO. 2017016

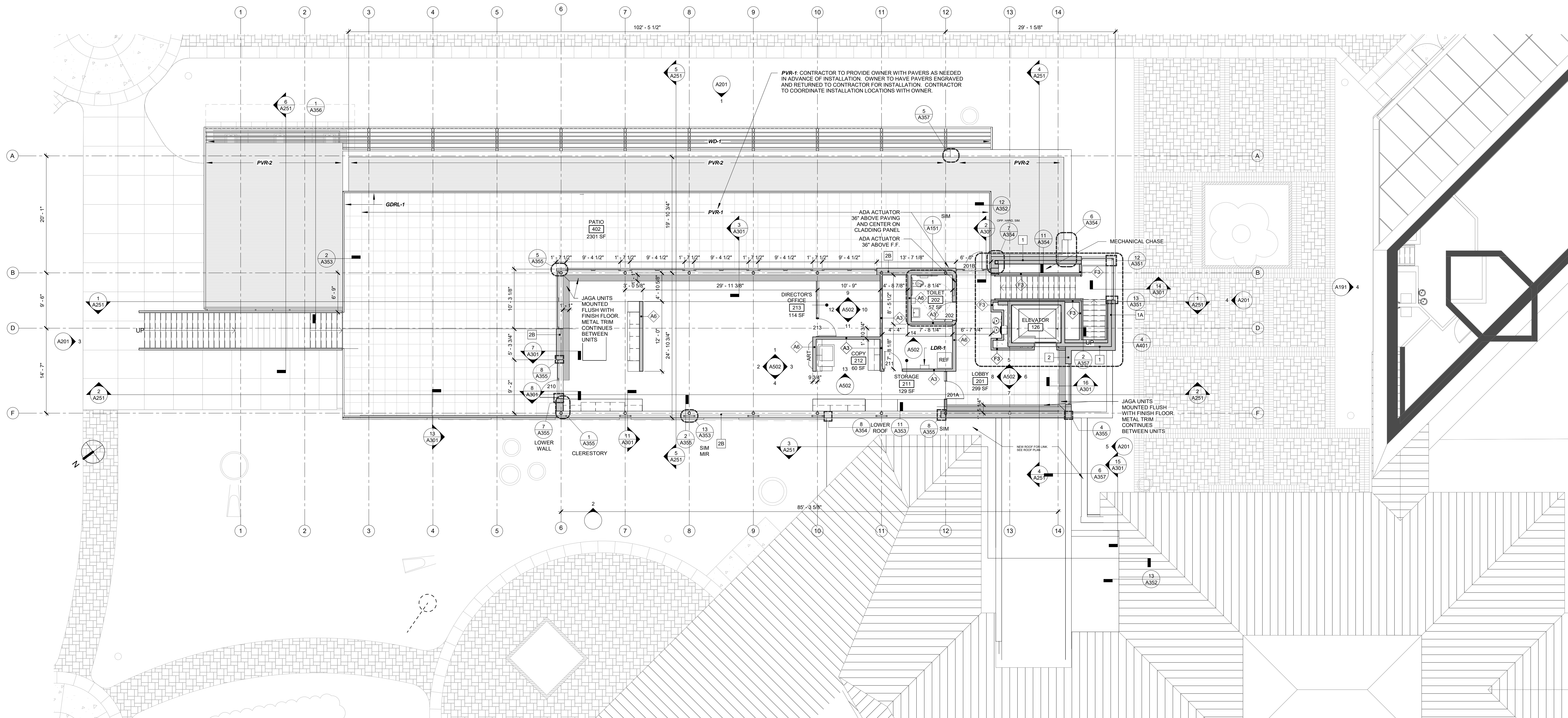
PROJECT PHASE BID DOCUMENTS

DRAWN BY: MSR CHECKED BY: MSR

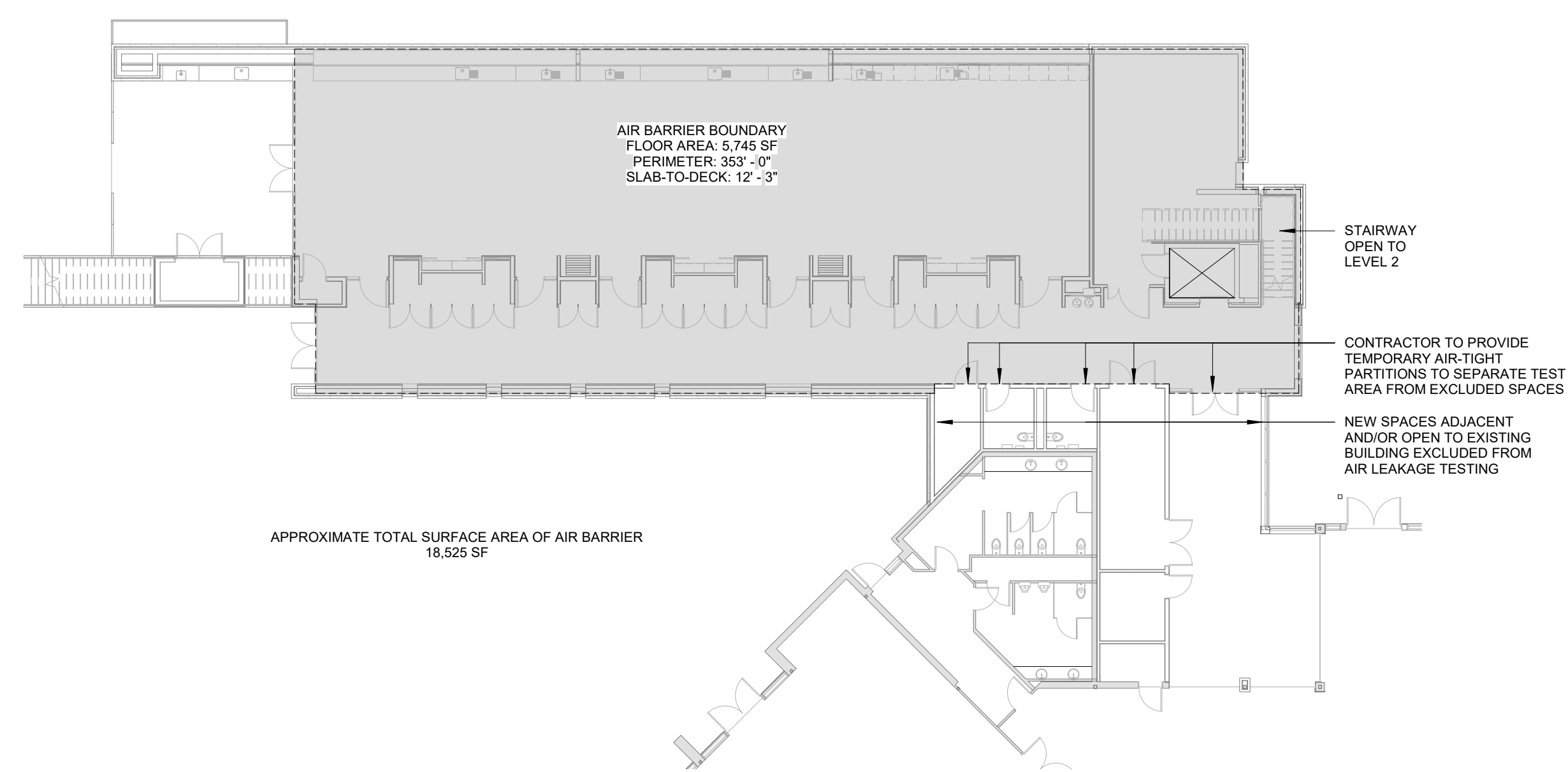
www.msrdesign.com

**LEARNING CENTER  
FLOOR PLAN -  
LEVEL 2**

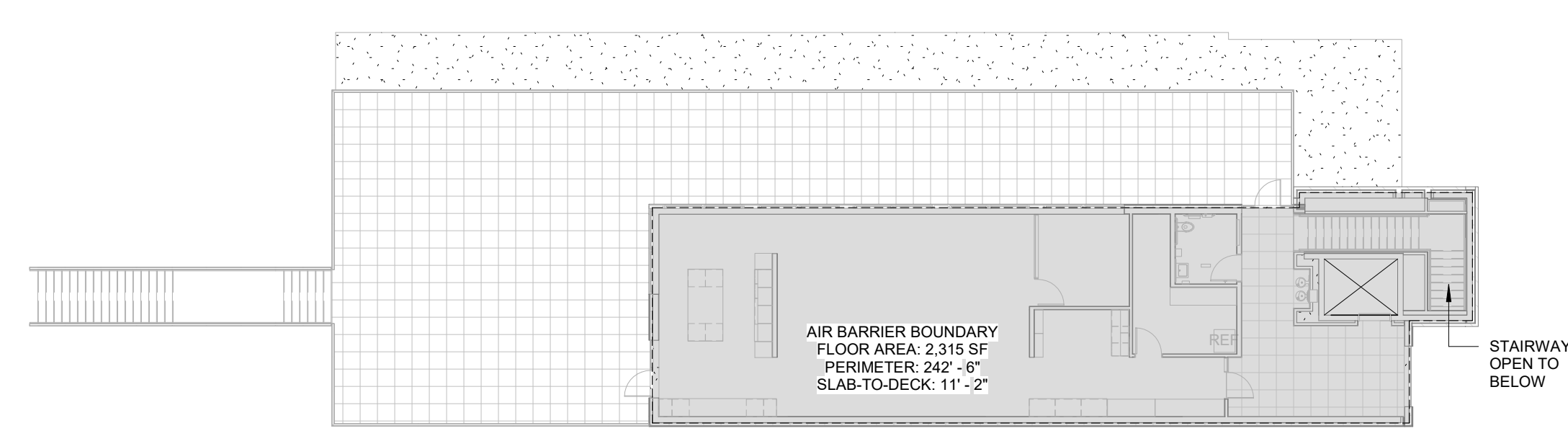
**EXHIBIT F  
A102**



**1 LEVEL 2 PLAN**  
A102 1/8" = 1'-0"



**2 LEVEL 1 AIR LEAKAGE BOUNDARY**  
A102 1/16" = 1'-0"




**3 LEVEL 2 AIR LEAKAGE BOUNDARY**  
A102 1/16" = 1'-0"

**GENERAL NOTES**

1. THE CONTRACTOR SHALL VISIT THE SITE PRIOR TO SUBMITTING A BID AND VERIFY EXISTING CONDITIONS AND SCOPE OF WORK.
2. CONTRACTOR TO VERIFY ALL EXISTING SITE AND BUILDING CONDITIONS AND EXISTING OPENING SIZES. DISCREPANCIES BETWEEN EXISTING AND NEW CONDITIONS (SETTING OUT OF WALLS, ETC.) SHALL BE BROUGHT TO THE ATTENTION OF THE OWNER AND ARCHITECT.
3. EXISTING WINDOWS TO REMAIN SHALL BE PROTECTED DURING CONSTRUCTION.
4. ALL PARTITION SETTING OUT DIMENSIONS ARE TO CENTERLINE OF PARTITION, U.N.O.
5. DIMENSIONS TO FACE OF WALL ARE TIED TO CENTERLINE OF STRUCTURAL GRID, U.N.O.
6. REFER TO G-SERIES CODE PLAN DRAWINGS FOR FIRE RATED WALL LOCATIONS. ROOMS WITH RATED WALLS REQUIRE RATED DOORS AND ANY DUCTS PASSING THROUGH REQUIRE FIRE RATED WALLS OR FLOORS REQUIRE UL RATED FIRE DAMPERS WITH CODE REQUIRED RATING. ANY CONDUIT AND/OR PIPING PENETRATIONS THROUGH FIRE WALLS OR FLOORS REQUIRE UL RATED FIRE RATED SEALANT TO COMPLETELY SEAL ANNULAR SPACE AROUND PENETRATIONS.
7. SEE STRUCTURAL DRAWINGS FOR LAYOUT AND DIMENSIONING OF STRUCTURAL GRIDS AND ELEMENTS. DISCREPANCIES SHALL BE BROUGHT TO THE ATTENTION OF THE OWNER AND ARCHITECT.
8. INSTALL SEALANT AT EXTERIOR SIDE OF ALL JOINTS, SEAMS, CONNECTIONS OR OPENINGS WHICH COULD ALLOW WATER OR AIR INFILTRATION/EXFILTRATION, EXCEPT AS NOTED OTHERWISE. SEALANT COLOR TO MATCH ADJACENT, VISIBLE MATERIAL COLOR AND REQUIRES OWNER AND ARCHITECT APPROVAL.
9. THE CONTRACTOR IS RESPONSIBLE FOR PROVIDING AND MAINTAINING A WEATHER TIGHT BUILDING. DETAILS AND OMISSIONS ON DRAWINGS, NOTWITHSTANDING ALL DRAWING CONFLICTS OR APPARENT CONFLICTS, WHICH MAY NOT ALLOW A WEATHER TIGHT CONDITION, SHALL BE BROUGHT TO THE ATTENTION OF OWNER AND ARCHITECT PRIOR TO COMMENCING WORK IN THAT AREA.
10. REFER TO SHEET 0200 FOR ALL MATERIAL CODES / CALLOUTS AND TO PROJECT MANUAL / SPECIFICATION BOOKS FOR MORE DETAILED REQUIREMENTS RELATED TO ALL COMPONENTS AND FINISHES.
11. PROVIDE WOOD BLOCKING AT ALL GYP WALLS FOR ANCHORING FLAT PANEL MONITORS, MARKERBOARDS, DISPLAY CASES, ART WORK AND HANGING SYSTEMS, TACKBOARD, AND ANY OTHER MECHANICAL, ELECTRICAL, PLUMBING, TECHNOLOGY AND AUDIO-VISUAL EQUIPMENT INDICATED ON FLOOR PLANS AND/OR INTERIOR ELEVATIONS FOR ALL DISCIPLINES. USE FIRE RETARDANT TREATED BLOCKING WHERE ANCHORING TO RATED PARTITIONS.
12. WHERE XTG WALLS / DOORS / CEILINGS ARE REMOVED, REPAIR ZONES THAT WILL BE LEFT EXPOSED TO VIEW, AND MATCH XTG COND. ADJACENT.

**Olbrich Botanical Gardens  
 Expansion Phase 1**  
 BPW Project #8162  
 3330 Atwood Avenue  
 Madison, WI 53704

I hereby certify that this plan, specification or report was prepared by me or under my direct supervision and that I am a duly Licensed Architect under the Laws of the State of Wisconsin.  
 ARCHITECT SEAL



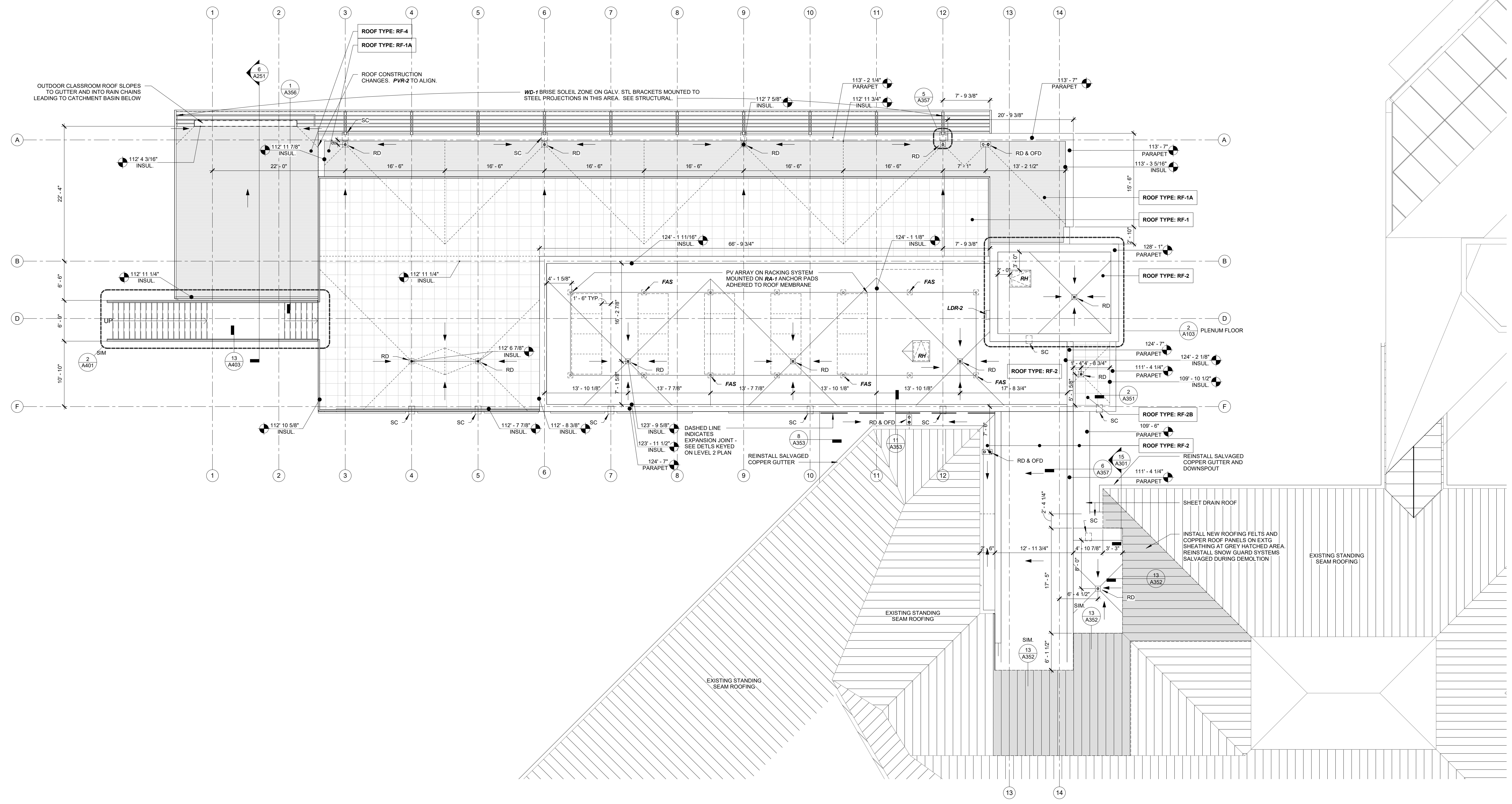
Signature: *[Signature]*  
 Print Name: Jack Poling  
 Date: JUNE 4, 2018 License No. A-8984

ISSUE	DATE	DESCRIPTION
	09.29.2017	SCHEMATIC DESIGN SUBMISSION
	12.08.2017	DD PRICING SET
	01.10.2018	DESIGN DEVELOPMENT SUBMISSION
	01.17.2018	LDC SUBMISSION
	03.30.2018	70% CD PRICING ISSUE
	04.06.2018	PARKING LOT AND SITE PLAN SUBMISSION
	05.04.2018	90% CD SUBMISSION
	06.01.2018	BID ISSUE
	06.04.2018	PERMIT ISSUE

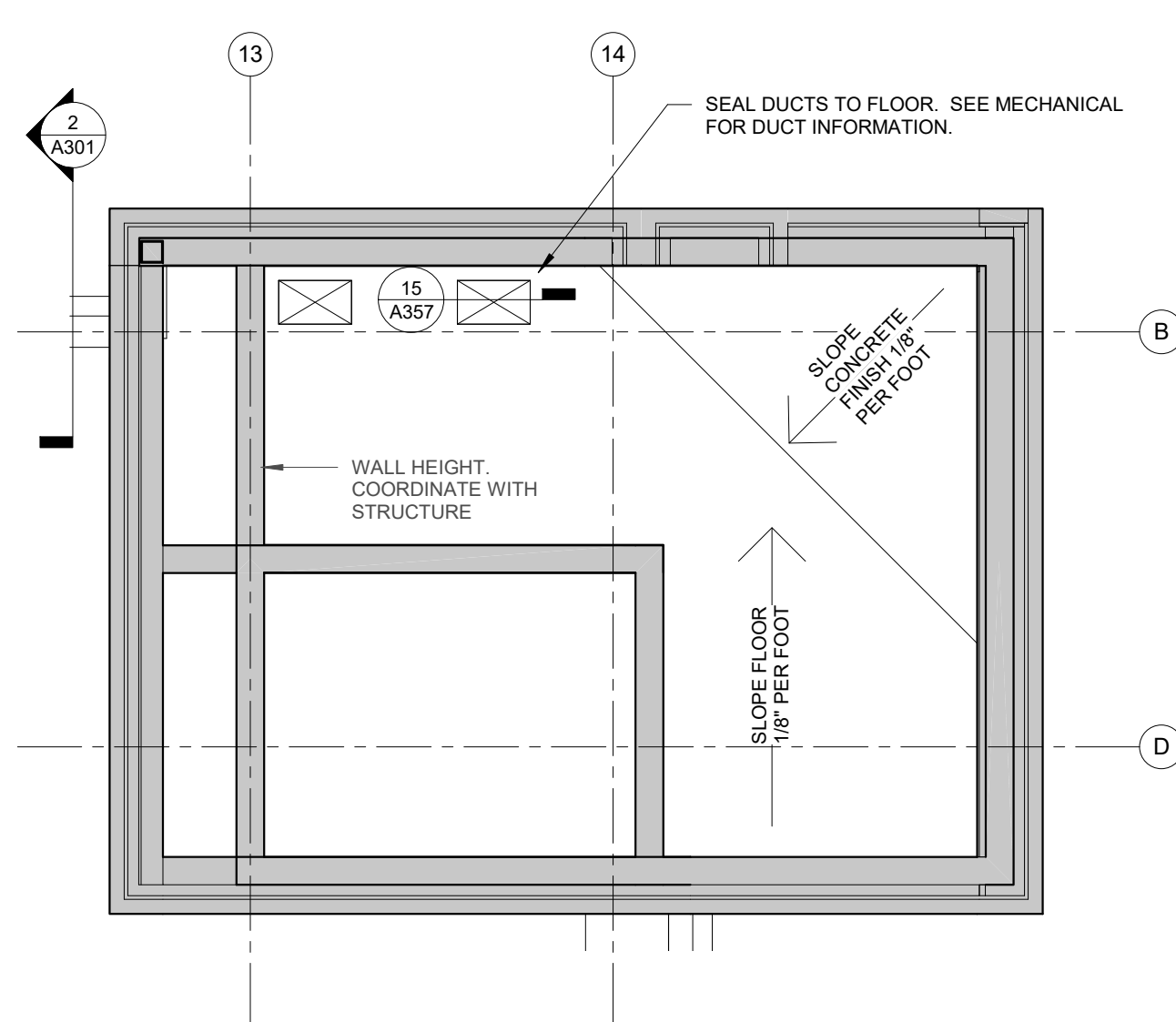
PROJECT NO.	2017016
PROJECT PHASE	BID DOCUMENTS
DRAWN BY	MSR
CHECKED BY	MSR

**LEARNING CENTER  
 ROOF PLAN**

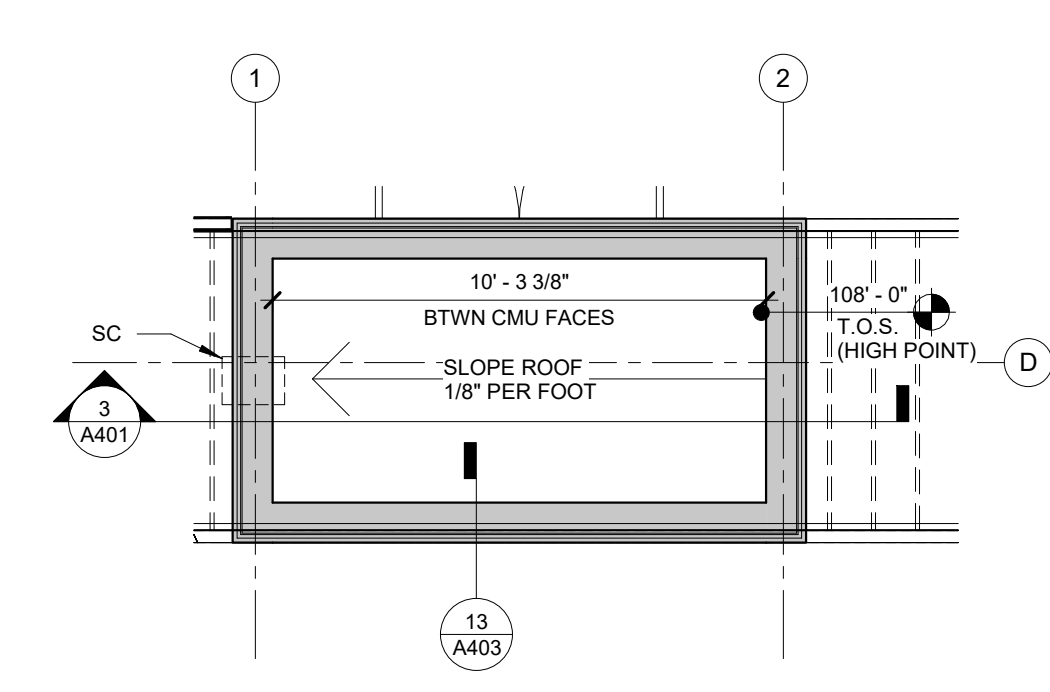
**EXHIBIT F  
 A103**



**1 ROOF PLAN**  
 A103 1/8" = 1'-0"



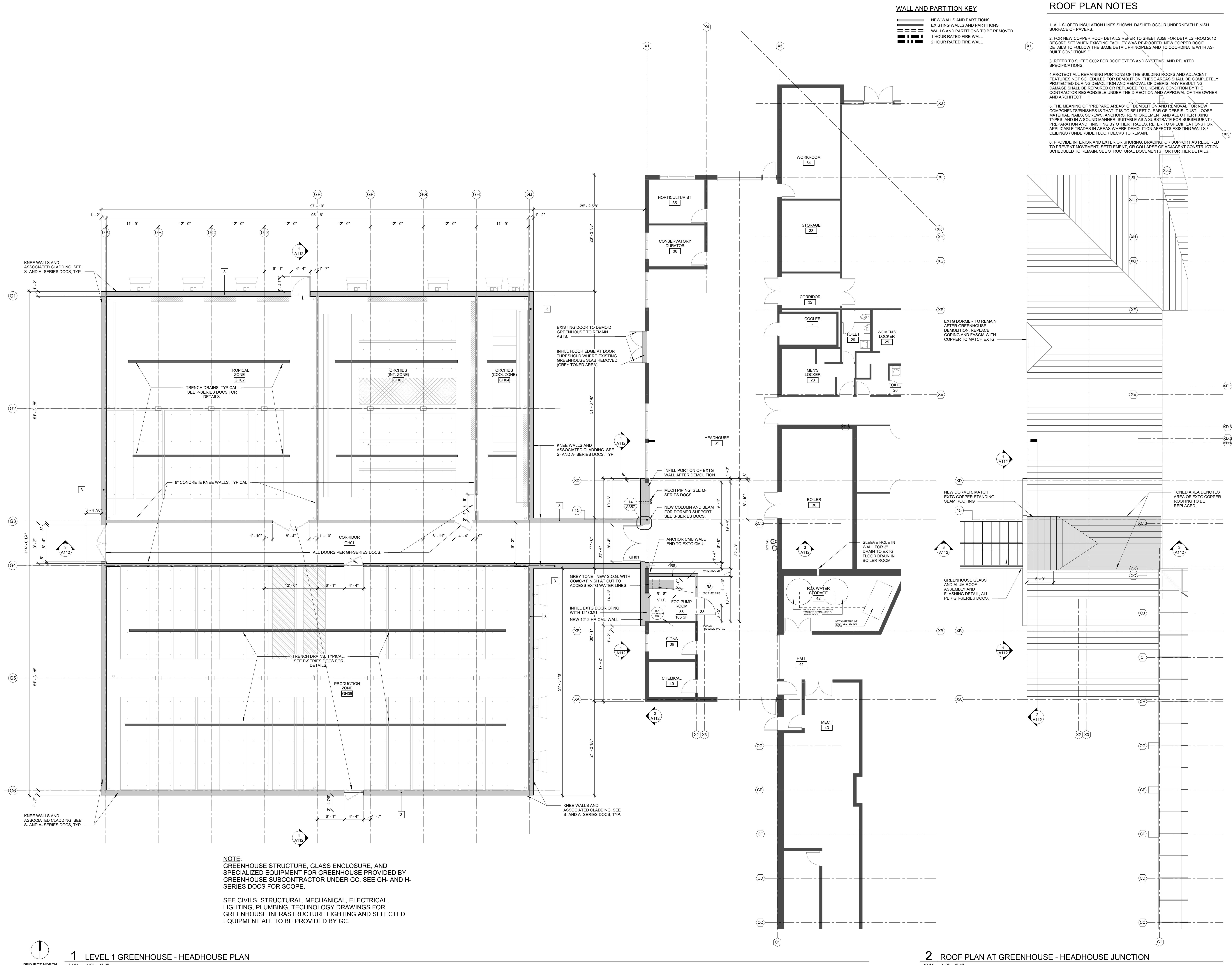
**2 ROOF PLAN - PLENUM FLOOR**  
 A103 1/4" = 1'-0"



**3 OUTDOOR CLASSROOM ROOF PLAN**  
 A103 1/4" = 1'-0"

**ROOF PLAN NOTES**

- ALL SLOPED INSULATION LINES SHOWN DASHED OCCUR UNDERNEATH FINISH SURFACE OF PAVERS.
- FOR NEW COPPER ROOF DETAILS REFER TO SHEET A358 FOR DETAILS FROM 2012 RECORD SET WHEN EXISTING FACILITY WAS RE-ROOFED. NEW COPPER ROOF DETAILS TO FOLLOW THE SAME DETAIL PRINCIPLES AND TO COORDINATE WITH AS-BUILT CONDITIONS.
- REFER TO SHEET G002 FOR ROOF TYPES AND SYSTEMS, AND RELATED SPECIFICATIONS.
- PROTECT ALL REMAINING PORTIONS OF THE BUILDING ROOFS AND ADJACENT FEATURES NOT SCHEDULED FOR DEMOLITION. THESE AREAS SHALL BE COMPLETELY PROTECTED DURING DEMOLITION AND REMOVAL OF DEBRIS. ANY RESULTING DAMAGE SHALL BE REPAIRED OR REPLACED TO LIKE-NEW CONDITION BY THE CONTRACTOR RESPONSIBLE UNDER THE DIRECTION AND APPROVAL OF THE OWNER AND ARCHITECT.
- THE MEANING OF "PREPARE AREAS" OF DEMOLITION AND REMOVAL FOR NEW COMPONENTS/FINISHES IS THAT IT IS TO BE LEFT CLEAR OF DEBRIS, DUST, LOOSE MATERIAL, NAILS, SCREWS, ANCHORS, REINFORCEMENT AND ALL OTHER FIXING TYPES, AND IN A SOUND MANNER, SUITABLE AS A SUBSTRATE FOR SUBSEQUENT PREPARATION AND FINISHING BY OTHER TRADES. REFER TO SPECIFICATIONS FOR APPLICABLE TRADES IN AREAS WHERE DEMOLITION AFFECTS EXISTING WALLS / CEILING / UNDERSIDE FLOOR DECKS TO REMAIN.
- PROVIDE INTERIOR AND EXTERIOR SHORING, BRACING, OR SUPPORT AS REQUIRED TO PREVENT MOVEMENT, SETTLEMENT, OR COLLAPSE OF ADJACENT CONSTRUCTION SCHEDULED TO REMAIN. SEE STRUCTURAL DOCUMENTS FOR FURTHER DETAILS.



**WALL AND PARTITION KEY**

	NEW WALLS AND PARTITIONS
	EXISTING WALLS AND PARTITIONS
	WALLS AND PARTITIONS TO BE REMOVED
	1 HOUR RATED FIRE WALL
	2 HOUR RATED FIRE WALL

- ROOF PLAN NOTES**
1. ALL SLOPED INSULATION LINES SHOWN DASHED OCCUR UNDERNEATH FINISH SURFACE OF PAVERS.
  2. FOR NEW COPPER ROOF DETAILS REFER TO SHEET A358 FOR DETAILS FROM 2012 RECORD SET WHEN EXISTING FACILITY WAS RE-ROOFED. NEW COPPER ROOF DETAILS TO FOLLOW THE SAME DETAIL PRINCIPLES AND TO COORDINATE WITH AS-BUILT CONDITIONS.
  3. REFER TO SHEET G002 FOR ROOF TYPES AND SYSTEMS, AND RELATED SPECIFICATIONS.
  4. PROTECT ALL REMAINING PORTIONS OF THE BUILDING ROOFS AND ADJACENT FEATURES NOT SCHEDULED FOR DEMOLITION. THESE AREAS SHALL BE COMPLETELY PROTECTED DURING DEMOLITION AND REMOVAL OF DEBRIS. ANY RESULTING DAMAGE SHALL BE REPAIRED OR REPLACED TO LIKE-NEW CONDITION BY THE CONTRACTOR RESPONSIBLE UNDER THE DIRECTION AND APPROVAL OF THE OWNER AND ARCHITECT.
  5. THE MEANING OF "PREPARE AREAS" OF DEMOLITION AND REMOVAL FOR NEW COMPONENTS/FINISHES IS THAT IT IS TO BE LEFT CLEAR OF DEBRIS, DUST, LOOSE MATERIAL, NAILS, SCREWS, ANCHORS, REINFORCEMENT AND ALL OTHER FIXING TYPES, AND IN A SOUND MANNER, SUITABLE AS A SUBSTRATE FOR SUBSEQUENT PREPARATION AND FINISHING BY OTHER TRADES. REFER TO SPECIFICATIONS FOR APPLICABLE TRADES IN AREAS WHERE DEMOLITION AFFECTS EXISTING WALLS / CEILINGS / UNDERSIDE FLOOR DECKS TO REMAIN.
  6. PROVIDE INTERIOR AND EXTERIOR SHORING, BRACING, OR SUPPORT AS REQUIRED TO PREVENT MOVEMENT, SETTLEMENT, OR COLLAPSE OF ADJACENT CONSTRUCTION SCHEDULED TO REMAIN. SEE STRUCTURAL DOCUMENTS FOR FURTHER DETAILS.

**NOTE:**  
GREENHOUSE STRUCTURE, GLASS ENCLOSURE, AND SPECIALIZED EQUIPMENT FOR GREENHOUSE PROVIDED BY GREENHOUSE SUBCONTRACTOR UNDER GC. SEE GH- AND H-SERIES DOCS FOR SCOPE.


SEE CIVILS, STRUCTURAL, MECHANICAL, ELECTRICAL, LIGHTING, PLUMBING, TECHNOLOGY DRAWINGS FOR GREENHOUSE INFRASTRUCTURE LIGHTING AND SELECTED EQUIPMENT ALL TO BE PROVIDED BY GC.

**1 LEVEL 1 GREENHOUSE - HEADHOUSE PLAN**  
A111 1/8" = 1'-0"

**2 ROOF PLAN AT GREENHOUSE - HEADHOUSE JUNCTION**  
A111 1/8" = 1'-0"

**Olbrich Botanical Gardens  
Expansion Phase 1**  
BPW Project #8162  
3330 Atwood Avenue  
Madison, WI 53704

I hereby certify that this plan, specification or report was prepared by me or under my direct supervision and that I am a duly Licensed Architect under the Laws of the State of Wisconsin.  
ARCHITECT SEAL



Signature: *Jack Poling*  
Print Name: Jack Poling  
Date: JUNE 4, 2018 License No. A-8984

ISSUE	DATE	DESCRIPTION
	09.29.2017	SCHEMATIC DESIGN SUBMISSION
	12.08.2017	DD PRICING SET
	01.10.2018	DESIGN DEVELOPMENT SUBMISSION
	01.17.2018	LUDC SUBMISSION
	03.30.2018	70% CD PRICING ISSUE
	04.26.2018	PARKING LOT AND SITE PLAN SUBMISSION
	05.04.2018	90% CD SUBMISSION
	06.01.2018	BID ISSUE
	06.04.2018	PERMIT ISSUE

PROJECT NO. 2017016  
PROJECT PHASE BID DOCUMENTS  
DRAWN BY MSR CHECKED BY MSR

**GREENHOUSE -  
HEADHOUSE  
FLOOR + ROOF  
PLAN**  
EXHIBIT F  
**A111**

**WALL AND PARTITION KEY**

- NEW WALLS AND PARTITIONS
- EXISTING WALLS AND PARTITIONS
- WALLS AND PARTITIONS TO BE REMOVED
- 1 HOUR RATED FIRE WALL
- 2 HOUR RATED FIRE WALL

**MSR** 710 South 2nd Street, 8th Floor  
Minneapolis, Minnesota 55401-2282  
Architecture 612.375.0336 tel  
Interiors and Urban Design 612.342.2216 fax  
www.msrdesign.com

Civil Engineer  
**Vierbicher Associates, Inc.**  
899 Foster Drive, Suite 201  
Madison, WI 53717  
608.826.0532 tel

Landscape Architect  
**Ken Saiki Design, Inc.**  
303 South Paterson Street, Suite 1  
Madison, WI 53703  
608.251.3600 tel

Structural Engineer, Technology and AV  
**IMEG Corp.**  
1800 Deming Way, Suite 200  
Madison, WI 53762  
608.223.9500 tel


MEP Engineer  
**MEP Associates, LLC**  
860 Blue Gentian Road, Suite 175  
Eagan, MN 55121  
651.379.9120 tel

Fire Protection Engineer and Code Consultant  
**Summit Fire Consulting**  
575 Minnehaha Ave West  
St. Paul, MN 55103  
651.251.1880 tel

Greenhouse Design  
**Rough Brothers, Inc.**  
5513 Vine Street  
Cincinnati, OH 45217  
513.242.0310 tel

**Olbrich Botanical Gardens  
Expansion Phase 1**  
BPW Project #8162  
3330 Atwood Avenue  
Madison, WI 53704

I hereby certify that this plan, specification or report was prepared by me or under my direct supervision and that I am a duly Licensed Architect under the Laws of the State of Wisconsin.  
ARCHITECT SEAL

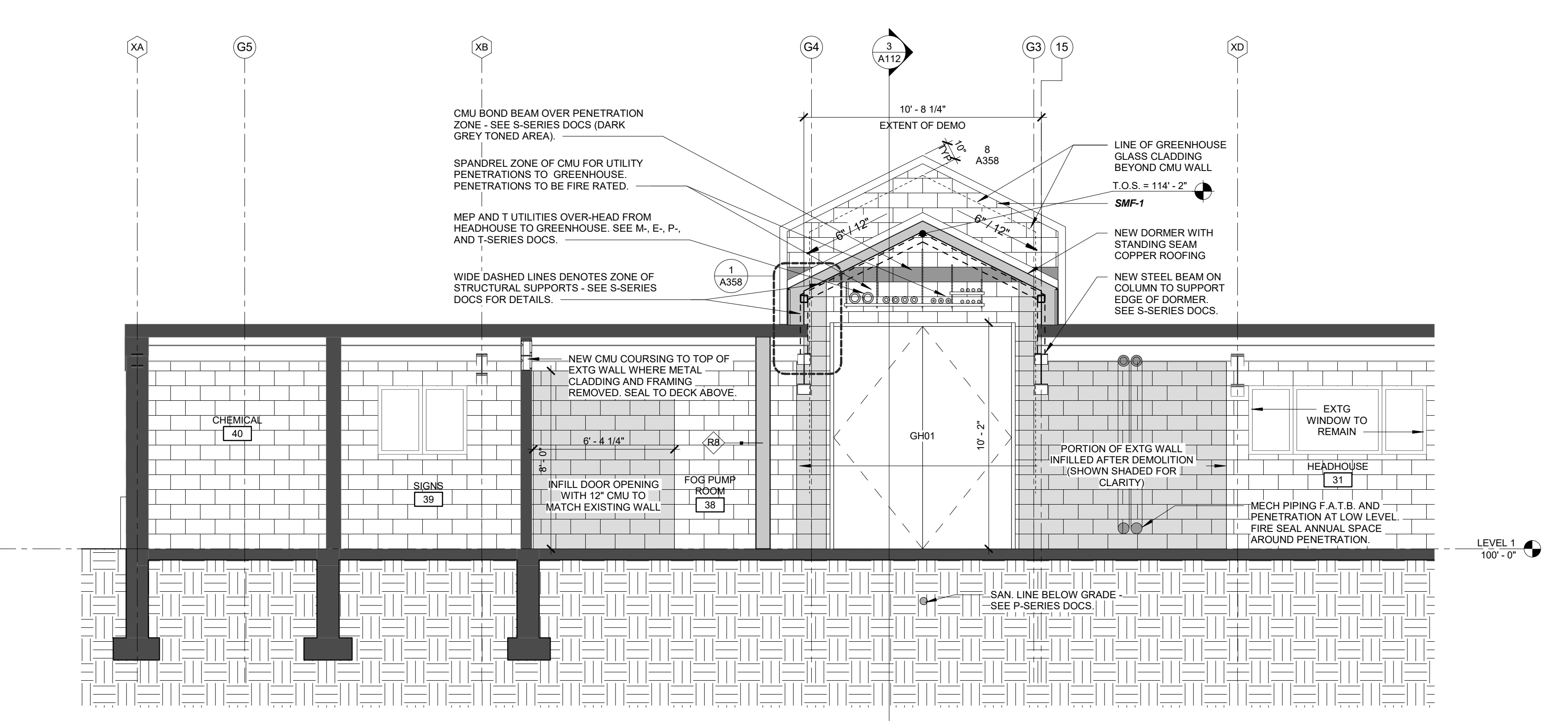
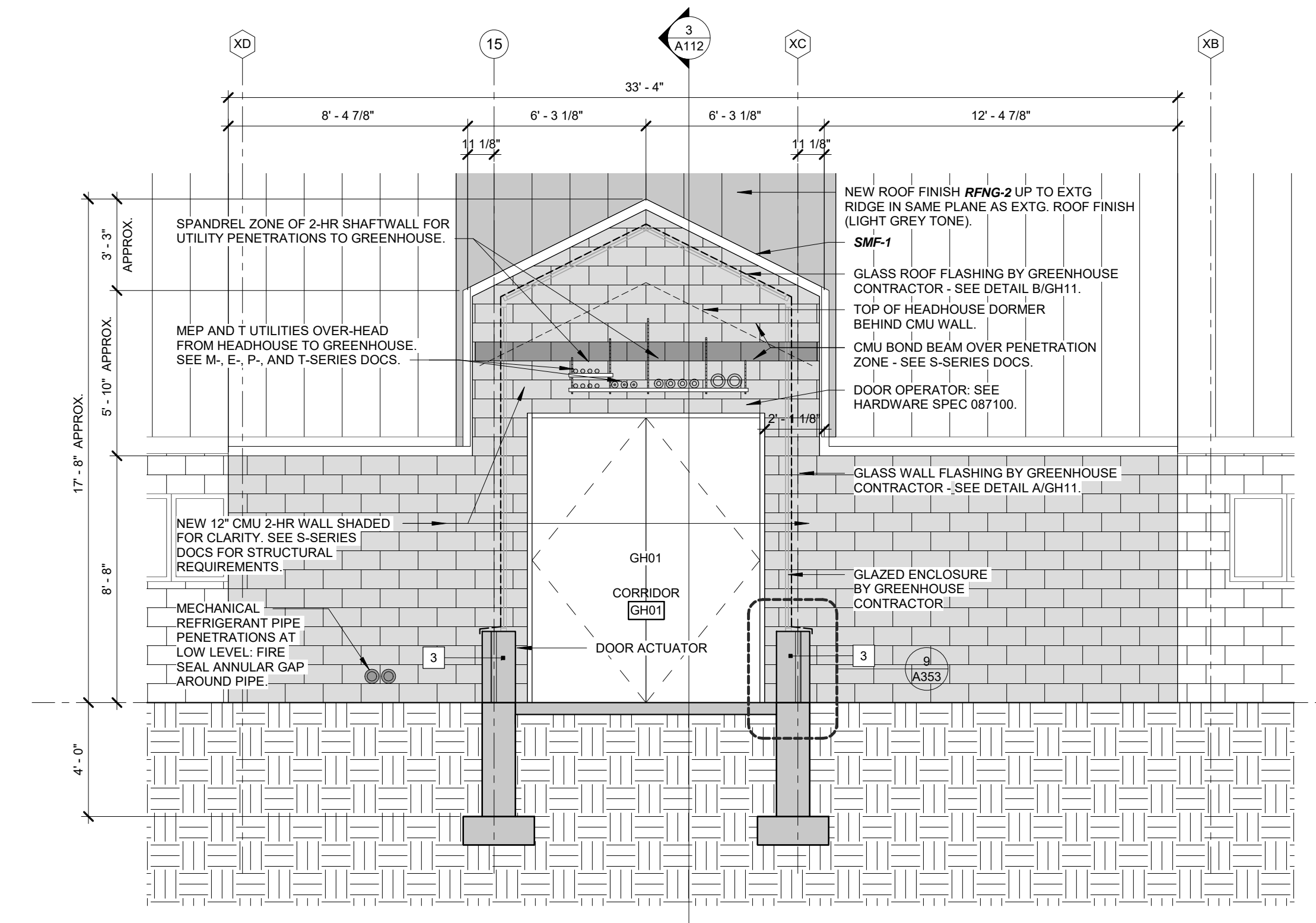


Signature: *Jack Poling*  
Print Name: Jack Poling  
Date: JUNE 4, 2018 License No. A-8984

ISSUE	DATE	DESCRIPTION
	09.29.2017	SCHEMATIC DESIGN SUBMISSION
	12.06.2017	DD PRICING SET
	01.10.2018	DESIGN DEVELOPMENT SUBMISSION
	01.17.2018	LUCC SUBMISSION
	03.30.2018	70% CD PRICING ISSUE
	04.26.2018	PARKING LOT AND SITE PLAN SUBMISSION
	05.04.2018	90% CD SUBMISSION
	06.01.2018	BID ISSUE
	06.24.2018	PERMIT ISSUE

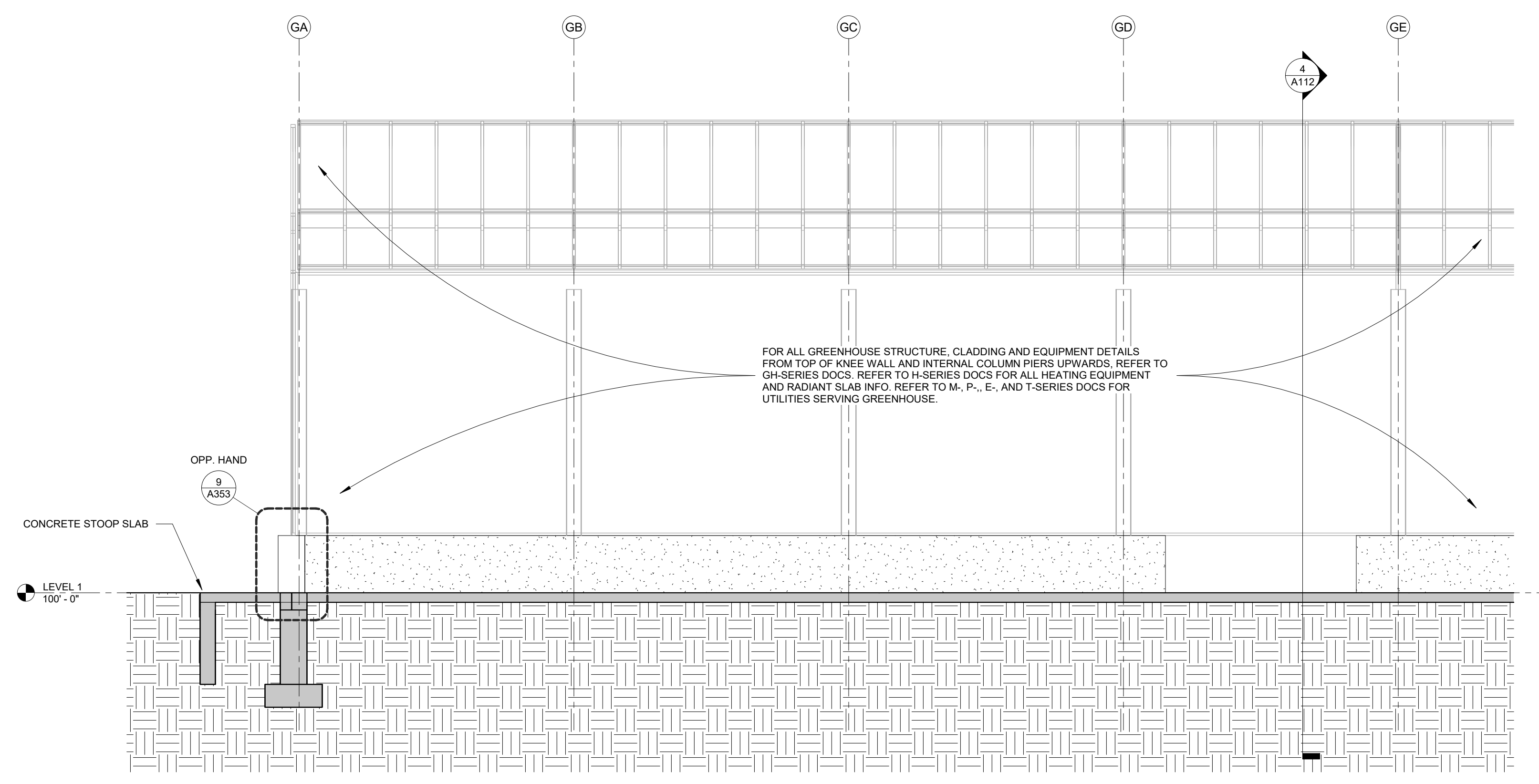
PROJECT NO. 2017016  
PROJECT PHASE BID DOCUMENTS  
DRAWN BY MSR CHECKED BY MSR

**GREENHOUSE -  
HEADHOUSE  
SECTION AND  
ELEVATION**  
EXHIBIT F  
**A112**

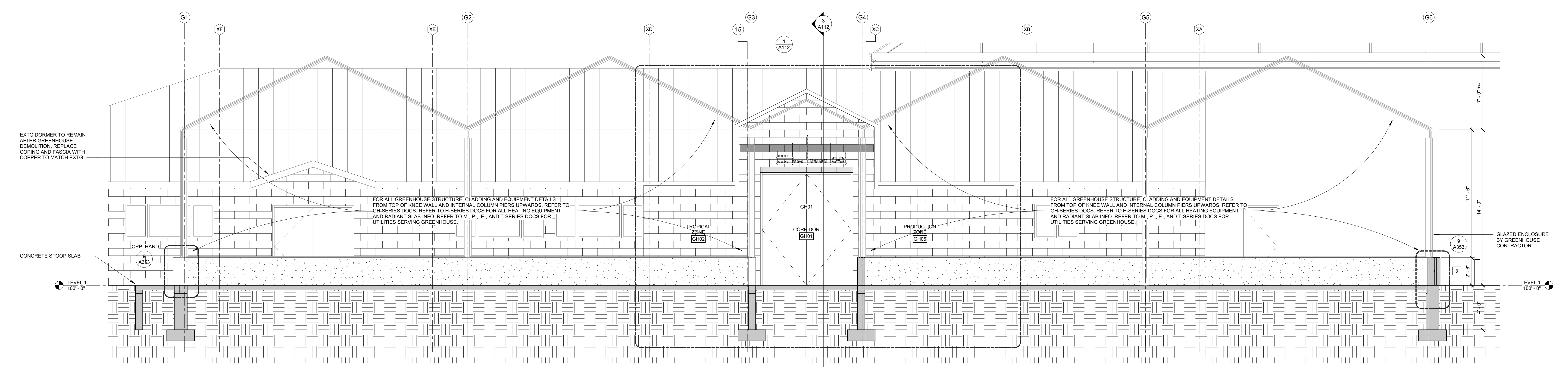
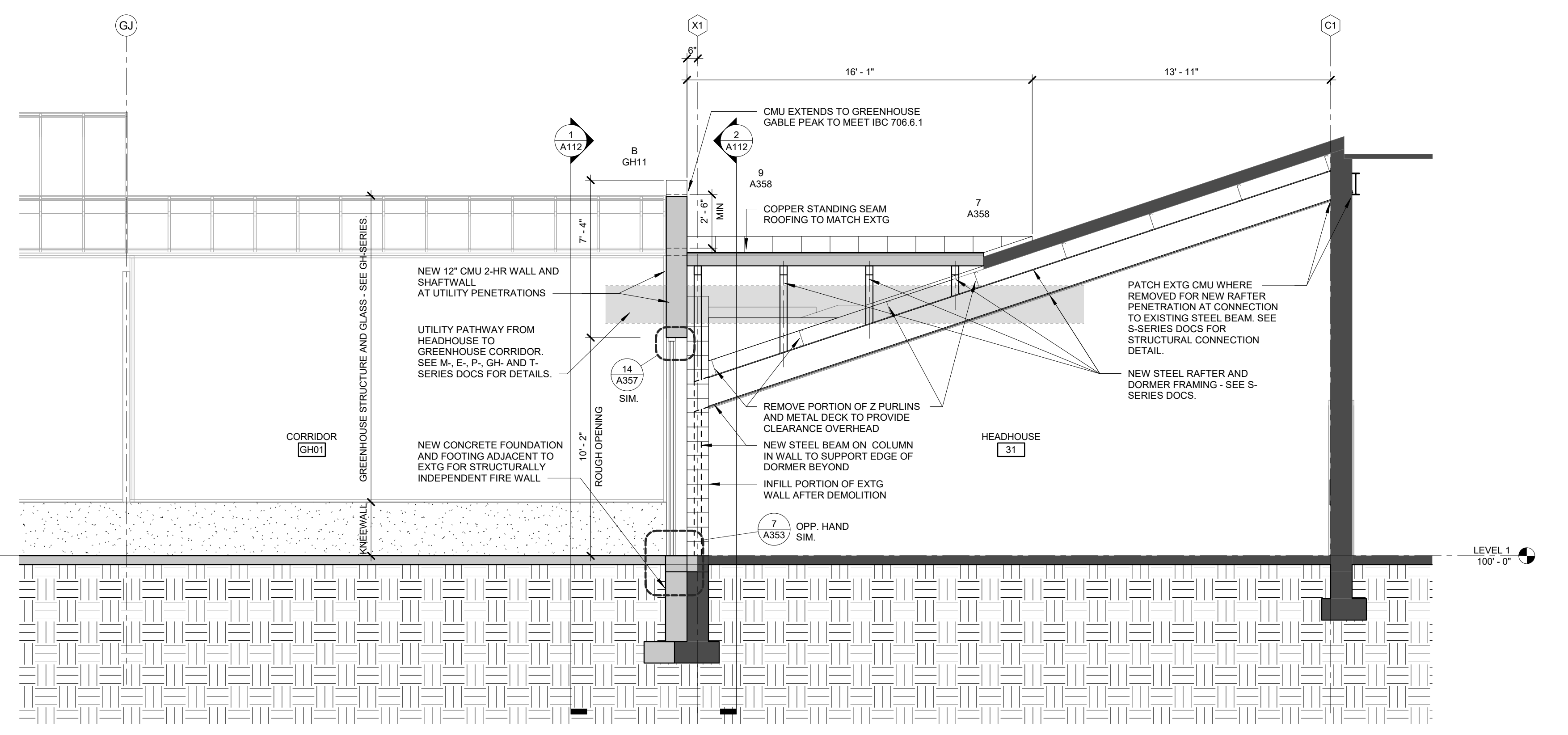


**1 SECTION/ELEVATION AT GREENHOUSE LINK**  
A112 1/4" = 1'-0"

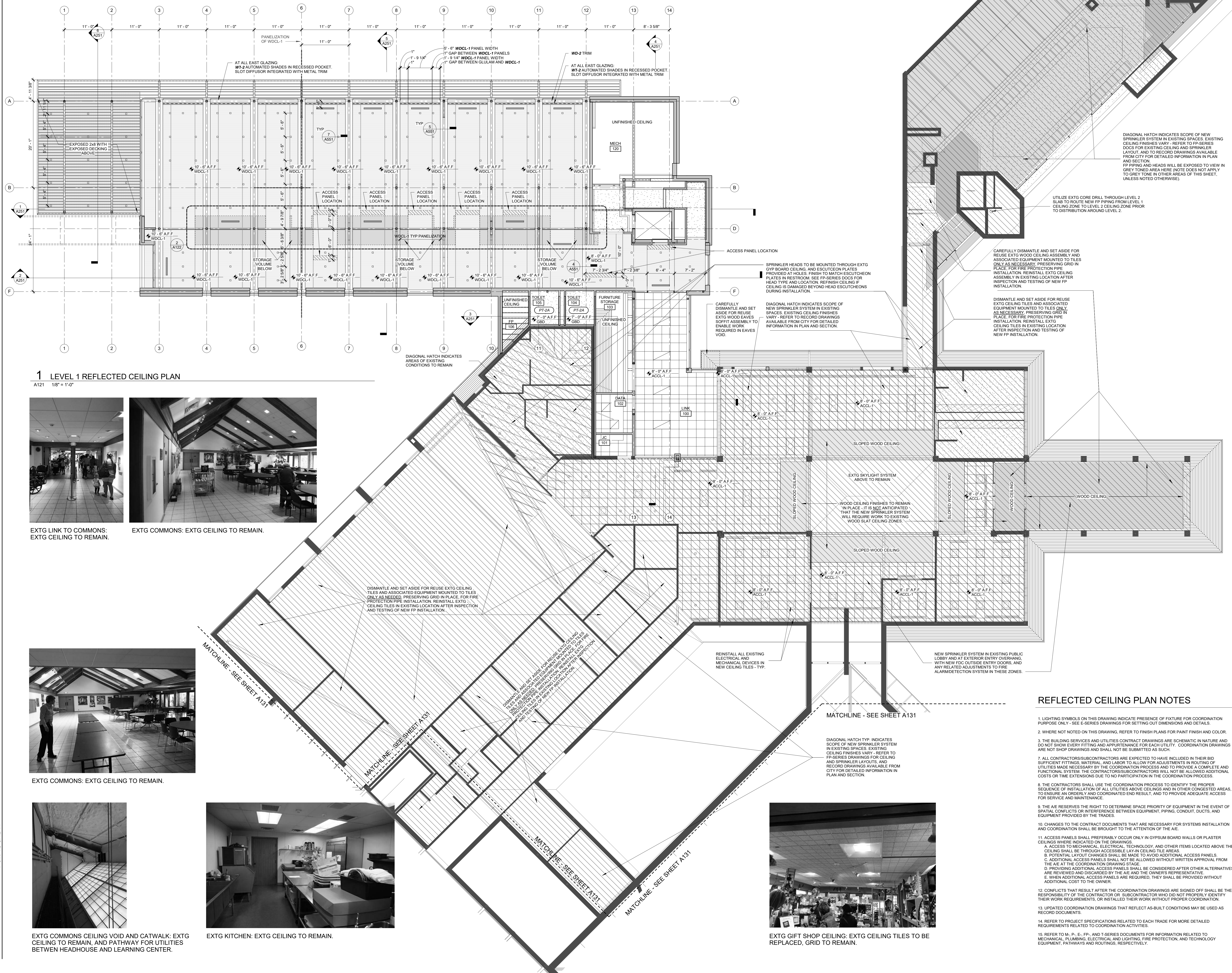
**2 SECTION/ELEVATION AT HEADHOUSE**  
A112 1/4" = 1'-0"



**3 SECTION/ELEVATION AT FIRE WALL**  
A112 1/4" = 1'-0"



**4 SECTION THRU GREENHOUSE**  
A112 1/4" = 1'-0"



**1 LEVEL 1 REFLECTED CEILING PLAN**  
 A121 1/8" = 1'-0"



EXTG LINK TO COMMONS: EXTG CEILING TO REMAIN.  
 EXTG COMMONS: EXTG CEILING TO REMAIN.



EXTG COMMONS: EXTG CEILING TO REMAIN.



EXTG COMMONS CEILING VOID AND CATWALK: EXTG CEILING TO REMAIN, AND PATHWAY FOR UTILITIES BETWEEN HEADHOUSE AND LEARNING CENTER.



EXTG KITCHEN: EXTG CEILING TO REMAIN.



EXTG GIFT SHOP CEILING: EXTG CEILING TILES TO BE REPLACED, GRID TO REMAIN.

**REFLECTED CEILING PLAN NOTES**

- LIGHTING SYMBOLS ON THIS DRAWING INDICATE PRESENCE OF FIXTURE FOR COORDINATION PURPOSE ONLY - SEE E-SERIES DRAWINGS FOR SETTING OUT DIMENSIONS AND DETAILS.
- WHERE NOT NOTED ON THIS DRAWING, REFER TO FINISH PLANS FOR PAINT FINISH AND COLOR.
- THE BUILDING SERVICES AND UTILITIES CONTRACT DRAWINGS ARE SCHEMATIC IN NATURE AND DO NOT SHOW EVERY FITTING AND APPURTENANCE FOR EACH UTILITY. COORDINATION DRAWINGS ARE NOT SHOP DRAWINGS AND SHALL NOT BE SUBMITTED AS SUCH.
- ALL CONTRACTORS/SUBCONTRACTORS ARE EXPECTED TO HAVE INCLUDED IN THEIR BID SUFFICIENT FITTINGS, MATERIAL, AND LABOR TO ALLOW FOR ADJUSTMENTS IN ROUTING OF UTILITIES MADE NECESSARY BY THE COORDINATION PROCESS AND TO PROVIDE A COMPLETE AND FUNCTIONAL SYSTEM. THE CONTRACTORS/SUBCONTRACTORS WILL NOT BE ALLOWED ADDITIONAL COSTS OR TIME EXTENSIONS DUE TO NO PARTICIPATION IN THE COORDINATION PROCESS.
- THE CONTRACTORS SHALL USE THE COORDINATION PROCESS TO IDENTIFY THE PROPER SEQUENCE OF INSTALLATION OF ALL UTILITIES ABOVE CEILINGS AND IN OTHER CONGESTED AREAS, TO ENSURE AN ORDERLY AND COORDINATED END RESULT, AND TO PROVIDE ADEQUATE ACCESS FOR SERVICE AND MAINTENANCE.
- THE A/E RESERVES THE RIGHT TO DETERMINE SPACE PRIORITY OF EQUIPMENT IN THE EVENT OF SPATIAL CONFLICTS OR INTERFERENCE BETWEEN EQUIPMENT, PIPING, CONDUIT, DUCTS, AND EQUIPMENT PROVIDED BY THE TRADES.
- CHANGES TO THE CONTRACT DOCUMENTS THAT ARE NECESSARY FOR SYSTEMS INSTALLATION AND COORDINATION SHALL BE BROUGHT TO THE ATTENTION OF THE A/E.
- ACCESS PANELS SHALL PREFERABLY OCCUR ONLY IN GYPSUM BOARD WALLS OR PLASTER CEILINGS WHERE INDICATED ON THE DRAWINGS.
  - ACCESS TO MECHANICAL, ELECTRICAL, TECHNOLOGY, AND OTHER ITEMS LOCATED ABOVE THE CEILING SHALL BE THROUGH ACCESSIBLE LAY-IN CEILING TILE AREAS.
  - POTENTIAL LAYOUT CHANGES SHALL BE MADE TO AVOID ADDITIONAL ACCESS PANELS.
  - ADDITIONAL ACCESS PANELS SHALL NOT BE ALLOWED WITHOUT WRITTEN APPROVAL FROM THE A/E AT THE COORDINATION DRAWING STAGE.
  - PROVIDING ADDITIONAL ACCESS PANELS SHALL BE CONSIDERED AFTER OTHER ALTERNATIVES ARE REVIEWED AND DISCARDED BY THE A/E AND THE OWNER'S REPRESENTATIVE.
  - WHEN ADDITIONAL ACCESS PANELS ARE REQUIRED, THEY SHALL BE PROVIDED WITHOUT ADDITIONAL COST TO THE OWNER.
- CONFLICTS THAT RESULT AFTER THE COORDINATION DRAWINGS ARE SIGNED OFF SHALL BE THE RESPONSIBILITY OF THE CONTRACTOR OR SUBCONTRACTOR WHO DID NOT PROPERLY IDENTIFY THEIR WORK REQUIREMENTS, OR INSTALLED THEIR WORK WITHOUT PROPER COORDINATION.
- UPDATED COORDINATION DRAWINGS THAT REFLECT AS-BUILT CONDITIONS MAY BE USED AS RECORD DOCUMENTS.
- REFER TO PROJECT SPECIFICATIONS RELATED TO EACH TRADE FOR MORE DETAILED REQUIREMENTS RELATED TO COORDINATION ACTIVITIES.
- REFER TO M., P., E., FP., AND T-SERIES DOCUMENTS FOR INFORMATION RELATED TO MECHANICAL, PLUMBING, ELECTRICAL AND LIGHTING, FIRE PROTECTION, AND TECHNOLOGY EQUIPMENT, PATHWAYS AND ROUTINGS, RESPECTIVELY.

**MSR** 710 South 2nd Street, 8th Floor  
 Minneapolis, Minnesota 55401-2282  
 Architecture 612.375.0336 tel  
 Interiors and 612.342.2216 fax  
 Urban Design www.msrdesign.com

Civil Engineer  
**Vierbicher Associates, Inc.**  
 880 Fourier Drive, Suite 201  
 Madison, WI 53717  
 608.826.0532 tel

Landscape Architect  
**Ken Saiki Design, Inc.**  
 303 South Peterson Street, Suite 1  
 Madison, WI 53703  
 608.251.3600 tel

Structural Engineer, Technology and AV  
**IMEG Corp.**  
 1800 Deming Way, Suite 200  
 Madison, WI 53762  
 608.223.9500 tel


MEP Engineer  
**MEP Associates, LLC**  
 860 Blue Gentian Road, Suite 175  
 Eagan, MN 55121  
 651.379.9120 tel

Fire Protection Engineer and Code Consultant  
**Summit Fire Consulting**  
 575 Minnehaha Ave West  
 St. Paul, MN 55103  
 651.251.1880 tel

Greenhouse Design  
**Rough Brothers, Inc.**  
 5513 Vine Street  
 Cincinnati, OH 45217  
 513.242.0310 tel

**Olbrich Botanical Gardens  
 Expansion Phase 1**  
 BPW Project #8162  
 3330 Atwood Avenue  
 Madison, WI 53704

I hereby certify that this plan, specification or report was prepared by me or under my direct supervision and that I am a duly Licensed Architect under the Laws of the State of Wisconsin, ARCHITECT SEAL

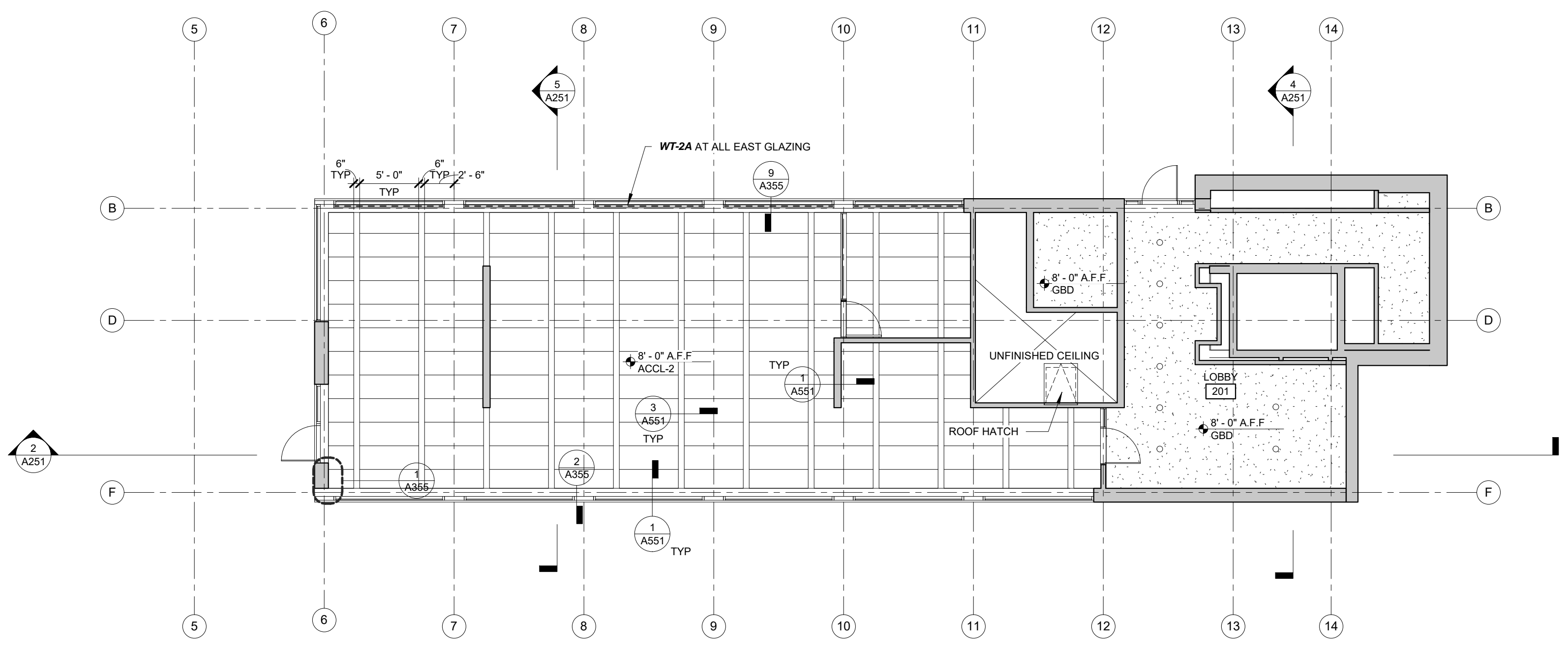


Signature: *Daniel Jack Poling*  
 Print Name: Jack Poling  
 Date: JUNE 4, 2018 License No. A-8984

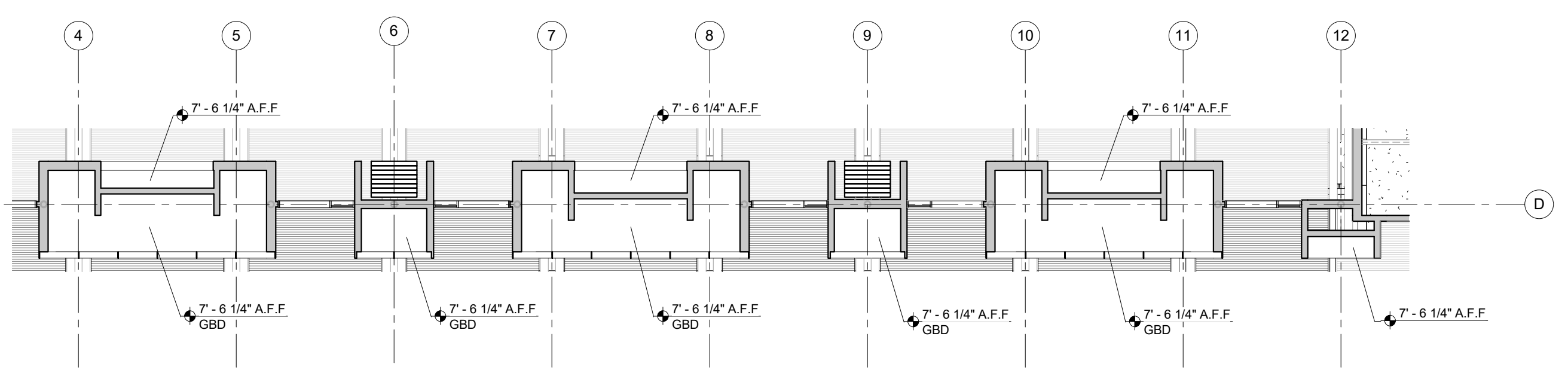
ISSUE	DATE	DESCRIPTION
	09.29.2017	SCHEMATIC DESIGN SUBMISSION
	12.06.2017	DD PRICING SET
	01.10.2018	DESIGN DEVELOPMENT SUBMISSION
	01.17.2018	LODC SUBMISSION
	03.30.2018	70% CD PRICING ISSUE
	04.26.2018	PARKING LOT AND SITE PLAN SUBMISSION
	05.04.2018	90% CD SUBMISSION
	06.01.2018	BID ISSUE
	06.04.2018	PERMIT ISSUE

PROJECT NO. 2017016  
 PROJECT PHASE BID DOCUMENTS

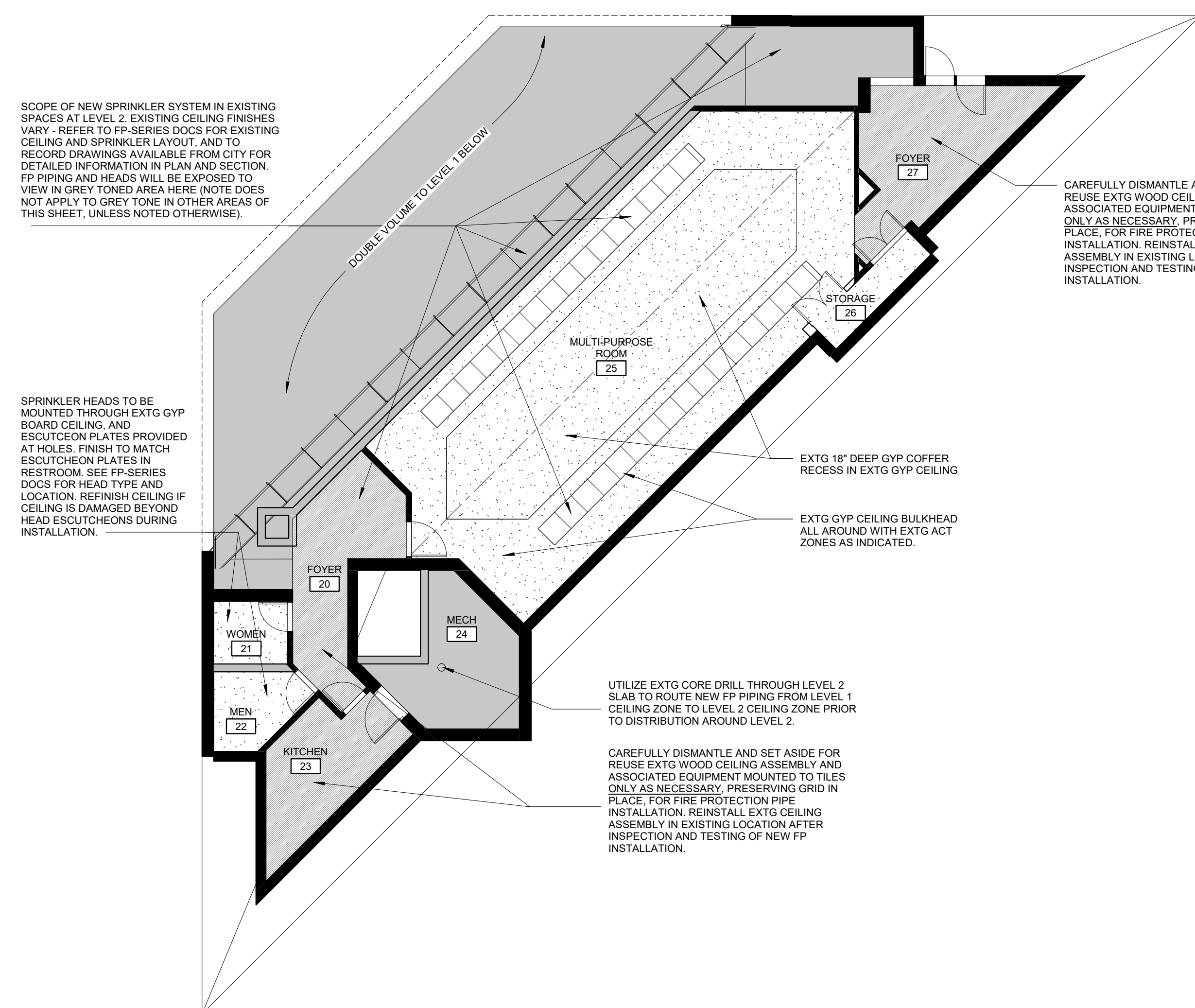
DRAWN BY MSR  
 CHECKED BY MSR  
**REFLECTED CEILING PLAN - LEVEL 1 - EXTG + NEW**  
**EXHIBIT F**  
**A121**



**1 LEVEL 2 REFLECTED CEILING PLAN**  
A122 1/8" = 1'-0"



**2 LEVEL 1 REFLECTED CEILING PLAN - STORAGE AND PRESENTATION CEILINGS**  
A122 1/8" = 1'-0"



**3 LEVEL 2 REFLECTED CEILING PLAN EXISTING 1970s BDG**  
A122 1/8" = 1'-0"



EXTG 1970s BDG LEVEL ONE OPEN AREA: NEW FP EXPOSED.



EXTG 1970s BDG L-2 CLOSET CORE DRILL FOR FP ROUTING.



EXTG 1970s BDG L-2 HALLWAY: NEW FP IN EXTG CEILING.



EXTG 1970s BDG L-2 KITCHEN: NEW FP IN EXTG CEILING.



EXTG 1970s BDG LINK: NEW FP IN EXTG CEILING.



EXTG 1970s BDG LOBBY: NEW FP EXPOSED.



EXTG 1970s BDG L-2 HALLWAY: NEW FP IN EXTG CEILING.



EXTG 1970s BDG L-2 KITCHEN: NEW FP IN EXTG CEILING.



EXTG 1970s BDG L-2 CONF. ROOM: NEW FP IN EXTG CEILING.



EXTG 1970s BDG L-2 EAST STAIR CEILING ZONE: NEW FP EXPOSED.

**REFLECTED CEILING PLAN NOTES**

- LIGHTING SYMBOLS ON THIS DRAWING INDICATE PRESENCE OF FIXTURE FOR COORDINATION PURPOSE ONLY - SEE E-SERIES DRAWINGS FOR SETTING OUT DIMENSIONS AND DETAILS.
- WHERE NOT NOTED ON THIS DRAWING, REFER TO FINISH PLANS FOR PAINT FINISH AND COLOR.
- THE BUILDING SERVICES AND UTILITIES CONTRACT DRAWINGS ARE SCHEMATIC IN NATURE AND DO NOT SHOW EVERY FITTING AND APPURTENANCE FOR EACH UTILITY. COORDINATION DRAWINGS ARE NOT SHOP DRAWINGS AND SHALL NOT BE SUBMITTED AS SUCH.
- ALL CONTRACTORS/SUBCONTRACTORS ARE EXPECTED TO HAVE INCLUDED IN THEIR BID SUFFICIENT FITTINGS, MATERIAL, AND LABOR TO ALLOW FOR ADJUSTMENTS IN ROUTING OF UTILITIES MADE NECESSARY BY THE COORDINATION PROCESS AND TO PROVIDE A COMPLETE AND FUNCTIONAL SYSTEM. THE CONTRACTORS/SUBCONTRACTORS WILL NOT BE ALLOWED ADDITIONAL COSTS OR TIME EXTENSIONS DUE TO NO PARTICIPATION IN THE COORDINATION PROCESS.
- THE CONTRACTORS SHALL USE THE COORDINATION PROCESS TO IDENTIFY THE PROPER SEQUENCE OF INSTALLATION OF ALL UTILITIES ABOVE CEILINGS AND IN OTHER CONGESTED AREAS, TO ENSURE AN ORDERLY AND COORDINATED END RESULT, AND TO PROVIDE ADEQUATE ACCESS FOR SERVICE AND MAINTENANCE.
- THE A/E RESERVES THE RIGHT TO DETERMINE SPACE PRIORITY OF EQUIPMENT IN THE EVENT OF SPATIAL CONFLICTS OR INTERFERENCE BETWEEN EQUIPMENT, PIPING, CONDUIT, DUCTS, AND EQUIPMENT PROVIDED BY THE TRADES.
- CHANGES TO THE CONTRACT DOCUMENTS THAT ARE NECESSARY FOR SYSTEMS INSTALLATION AND COORDINATION SHALL BE BROUGHT TO THE ATTENTION OF THE A/E.
- ACCESS PANELS SHALL PREFERABLY OCCUR ONLY IN GYPSUM BOARD WALLS OR PLASTER CEILINGS WHERE INDICATED ON THE DRAWINGS.
  - A. ACCESS TO MECHANICAL, ELECTRICAL, TECHNOLOGY, AND OTHER ITEMS LOCATED ABOVE THE CEILING SHALL BE THROUGH ACCESSIBLE LAY-IN CEILING TILE AREAS.
  - B. POTENTIAL LAYOUT CHANGES SHALL BE MADE TO AVOID ADDITIONAL ACCESS PANELS.
  - C. ADDITIONAL ACCESS PANELS SHALL NOT BE ALLOWED WITHOUT WRITTEN APPROVAL FROM THE A/E AT THE COORDINATION DRAWING STAGE.
  - D. PROVIDING ADDITIONAL ACCESS PANELS SHALL BE CONSIDERED AFTER OTHER ALTERNATIVES ARE REVIEWED AND DISCARDED BY THE A/E AND THE OWNER'S REPRESENTATIVE.
  - E. WHEN ADDITIONAL ACCESS PANELS ARE REQUIRED, THEY SHALL BE PROVIDED WITHOUT ADDITIONAL COST TO THE OWNER.
- CONFLICTS THAT RESULT AFTER THE COORDINATION DRAWINGS ARE SIGNED OFF SHALL BE THE RESPONSIBILITY OF THE CONTRACTOR OR SUBCONTRACTOR WHO DID NOT PROPERLY IDENTIFY THEIR WORK REQUIREMENTS, OR INSTALLED THEIR WORK WITHOUT PROPER COORDINATION.
- UPDATED COORDINATION DRAWINGS THAT REFLECT AS-BUILT CONDITIONS MAY BE USED AS RECORD DOCUMENTS.
- REFER TO PROJECT SPECIFICATIONS RELATED TO EACH TRADE FOR MORE DETAILED REQUIREMENTS RELATED TO COORDINATION ACTIVITIES.
- REFER TO M., P., E., FP., AND T-SERIES DOCUMENTS FOR INFORMATION RELATED TO MECHANICAL, PLUMBING, ELECTRICAL, AND LIGHTING, FIRE PROTECTION, AND TECHNOLOGY EQUIPMENT, PATHWAYS AND ROUTINGS, RESPECTIVELY.

**MSR** 710 South 2nd Street, 8th Floor  
Minneapolis, Minnesota 55401-2282  
Architecture 612.375.0336 tel  
Interiors and 612.342.2216 fax  
Urban Design www.msrdesign.com

---

Civil Engineer  
**Vierbicher Associates, Inc.**  
888 Foster Drive, Suite 201  
Madison, WI 53717  
608.826.0532 tel

---

Landscape Architect  
**Ken Saiki Design, Inc.**  
303 South Peterson Street, Suite 1  
Madison, WI 53703  
608.251.3600 tel

---

Structural Engineer, Technology and AV  
**IMEG Corp.**  
1800 Deming Way, Suite 200  
Madison, WI 53762  
608.223.9500 tel

---

MEP Engineer  
**MEP Associates, LLC**  
860 Blue Gentian Road, Suite 175  
Eagan, MN 55121  
651.379.9120 tel

---


Fire Protection Engineer and Code Consultant  
**Summit Fire Consulting**  
575 Minnehaha Ave West  
St. Paul, MN 55103  
651.251.1880 tel

---

Greenhouse Design  
**Rough Brothers, Inc.**  
5513 Vine Street  
Cincinnati, OH 45217  
513.242.0310 tel

**Olbrich Botanical Gardens**  
**Expansion Phase 1**  
BPW Project #8162  
3330 Atwood Avenue  
Madison, WI 53704

I hereby certify that this plan, specification or report was prepared by me or under my direct supervision and that I am a duly Licensed Architect under the Laws of the State of Wisconsin, ARCHITECT SEAL



Signature: *Jack Poling*  
Print Name: Jack Poling  
Date: JUNE 4, 2018 License No. A-8984

ISSUE	DATE	DESCRIPTION
	09.29.2017	SCHEMATIC DESIGN SUBMISSION
	12.08.2017	DD PRICING SET
	01.10.2018	DESIGN DEVELOPMENT SUBMISSION
	01.17.2018	LDIC SUBMISSION
	03.30.2018	70% CD PRICING ISSUE
	04.26.2018	PARKING LOT AND SITE PLAN SUBMISSION
	05.04.2018	90% CD SUBMISSION
	06.01.2018	BID ISSUE
	06.04.2018	PERMIT ISSUE

PROJECT NO. 2017016  
PROJECT PHASE BID DOCUMENTS  
DRAWN BY MSR CHECKED BY MSR  
www.msrdesign.com

**REFLECTED CEILING PLAN - LEVEL 1 + 2 - EXTG + NEW**  
**EXHIBIT F**  
**A122**



REFLECTED CEILING PLAN NOTES

- LIGHTING SYMBOLS ON THIS DRAWING INDICATE PRESENCE OF FIXTURE FOR COORDINATION PURPOSE ONLY. SEE E-SERIES DRAWINGS FOR SETTING OUT DIMENSIONS AND DETAILS.
- WHERE NOT NOTED ON THIS DRAWING, REFER TO FINISH PLANS FOR PAINT FINISH AND COLOR.
- THE BUILDING SERVICES AND UTILITIES CONTRACT DRAWINGS ARE SCHEMATIC IN NATURE AND DO NOT SHOW EVERY FITTING AND APPURTENANCE FOR EACH UTILITY. COORDINATION DRAWINGS ARE NOT SHOP DRAWINGS AND SHALL NOT BE SUBMITTED AS SUCH.
- ALL CONTRACTORS/SUBCONTRACTORS ARE EXPECTED TO HAVE INCLUDED IN THEIR BID SUFFICIENT FITTINGS, MATERIAL, AND LABOR TO ALLOW FOR ADJUSTMENTS IN ROUTING OF UTILITIES MADE NECESSARY BY THE COORDINATION PROCESS AND TO PROVIDE A COMPLETE AND FUNCTIONAL SYSTEM. THE CONTRACTORS/SUBCONTRACTORS WILL NOT BE ALLOWED ADDITIONAL COSTS OR TIME EXTENSIONS DUE TO NO PARTICIPATION IN THE COORDINATION PROCESS.
- THE CONTRACTORS SHALL USE THE COORDINATION PROCESS TO IDENTIFY THE PROPER SEQUENCE OF INSTALLATION OF ALL UTILITIES ABOVE CEILING AND IN OTHER CONGESTED AREAS. TO ENSURE AN ORDERLY AND COORDINATED END RESULT, AND TO PROVIDE ADEQUATE ACCESS FOR SERVICE AND MAINTENANCE.
- THE A/E RESERVES THE RIGHT TO DETERMINE SPACE PRIORITY OF EQUIPMENT IN THE EVENT OF SPATIAL CONFLICTS OR INTERFERENCE BETWEEN EQUIPMENT, PIPING, CONDUIT, DUCTS, AND EQUIPMENT PROVIDED BY THE TRADES.
- CHANGES TO THE CONTRACT DOCUMENTS THAT ARE NECESSARY FOR SYSTEMS INSTALLATION AND COORDINATION SHALL BE BROUGHT TO THE ATTENTION OF THE A/E.
- ACCESS PANELS SHALL PREFERABLY OCCUR ONLY IN GYPSUM BOARD WALLS OR PLASTER CEILING WHERE INDICATED ON THE DRAWINGS.
  - ACCESS TO MECHANICAL, ELECTRICAL, TECHNOLOGY, AND OTHER ITEMS LOCATED ABOVE THE CEILING SHALL BE THROUGH ACCESSIBLE LAY-IN CEILING TILE AREAS.
  - POTENTIAL LAYOUT CHANGES SHALL BE MADE TO AVOID ADDITIONAL ACCESS PANELS.
  - ADDITIONAL ACCESS PANELS SHALL NOT BE ALLOWED WITHOUT WRITTEN APPROVAL FROM THE A/E AT THE COORDINATION DRAWING STAGE.
  - PROVIDING ADDITIONAL ACCESS PANELS SHALL BE CONSIDERED AFTER OTHER ALTERNATIVES ARE REVIEWED AND DISCARDED BY THE A/E AND THE OWNER'S REPRESENTATIVE.
  - WHEN ADDITIONAL ACCESS PANELS ARE REQUIRED, THEY SHALL BE PROVIDED WITHOUT ADDITIONAL COST TO THE OWNER.
- CONFLICTS THAT RESULT AFTER THE COORDINATION DRAWINGS ARE SIGNED OFF SHALL BE THE RESPONSIBILITY OF THE CONTRACTOR OR SUBCONTRACTOR WHO DID NOT PROPERLY IDENTIFY THEIR WORK REQUIREMENTS, OR INSTALLED THEIR WORK WITHOUT PROPER COORDINATION.
- UPDATED COORDINATION DRAWINGS THAT REFLECT AS-BUILT CONDITIONS MAY BE USED AS RECORD DOCUMENTS.
- REFER TO PROJECT SPECIFICATIONS RELATED TO EACH TRADE FOR MORE DETAILED REQUIREMENTS RELATED TO COORDINATION ACTIVITIES.
- REFER TO M., P., E., FP., AND T-SERIES DOCUMENTS FOR INFORMATION RELATED TO MECHANICAL, PLUMBING, ELECTRICAL AND LIGHTING, FIRE PROTECTION, AND TECHNOLOGY EQUIPMENT, PATHWAYS AND ROUTINGS, RESPECTIVELY.

MSR 710 South 2nd Street, 8th Floor  
Minneapolis, Minnesota 55401-2282  
Architecture 612.375.0336 tel  
Interiors and 612.342.2216 fax  
Urban Design www.msrdesign.com

Civil Engineer  
**Vierbicher Associates, Inc.**  
880 Foster Drive, Suite 201  
Madison, WI 53717  
608.826.0532 tel

Landscape Architect  
**Ken Saiki Design, Inc.**  
303 South Paterson Street, Suite 1  
Madison, WI 53703  
608.251.3600 tel

Structural Engineer, Technology and AV  
**IMEG Corp.**  
1800 Deming Way, Suite 200  
Madison, WI 53762  
608.223.9600 tel


MEP Engineer  
**MEP Associates, LLC**  
860 Blue Gentian Road, Suite 175  
Eagan, MN 55121  
651.379.9120 tel

Fire Protection Engineer and Code Consultant  
**Summit Fire Consulting**  
575 Minnehaha Ave West  
St. Paul, MN 55103  
651.251.1880 tel

Greenhouse Design  
**Rough Brothers, Inc.**  
5513 Vine Street  
Cincinnati, OH 45217  
513.242.0310 tel

**Olbrich Botanical Gardens  
Expansion Phase 1**  
BPW Project #8162  
3330 Atwood Avenue  
Madison, WI 53704

I hereby certify that this plan, specification or report was prepared by me or under my direct supervision and that I am a duly Licensed Architect under the Laws of the State of Wisconsin.  
ARCHITECT SEAL

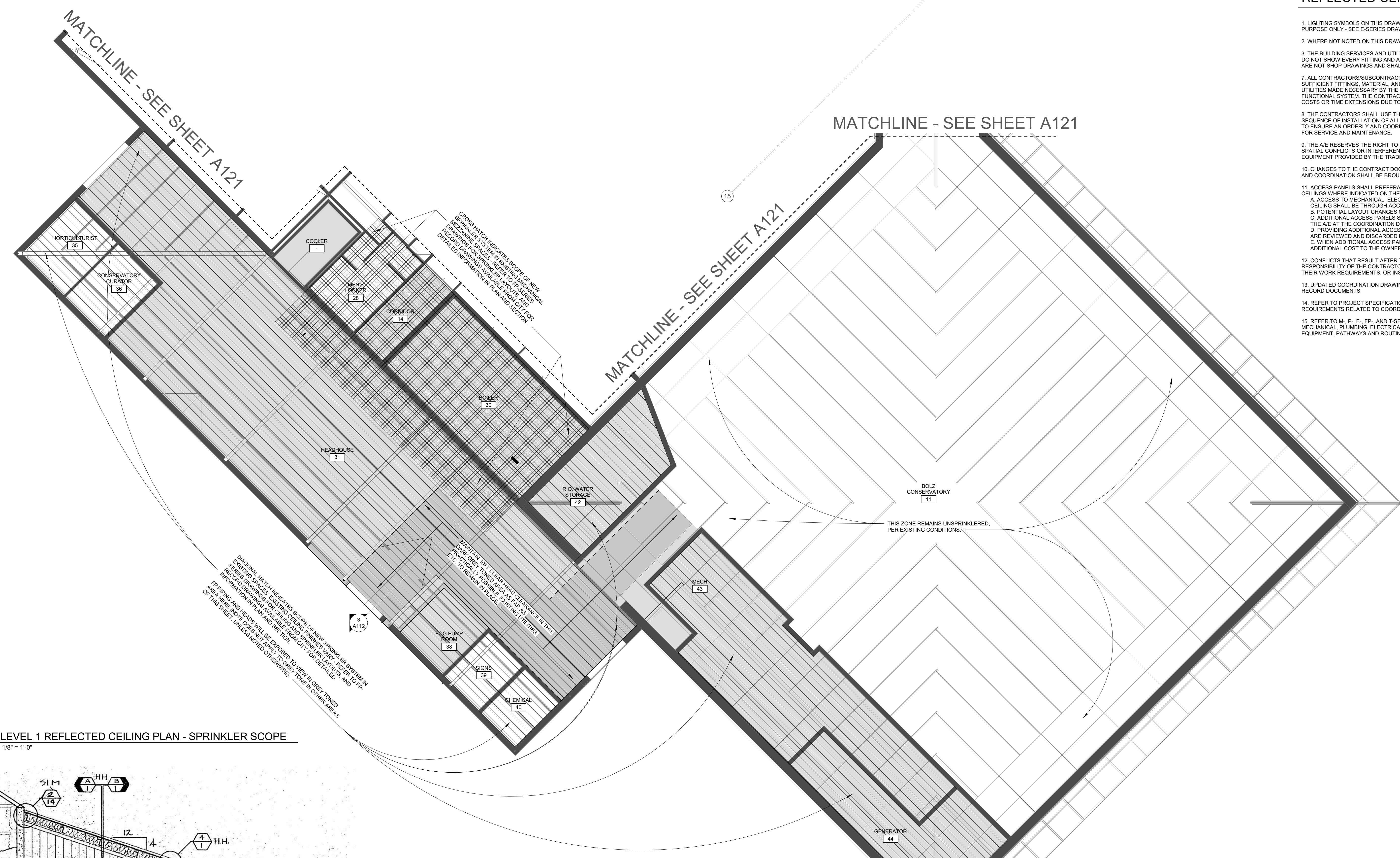


Signature: *Jack Poling*  
Print Name: Jack Poling  
Date: JUNE 4, 2018 License No.: A-8984

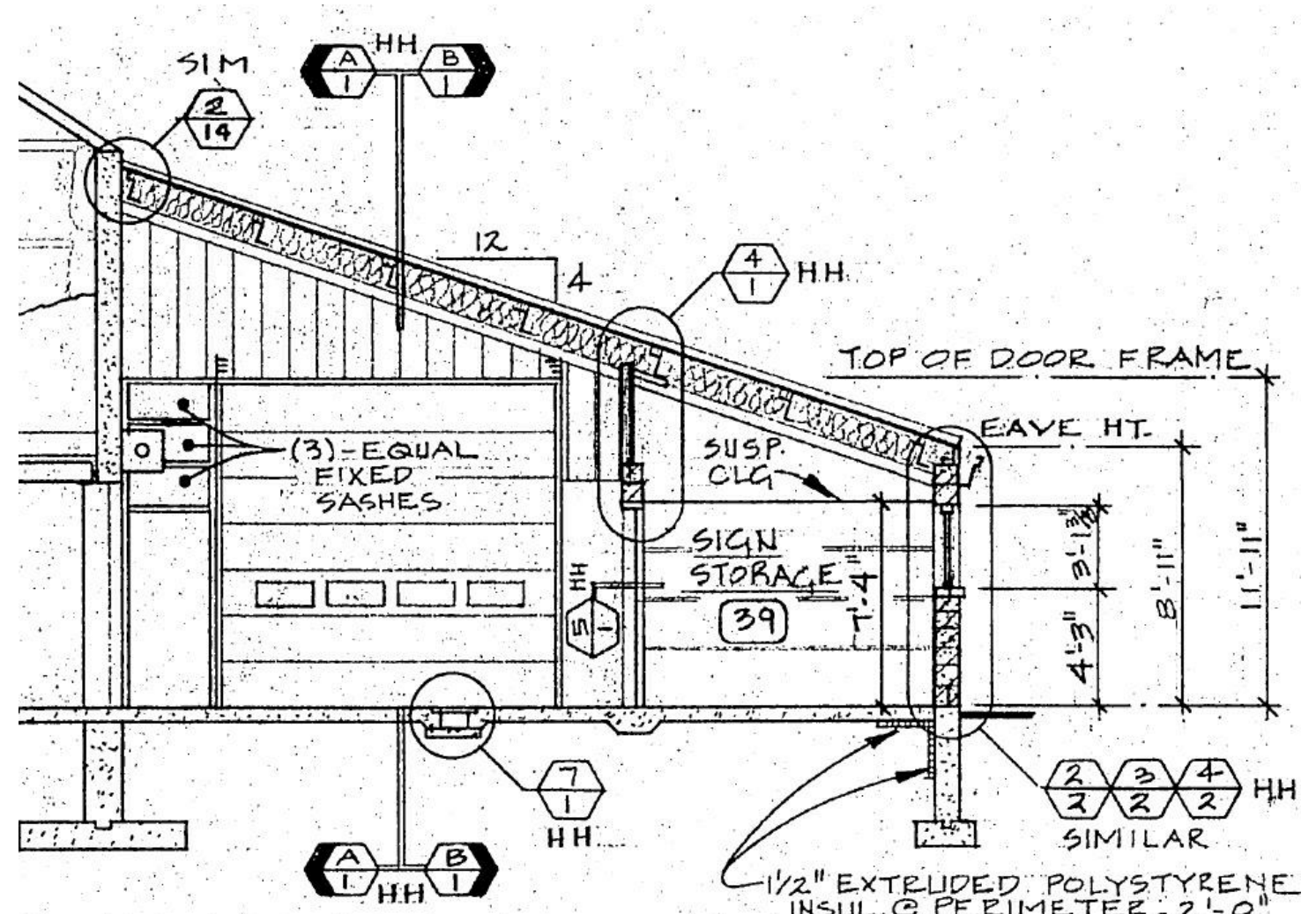
ISSUE	DATE	DESCRIPTION
09.29.2017	09.29.2017	SCHEMATIC DESIGN SUBMISSION
12.06.2017	12.06.2017	DD PRICING SET
01.10.2018	01.10.2018	DESIGN DEVELOPMENT SUBMISSION
01.17.2018	01.17.2018	UDC SUBMISSION
03.30.2018	03.30.2018	70% CD PRICING ISSUE
04.26.2018	04.26.2018	PARKING LOT AND SITE PLAN SUBMISSION
05.04.2018	05.04.2018	90% CD SUBMISSION
06.01.2018	06.01.2018	BID ISSUE
06.04.2018	06.04.2018	PERMIT ISSUE

PROJECT NO. 2017016  
PROJECT PHASE BID DOCUMENTS  
DRAWN BY MSR CHECKED BY MSR

REFLECTED CEILING PLAN - LEVEL 1 - EXISTING  
EXHIBIT F  
**A131**



**1 LEVEL 1 REFLECTED CEILING PLAN - SPRINKLER SCOPE**  
A131 1/8" = 1'-0"



CROSS SECTION THROUGH EXISTING HEADHOUSE FACING SOUTH (PER RECORD DRAWINGS)



EXTG HEADHOUSE IMAGES: NEW FP EXPOSED.



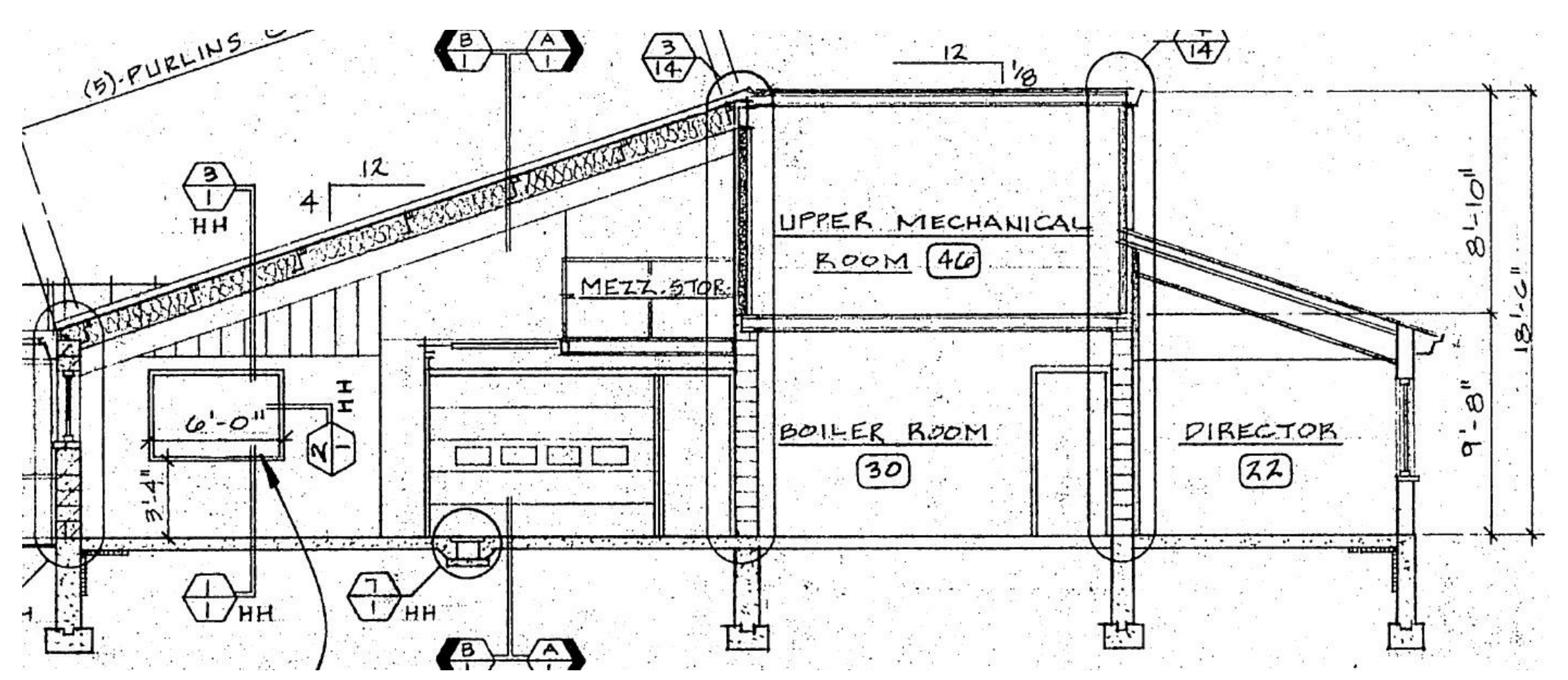
EXTG FURNITURE STORAGE ROOM: EXTG CEILING TO REMAIN.



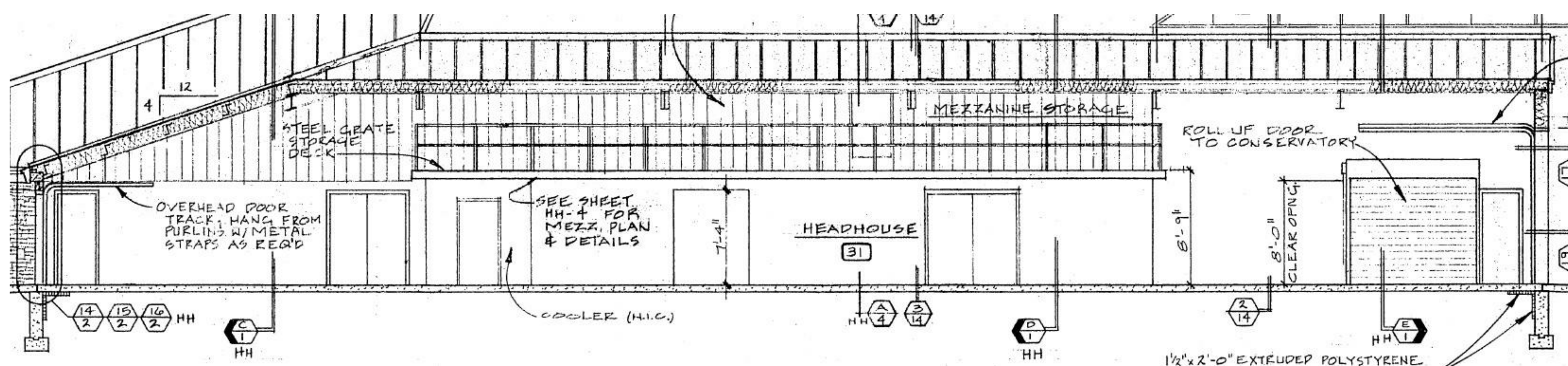
EXTG HEADHOUSE MEZZANINE: NEW FP EXPOSED.



EXTG LINK FROM HEADHOUSE TO STAFF CORRIDOR: NEW FP EXPOSED.



CROSS SECTION THROUGH EXISTING HEADHOUSE FACING NORTH (PER RECORD DRAWINGS)



LONG SECTION THROUGH EXISTING HEADHOUSE FACING EAST (PER RECORD DRAWINGS)



EXTG LOBBY WINDOWS AND DOORS TO GARDEN: EXTG CEILING TILES REPLACED, GRID TO REMAIN.



EXTG LOBBY RAKING WOOD CEILING TO REMAIN.



EXTG LOBBY LINK TO 1990s RESTROOMS: EXTG CEILING TO REMAIN.



EXTG LOBBY CENTER CEILING ZONE: EXTG CEILING TO REMAIN.



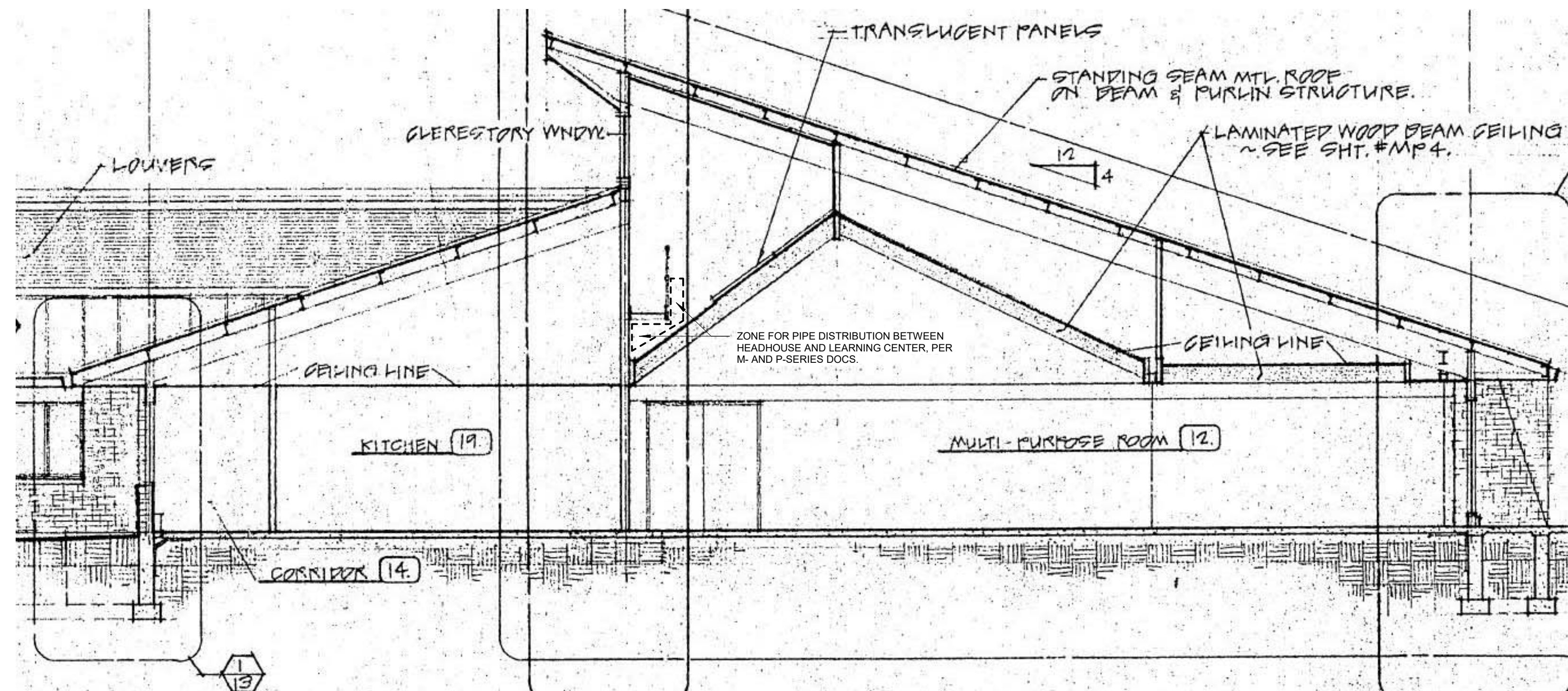
EXTG LOBBY SKYLIGHT: TO REMAIN AS IS.



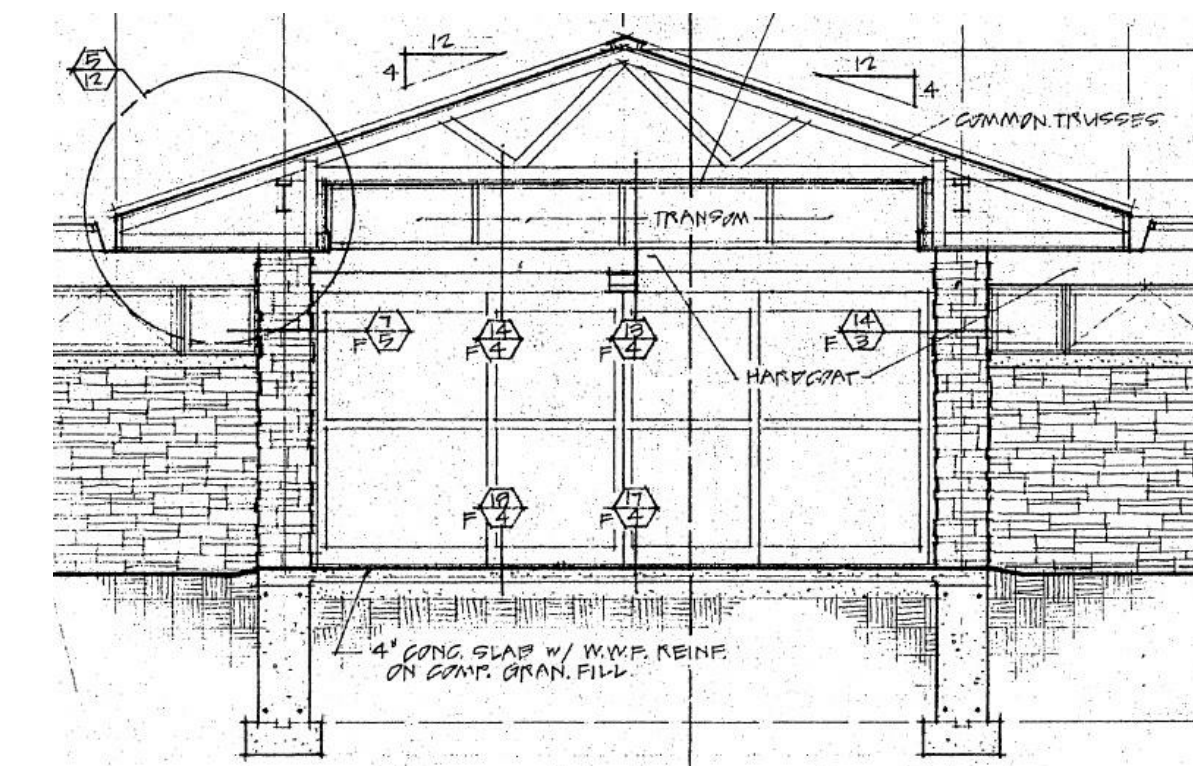
EXTG 1990s RESTROOM BLOCK HALLWAY: CEILING TO REMAIN AS IS.

REFLECTED CEILING PLAN NOTES

- LIGHTING SYMBOLS ON THIS DRAWING INDICATE PRESENCE OF FIXTURE FOR COORDINATION PURPOSE ONLY - SEE E-SERIES DRAWINGS FOR SETTING OUT DIMENSIONS AND DETAILS.
- WHERE NOT NOTED ON THIS DRAWING, REFER TO FINISH PLANS FOR PAINT FINISH AND COLOR.
- THE BUILDING SERVICES AND UTILITIES CONTRACT DRAWINGS ARE SCHEMATIC IN NATURE AND DO NOT SHOW EVERY FITTING AND APPURTENANCE FOR EACH UTILITY. COORDINATION DRAWINGS ARE NOT SHOP DRAWINGS AND SHALL NOT BE SUBMITTED AS SUCH.
- ALL CONTRACTORS/SUBCONTRACTORS ARE EXPECTED TO HAVE INCLUDED IN THEIR BID SUFFICIENT FITTINGS, MATERIAL, AND LABOR TO ALLOW FOR ADJUSTMENTS IN ROUTING OF UTILITIES MADE NECESSARY BY THE COORDINATION PROCESS AND TO PROVIDE A COMPLETE AND FUNCTIONAL SYSTEM. THE CONTRACTORS/SUBCONTRACTORS WILL NOT BE ALLOWED ADDITIONAL COSTS OR TIME EXTENSIONS DUE TO NO PARTICIPATION IN THE COORDINATION PROCESS.
- THE CONTRACTORS SHALL USE THE COORDINATION PROCESS TO IDENTIFY THE PROPER SEQUENCE OF INSTALLATION OF ALL UTILITIES ABOVE CEILINGS AND IN OTHER CONGESTED AREAS, TO ENSURE AN ORDERLY AND COORDINATED END RESULT, AND TO PROVIDE ADEQUATE ACCESS FOR SERVICE AND MAINTENANCE.
- THE A/E RESERVES THE RIGHT TO DETERMINE SPACE PRIORITY OF EQUIPMENT IN THE EVENT OF SPATIAL CONFLICTS OR INTERFERENCE BETWEEN EQUIPMENT, PIPING, CONDUCITS, AND EQUIPMENT PROVIDED BY THE TRADES.
- CHANGES TO THE CONTRACT DOCUMENTS THAT ARE NECESSARY FOR SYSTEMS INSTALLATION AND COORDINATION SHALL BE BROUGHT TO THE ATTENTION OF THE A/E.
- ACCESS PANELS SHALL PREFERABLY OCCUR ONLY IN GYPSUM BOARD WALLS OR PLASTER CEILINGS WHERE INDICATED ON THE DRAWINGS.
  - ACCESS TO MECHANICAL, ELECTRICAL, TECHNOLOGY, AND OTHER ITEMS LOCATED ABOVE THE CEILING SHALL BE THROUGH ACCESSIBLE LAY-IN CEILING TILE AREAS.
  - POTENTIAL LAYOUT CHANGES SHALL BE MADE TO AVOID ADDITIONAL ACCESS PANELS.
  - ADDITIONAL ACCESS PANELS SHALL NOT BE ALLOWED WITHOUT WRITTEN APPROVAL FROM THE A/E AT THE COORDINATION DRAWING STAGE.
  - PROVIDING ADDITIONAL ACCESS PANELS SHALL BE CONSIDERED AFTER OTHER ALTERNATIVES ARE REVIEWED AND DISCARDED BY THE A/E AND THE OWNER'S REPRESENTATIVE.
  - WHEN ADDITIONAL ACCESS PANELS ARE REQUIRED, THEY SHALL BE PROVIDED WITHOUT ADDITIONAL COST TO THE OWNER.
- CONFLICTS THAT RESULT AFTER THE COORDINATION DRAWINGS ARE SIGNED OFF SHALL BE THE RESPONSIBILITY OF THE CONTRACTOR OR SUBCONTRACTOR WHO DID NOT PROPERLY IDENTIFY THEIR WORK REQUIREMENTS, OR INSTALLED THEIR WORK WITHOUT PROPER COORDINATION.
- UPDATED COORDINATION DRAWINGS THAT REFLECT AS-BUILT CONDITIONS MAY BE USED AS RECORD DOCUMENTS.
- REFER TO PROJECT SPECIFICATIONS RELATED TO EACH TRADE FOR MORE DETAILED REQUIREMENTS RELATED TO COORDINATION ACTIVITIES.
- REFER TO M, P, E, FP, AND T-SERIES DOCUMENTS FOR INFORMATION RELATED TO MECHANICAL, PLUMBING, ELECTRICAL, AND LIGHTING, FIRE PROTECTION, AND TECHNOLOGY EQUIPMENT, PATHWAYS AND ROUTINGS, RESPECTIVELY.



CROSS SECTION THROUGH EXISTING COMMONS FACING WEST (PER RECORD DRAWINGS)



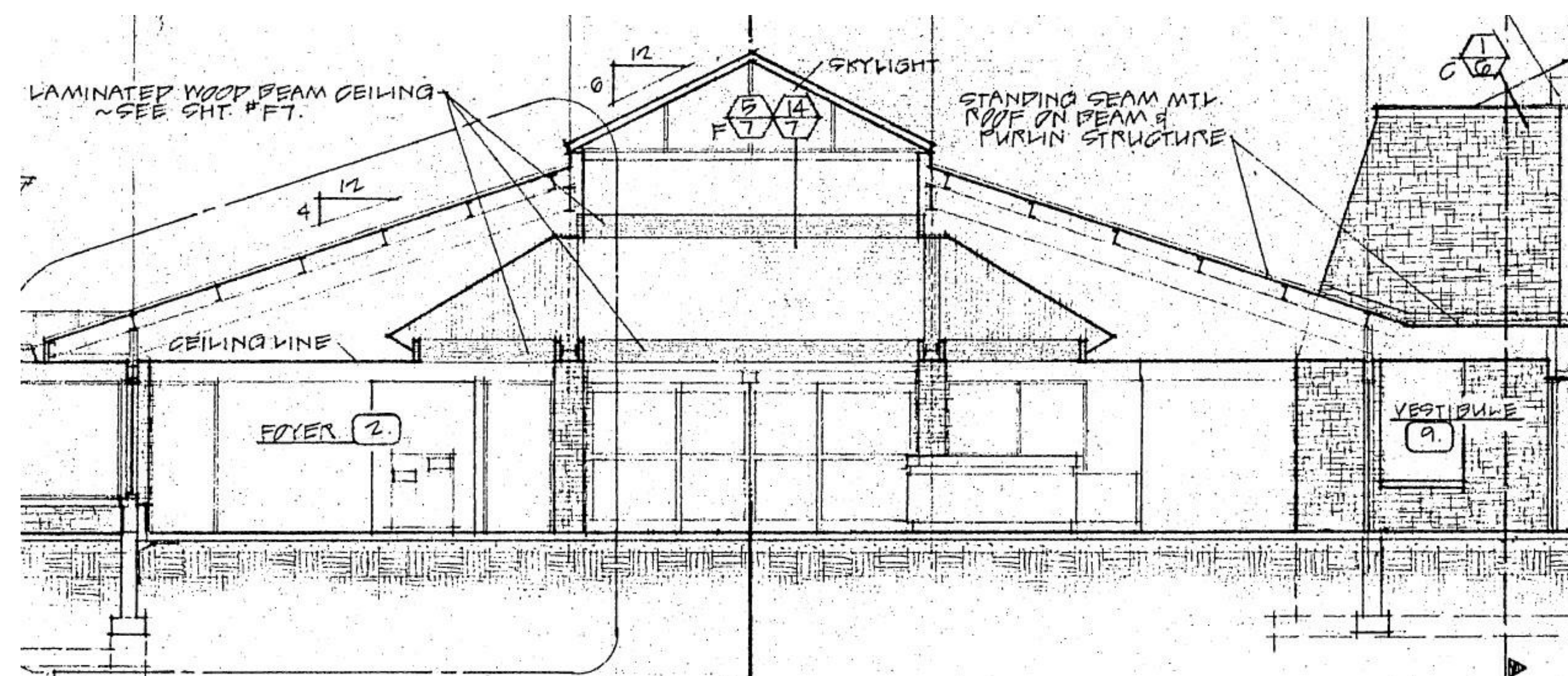
CROSS SECTION THROUGH EXISTING EXT. ENTRY CANOPY (PER RECORD DRAWINGS)



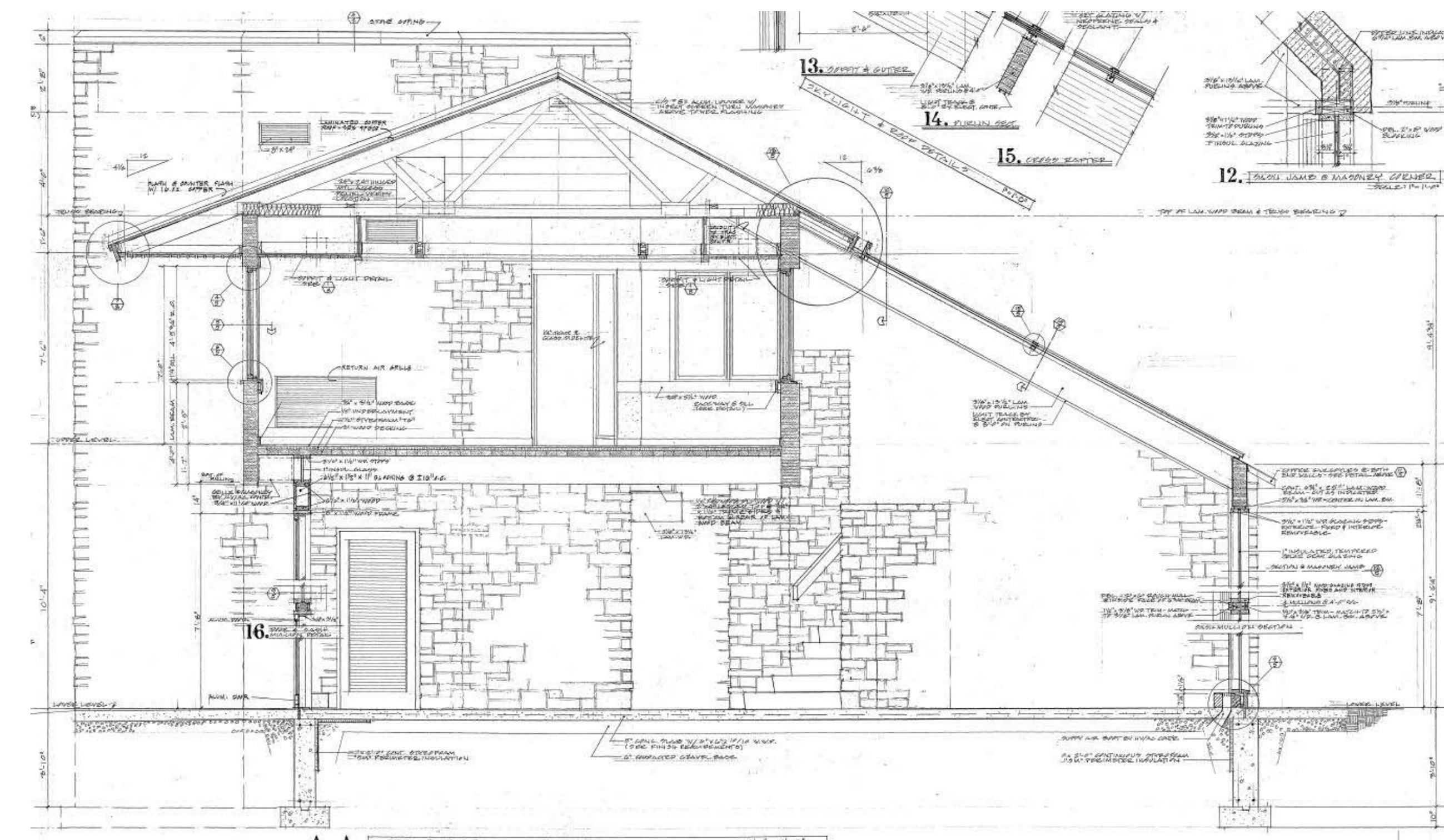
EXTG ENTRY VESTIBULE CEILING: TO REMAIN AS IS.



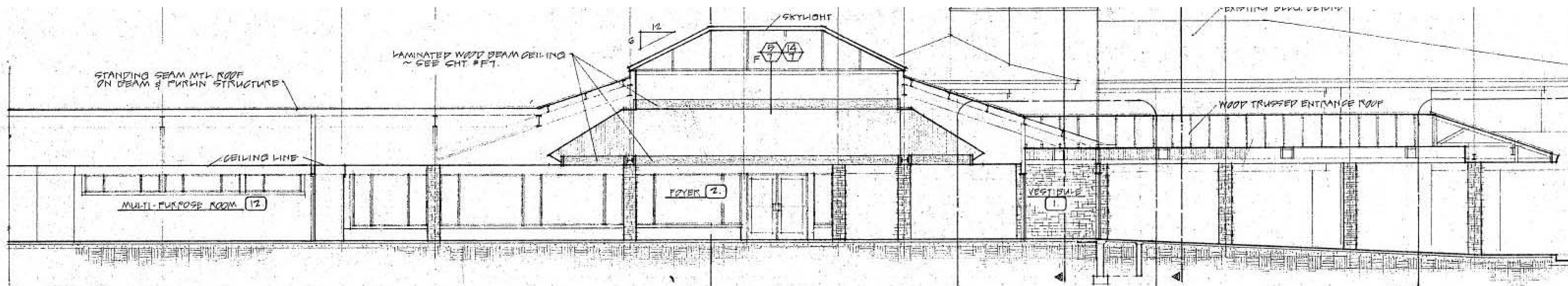
EXTG LOBBY LINK TO CONSERVATORY DOORS: ACT TILES TO BE REPLACED, GRID TO REMAIN. WOOD CEILING TO REMAIN AS IS.



CROSS SECTION THROUGH EXISTING LOBBY FACING NORTH (PER RECORD DRAWINGS)



CROSS SECTION THROUGH EXISTING 1970s BUILDING FACING EAST (PER RECORD DRAWINGS)



LONG SECTION THROUGH EXISTING LOBBY FACING EAST (PER RECORD DRAWINGS)

MSR 710 South 2nd Street, 8th Floor  
Minneapolis, Minnesota 55401-1282

Architecture 612.375.0336 tel  
Interiors and 612.342.2216 fax  
Urban Design www.msrdesign.com

Civil Engineer  
Vierbicher Associates, Inc.

889 Foster Drive, Suite 201  
Madison, WI 53717

608.826.0532 tel

Landscape Architect

Ken Saiki Design, Inc.

303 South Peterson Street, Suite 1  
Madison, WI 53703

608.251.3600 tel

Structural Engineer, Technology and AV

IMEG Corp.

1800 Deming Way, Suite 200  
Madison, WI 53762

608.223.9500 tel

MEP Engineer

MEP Associates, LLC

860 Blue Gentian Road, Suite 175  
Eagan, MN 55121

651.379.9120 tel

Fire Protection Engineer and Code Consultant

Summit Fire Consulting

575 Minnehaha Ave West  
St Paul, MN 55103

651.251.1880 tel

Greenhouse Design


Rough Brothers, Inc.

5513 Vine Street  
Cincinnati, OH 45217

513.242.0310 tel

Olbrich Botanical Gardens  
Expansion Phase 1  
BPW Project #8162  
3330 Atwood Avenue  
Madison, WI 53704

I hereby certify that this plan, specification or report was prepared by me or under my direct supervision and that I am a duly Licensed Architect under the Laws of the State of Wisconsin. ARCHITECT SEAL



Signature: *Jack Poling*  
Print Name: Jack Poling  
Date: JUNE 4, 2018 License No.: A-8984

ISSUE MARK	DATE	DESCRIPTION
	09.29.2017	SCHEMATIC DESIGN SUBMISSION
	12.08.2017	DD PRICING SET
	01.10.2018	DESIGN DEVELOPMENT SUBMISSION
	01.17.2018	LUCC SUBMISSION
	03.30.2018	70% CD PRICING ISSUE
	04.06.2018	PARKING LOT AND SITE PLAN SUBMISSION
	05.04.2018	90% CD SUBMISSION
	06.01.2018	BID ISSUE
	06.04.2018	PERMIT ISSUE

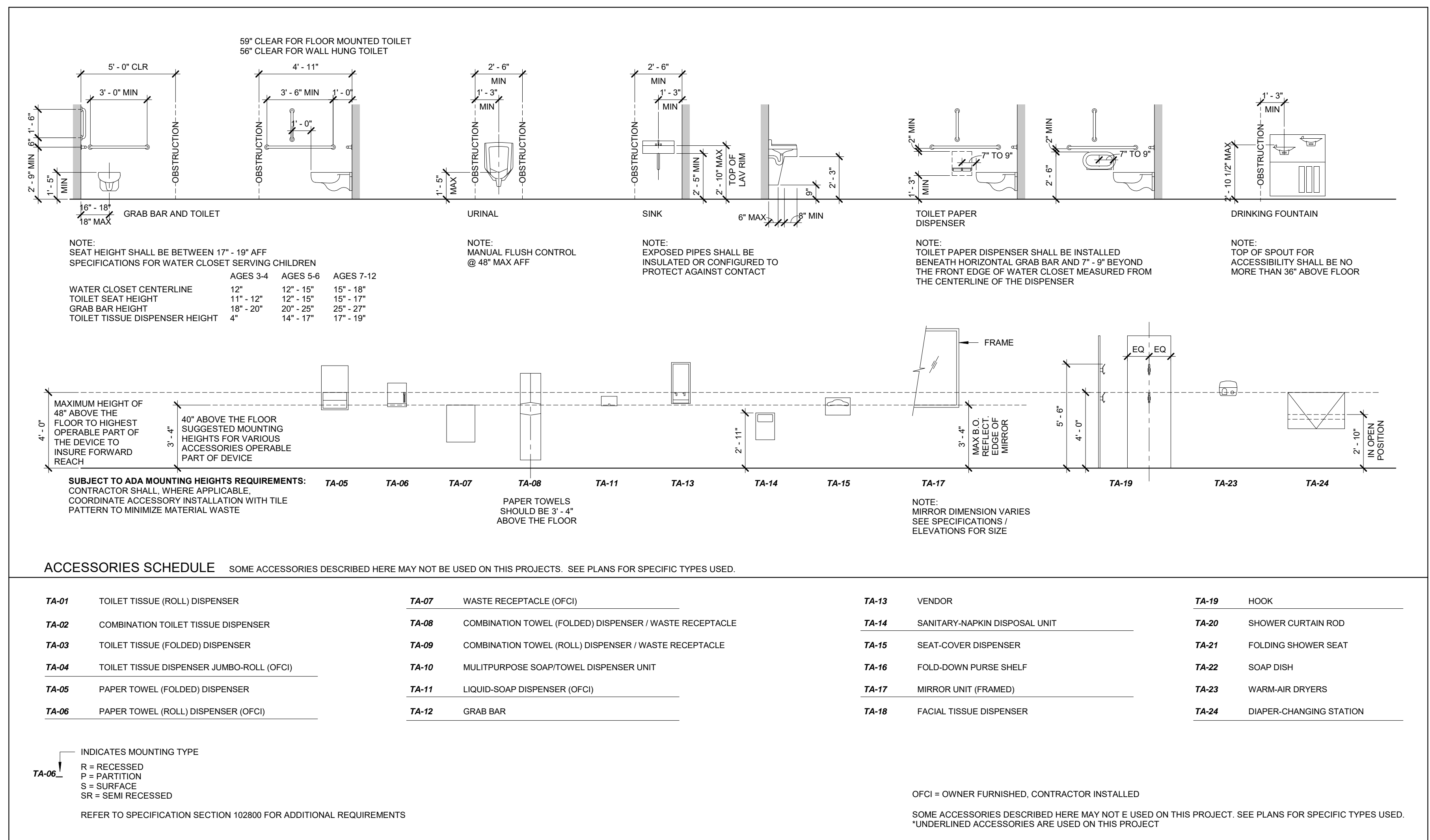
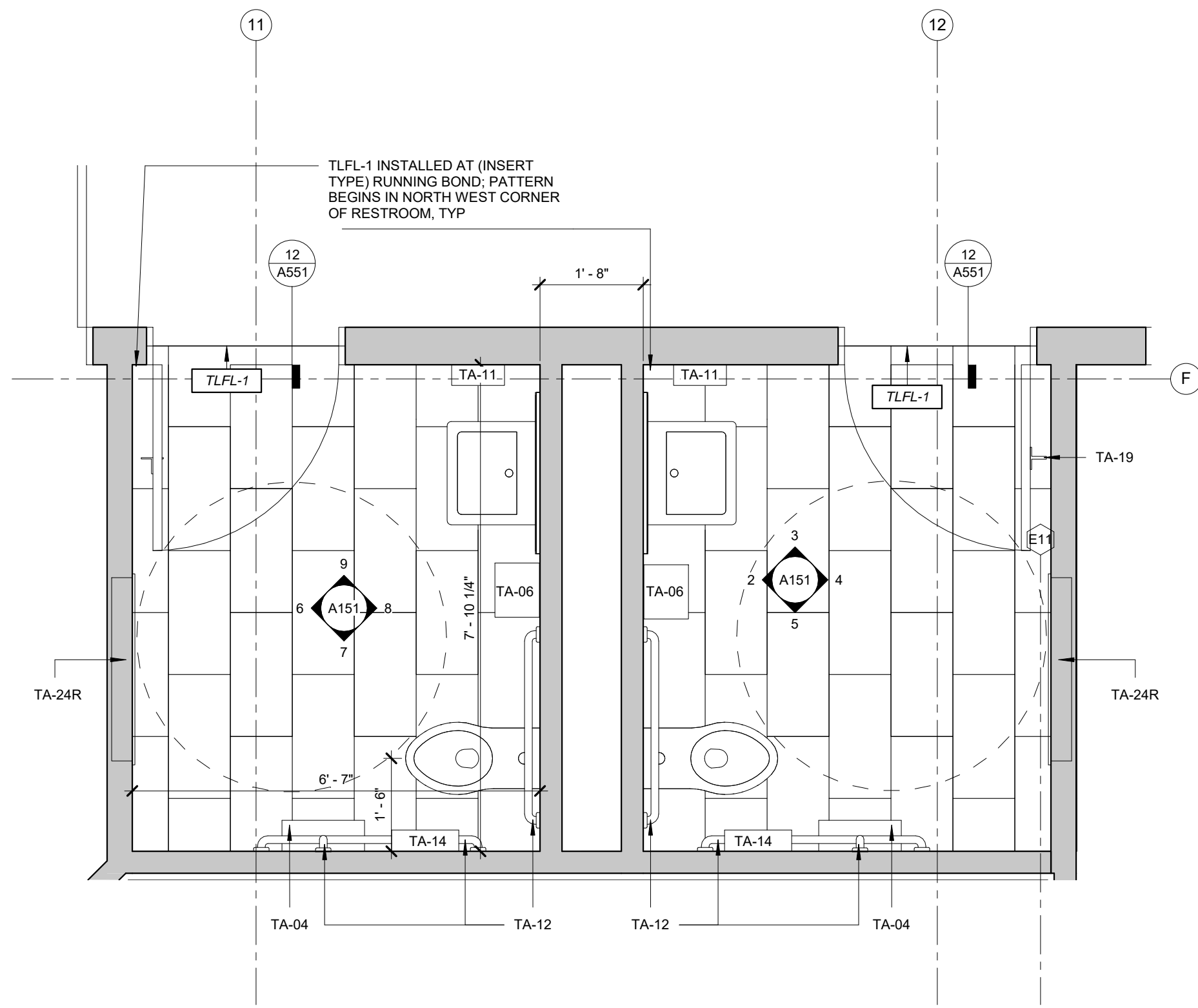
PROJECT NO. 2017016

PROJECT PHASE BID DOCUMENTS

DRAWN BY MSR CHECKED BY MSR

EXISTING BUILDING REFERENCE DRAWINGS

EXHIBIT F  
A132



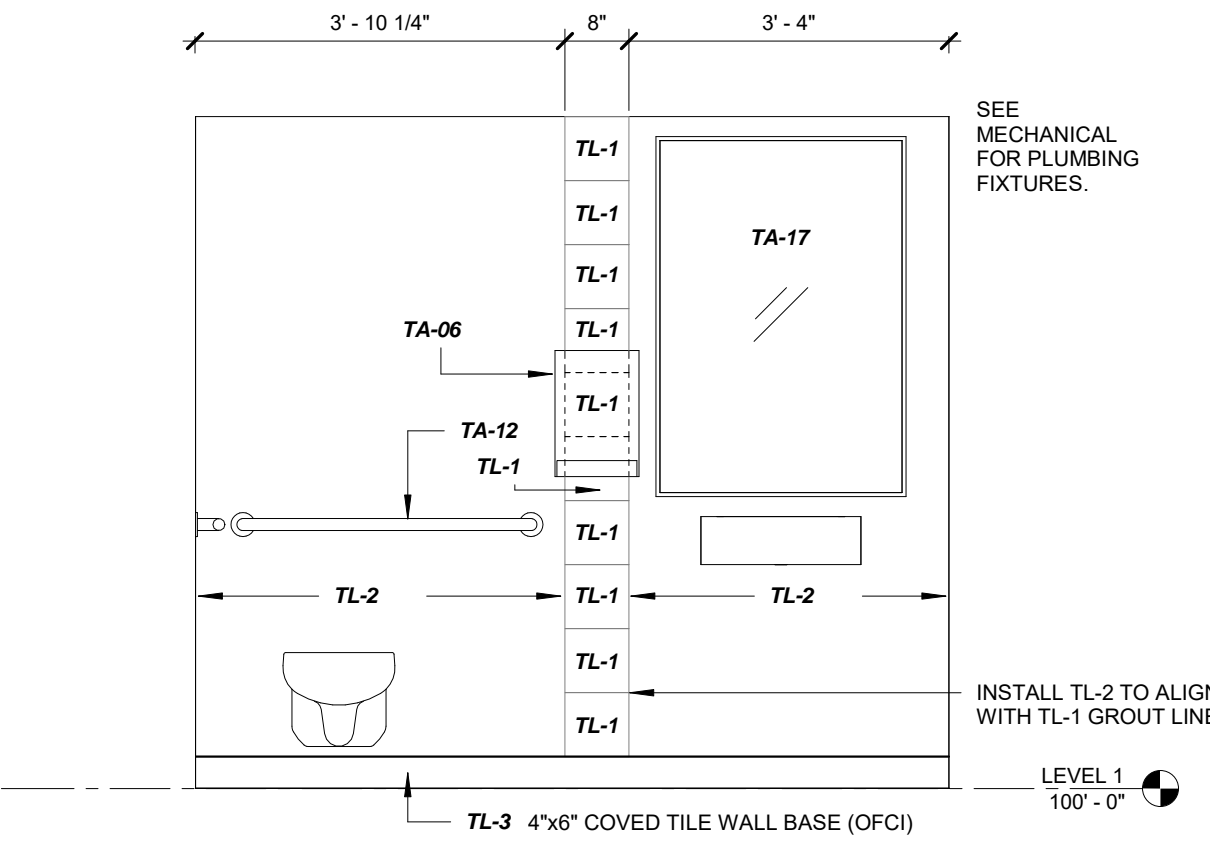
**1 RESTROOMS 104 & 105 LEARNING CENTER**  
A151 1/2" = 1'-0"

**FIXTURE AND ACCESSORY MOUNTING HEIGHTS**  
1/4" = 1'-0"

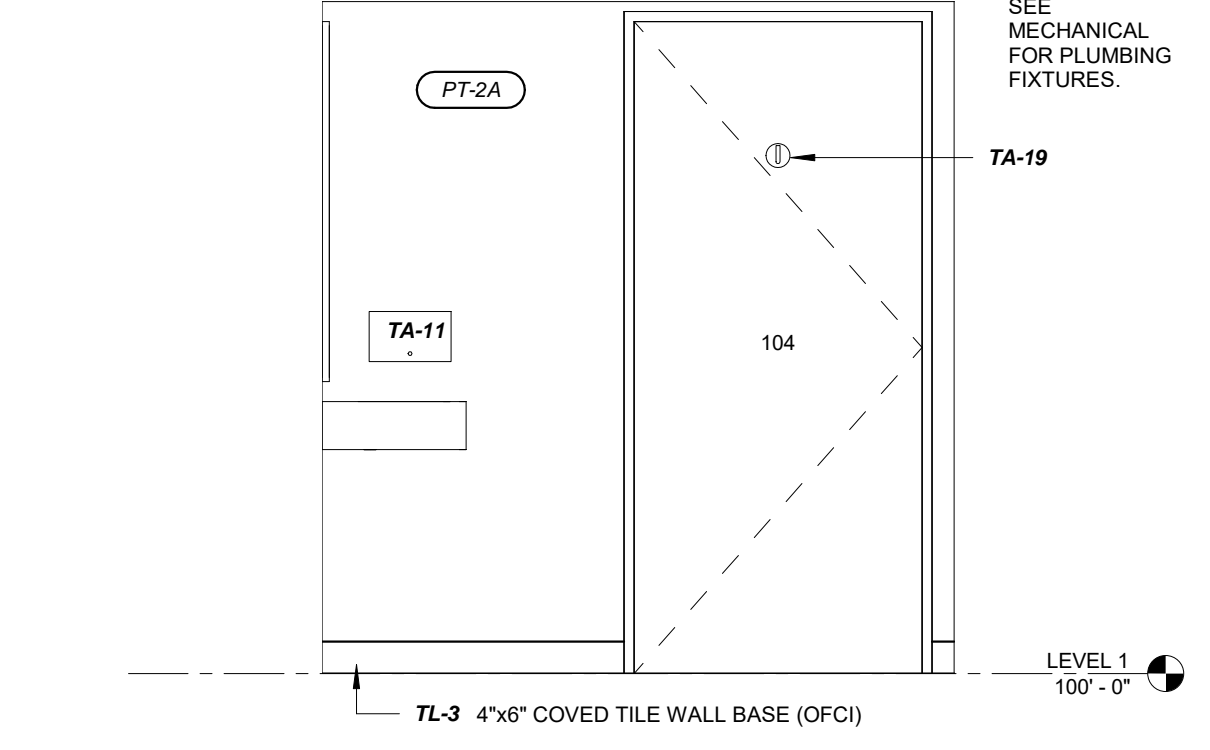
**ACCESSORIES SCHEDULE** SOME ACCESSORIES DESCRIBED HERE MAY NOT BE USED ON THIS PROJECTS. SEE PLANS FOR SPECIFIC TYPES USED.

<b>TA-01</b> TOILET TISSUE (ROLL) DISPENSER	<b>TA-07</b> WASTE RECEPTACLE (OFCI)	<b>TA-13</b> VENDOR	<b>TA-19</b> HOOK
<b>TA-02</b> COMBINATION TOILET TISSUE DISPENSER	<b>TA-08</b> COMBINATION TOWEL (FOLDED) DISPENSER / WASTE RECEPTACLE	<b>TA-14</b> SANITARY-NAPKIN DISPOSAL UNIT	<b>TA-20</b> SHOWER CURTAIN ROD
<b>TA-03</b> TOILET TISSUE (FOLDED) DISPENSER	<b>TA-09</b> COMBINATION TOWEL (ROLL) DISPENSER / WASTE RECEPTACLE	<b>TA-15</b> SEAT-COVER DISPENSER	<b>TA-21</b> FOLDING SHOWER SEAT
<b>TA-04</b> TOILET TISSUE DISPENSER JUMBO-ROLL (OFCI)	<b>TA-10</b> MULTIPURPOSE SOAP/TOWEL DISPENSER UNIT	<b>TA-16</b> FOLD-DOWN PURSE SHELF	<b>TA-22</b> SOAP DISH
<b>TA-05</b> PAPER TOWEL (FOLDED) DISPENSER	<b>TA-11</b> LIQUID-SOAP DISPENSER (OFCI)	<b>TA-17</b> MIRROR UNIT (FRAMED)	<b>TA-23</b> WARM-AIR DRYERS
<b>TA-06</b> PAPER TOWEL (ROLL) DISPENSER (OFCI)	<b>TA-12</b> GRAB BAR	<b>TA-18</b> FACIAL TISSUE DISPENSER	<b>TA-24</b> DIAPER-CHANGING STATION

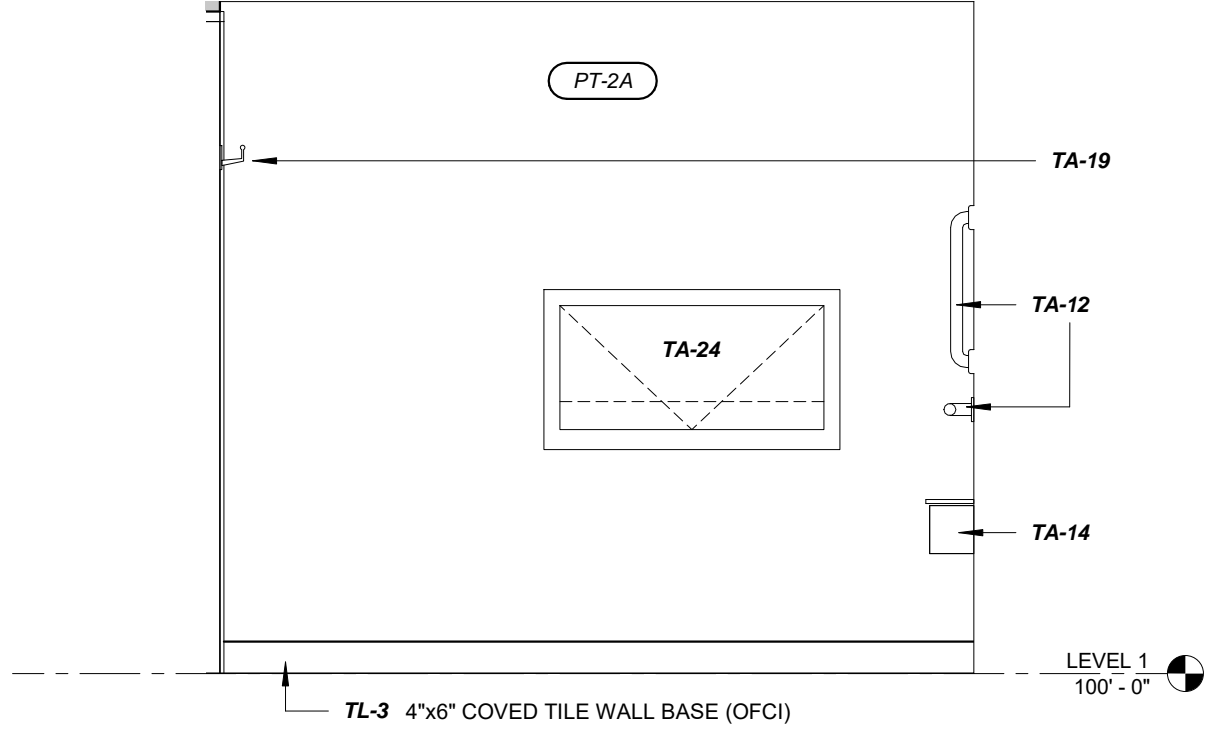
INDICATES MOUNTING TYPE  
 R = RECESSED  
 P = PARTITION  
 S = SURFACE  
 SR = SEMI RECESSED  
 REFER TO SPECIFICATION SECTION 102800 FOR ADDITIONAL REQUIREMENTS



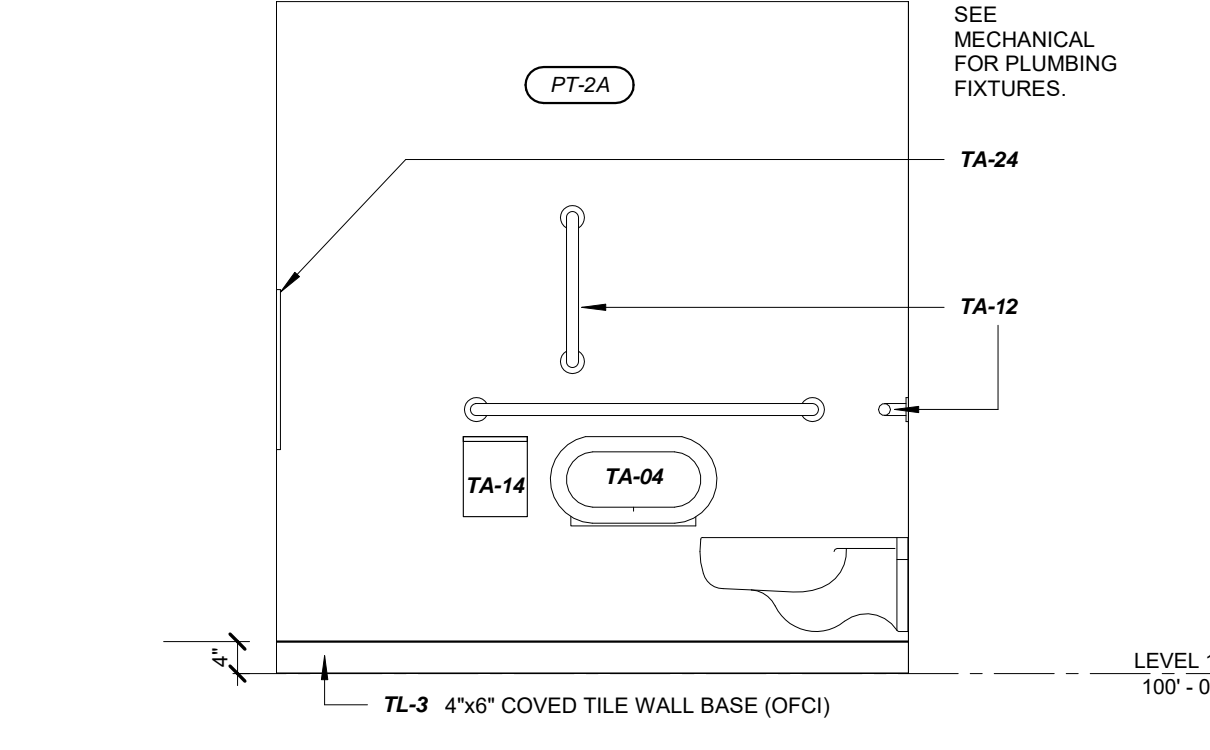
**2 RESTROOM 104 NORTH ELEVATION**  
A151 1/2" = 1'-0"



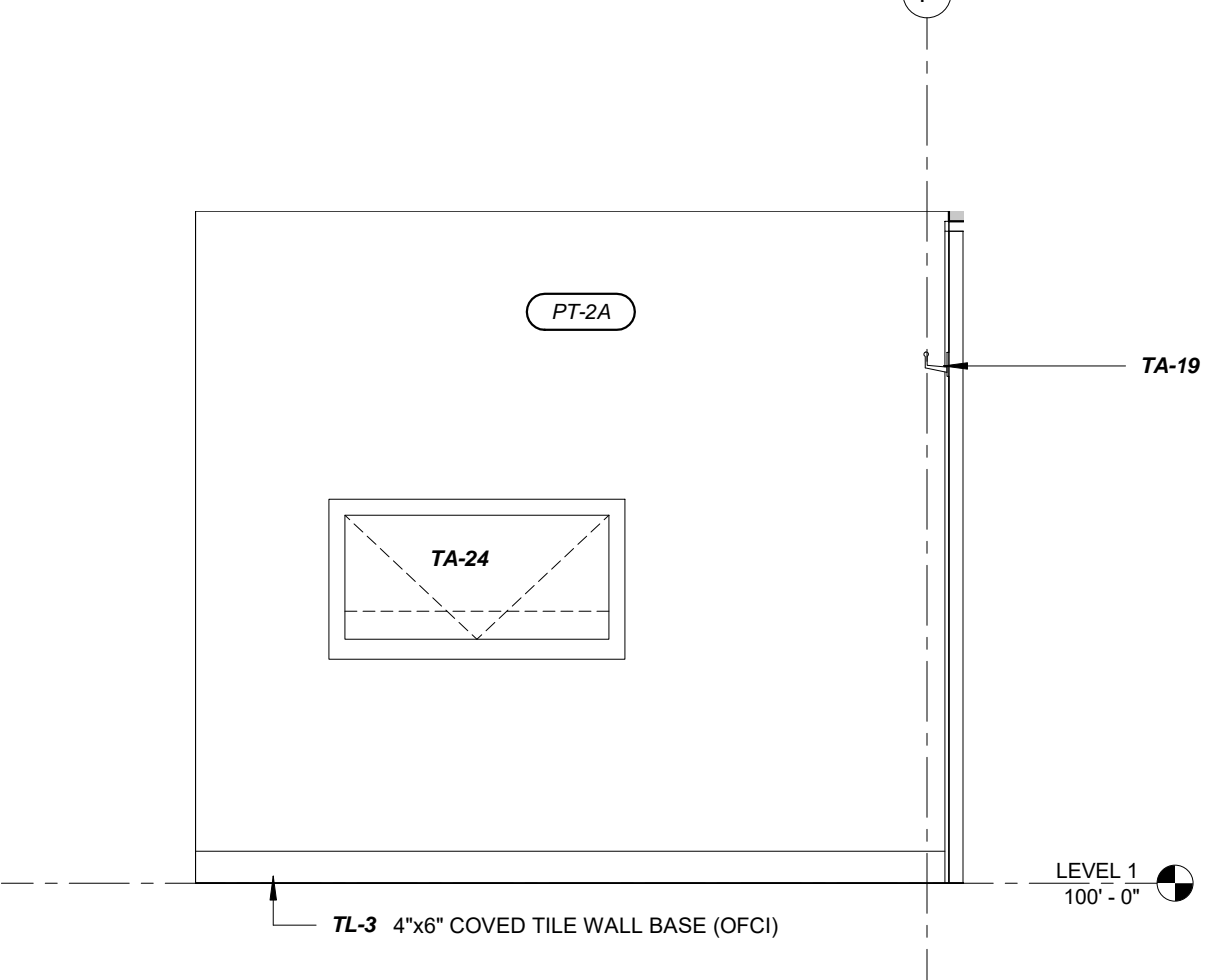
**3 RESTROOM 104 EAST ELEVATION**  
A151 1/2" = 1'-0"



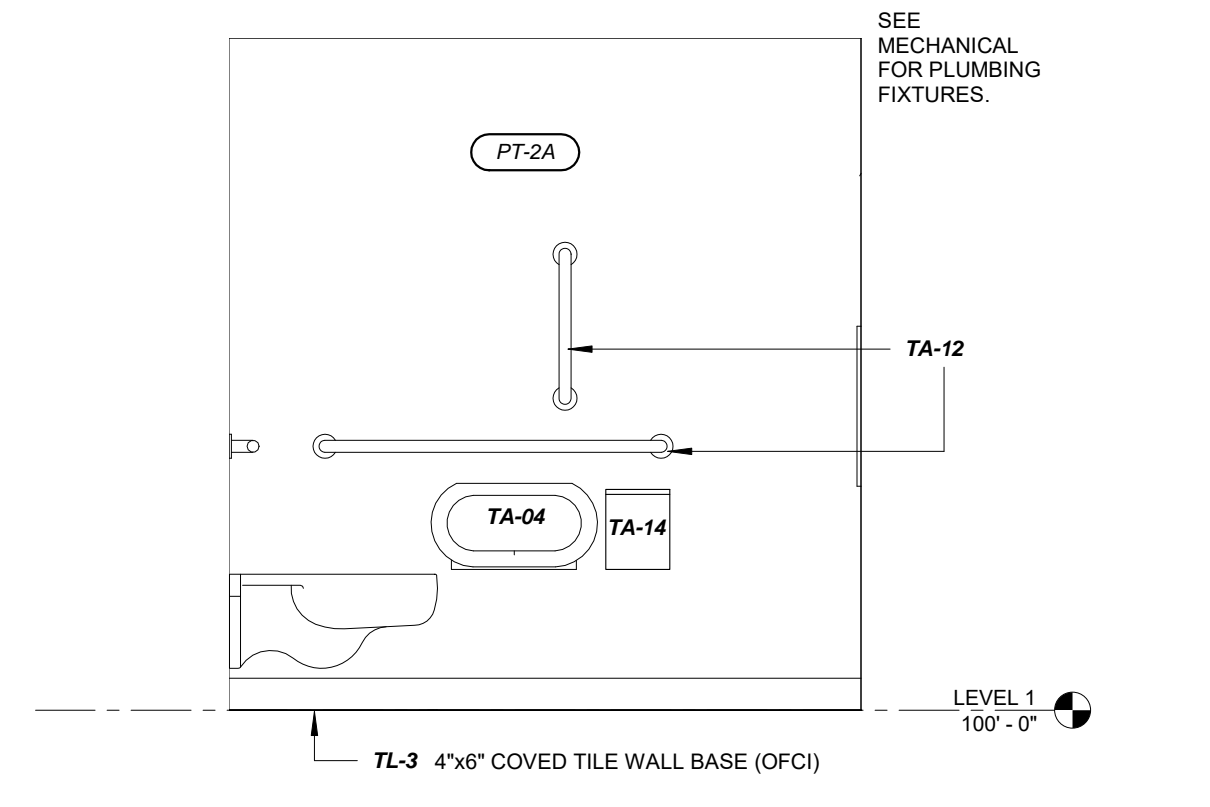
**4 RESTROOM 104 SOUTH ELEVATION**  
A151 1/2" = 1'-0"



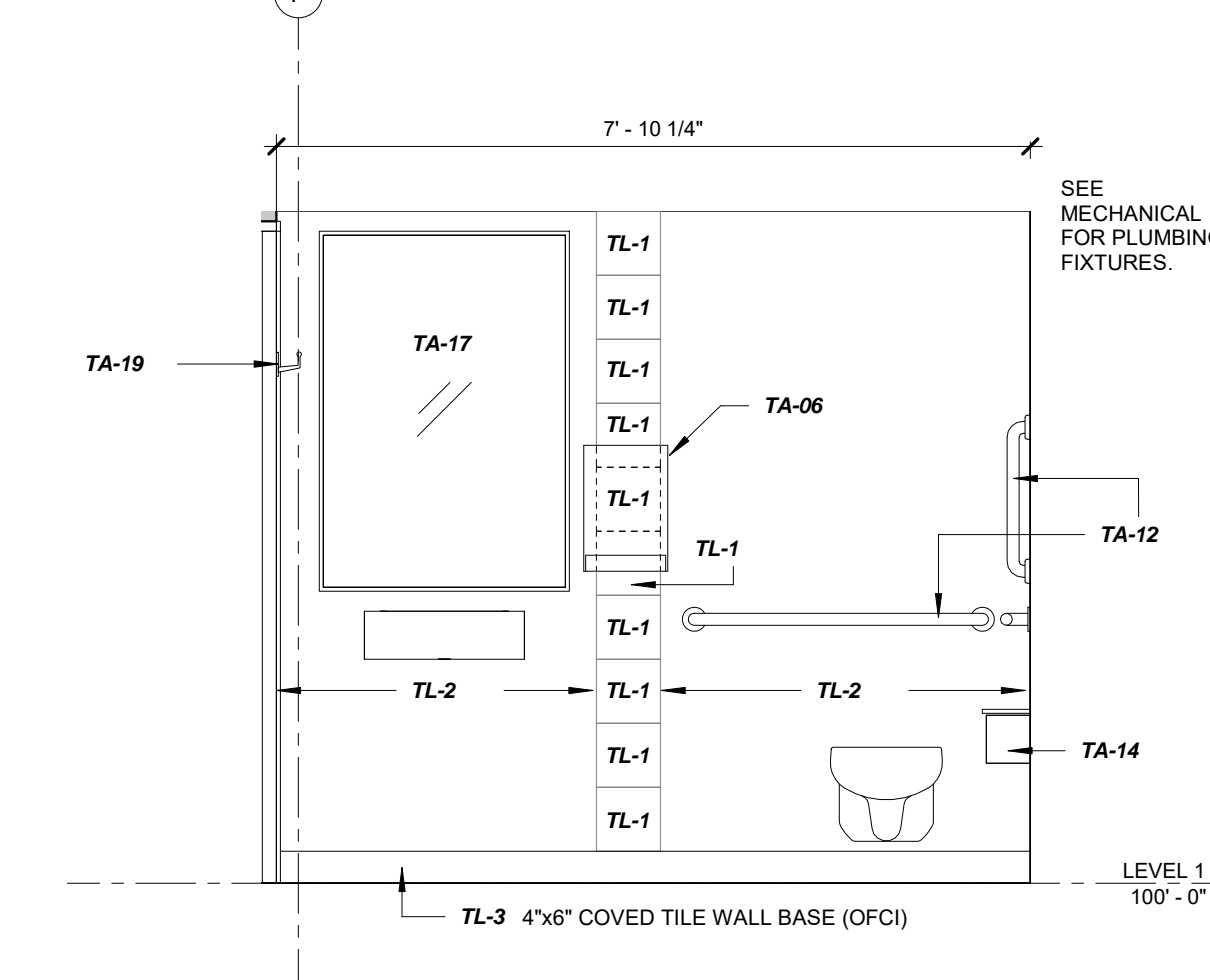
**5 RESTROOM 104 WEST ELEVATION**  
A151 1/2" = 1'-0"



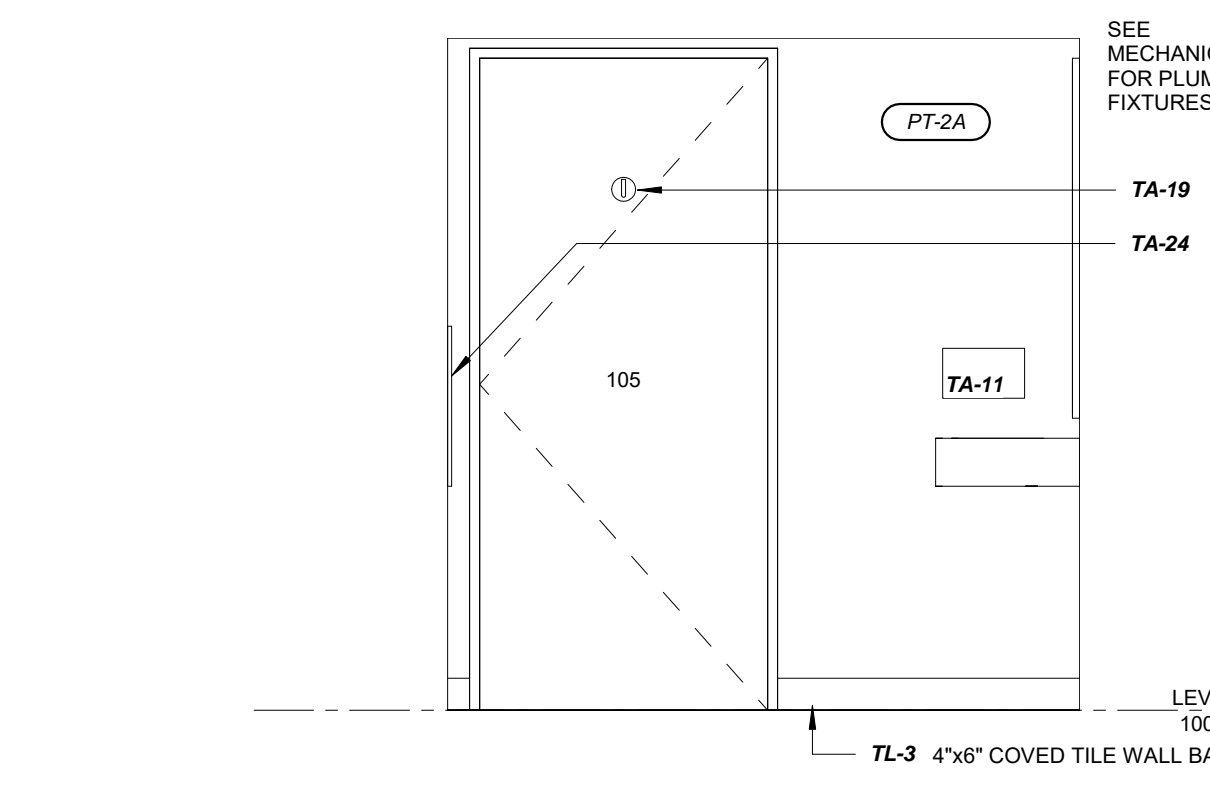
**6 RESTROOM 105 NORTH ELEVATION**  
A151 1/2" = 1'-0"



**7 RESTROOM 105 EAST ELEVATION**  
A151 1/2" = 1'-0"




**8 RESTROOM 105 SOUTH ELEVATION**  
A151 1/2" = 1'-0"



**9 RESTROOM 105 WEST ELEVATION**  
A151 1/2" = 1'-0"

**Olbrich Botanical Gardens**  
**Expansion Phase 1**  
BPW Project #8162  
3330 Atwood Avenue  
Madison, WI 53704

I hereby certify that this plan, specification or report was prepared by me or under my direct supervision and that I am a duly Licensed Architect under the Laws of the State of Wisconsin, ARCHITECT SEAL

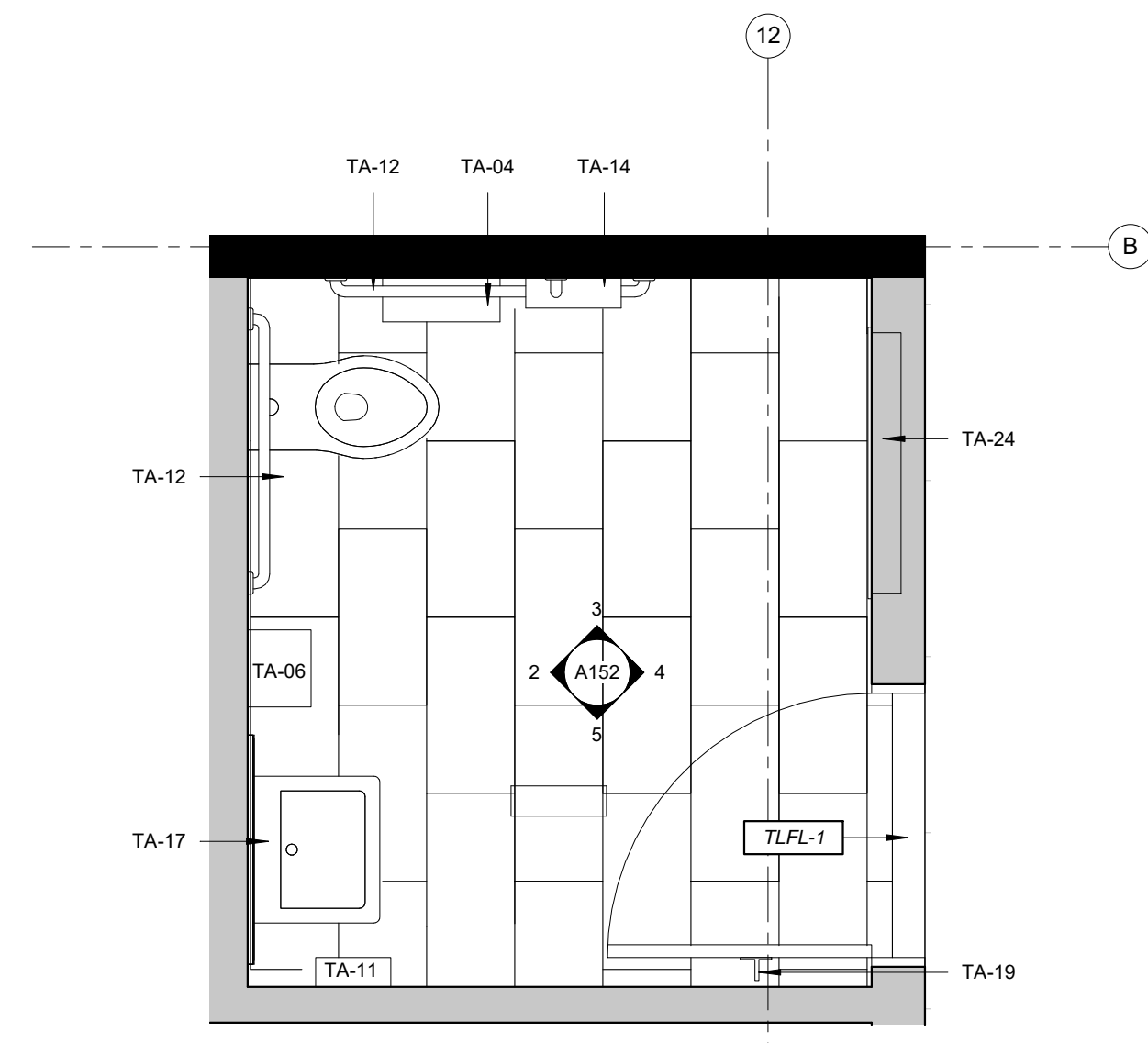


Signature: *Jack Poling*  
Print Name: Jack Poling  
Date: JUNE 4, 2018 License No.: A-8984

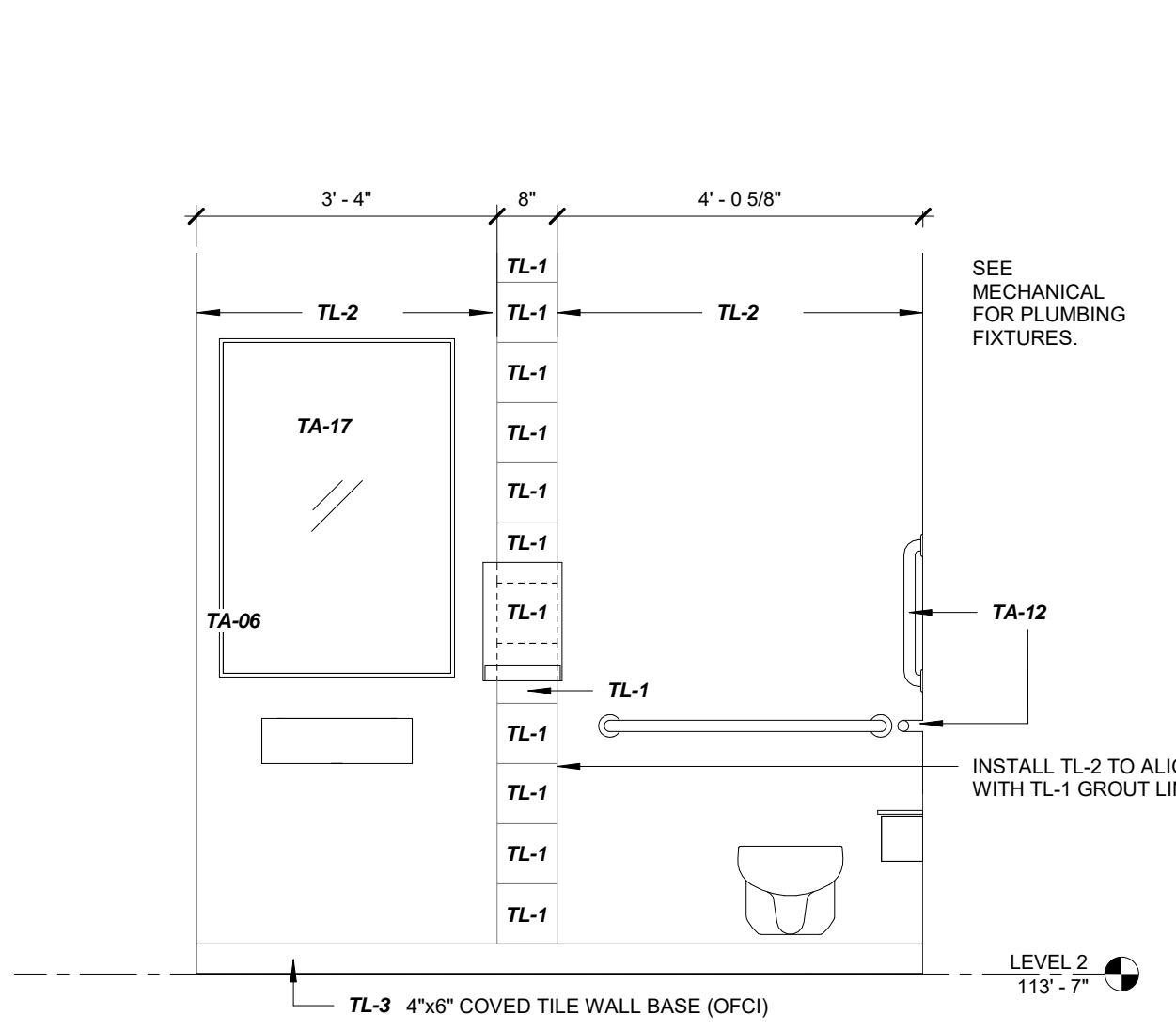
ISSUE	DATE	DESCRIPTION
	09.29.2017	SCHEMATIC DESIGN SUBMISSION
	12.06.2017	DD PRICING SET
	01.10.2018	DESIGN DEVELOPMENT SUBMISSION
	01.17.2018	IUDC SUBMISSION
	03.30.2018	70% CD PRICING ISSUE
	04.26.2018	PARKING LOT AND SITE PLAN SUBMISSION
	05.04.2018	90% CD SUBMISSION
	06.01.2018	BID ISSUE
	06.04.2018	PERMIT ISSUE

PROJECT NO. 2017016  
PROJECT PHASE BID DOCUMENTS  
DRAWN BY MSR CHECKED BY MSR

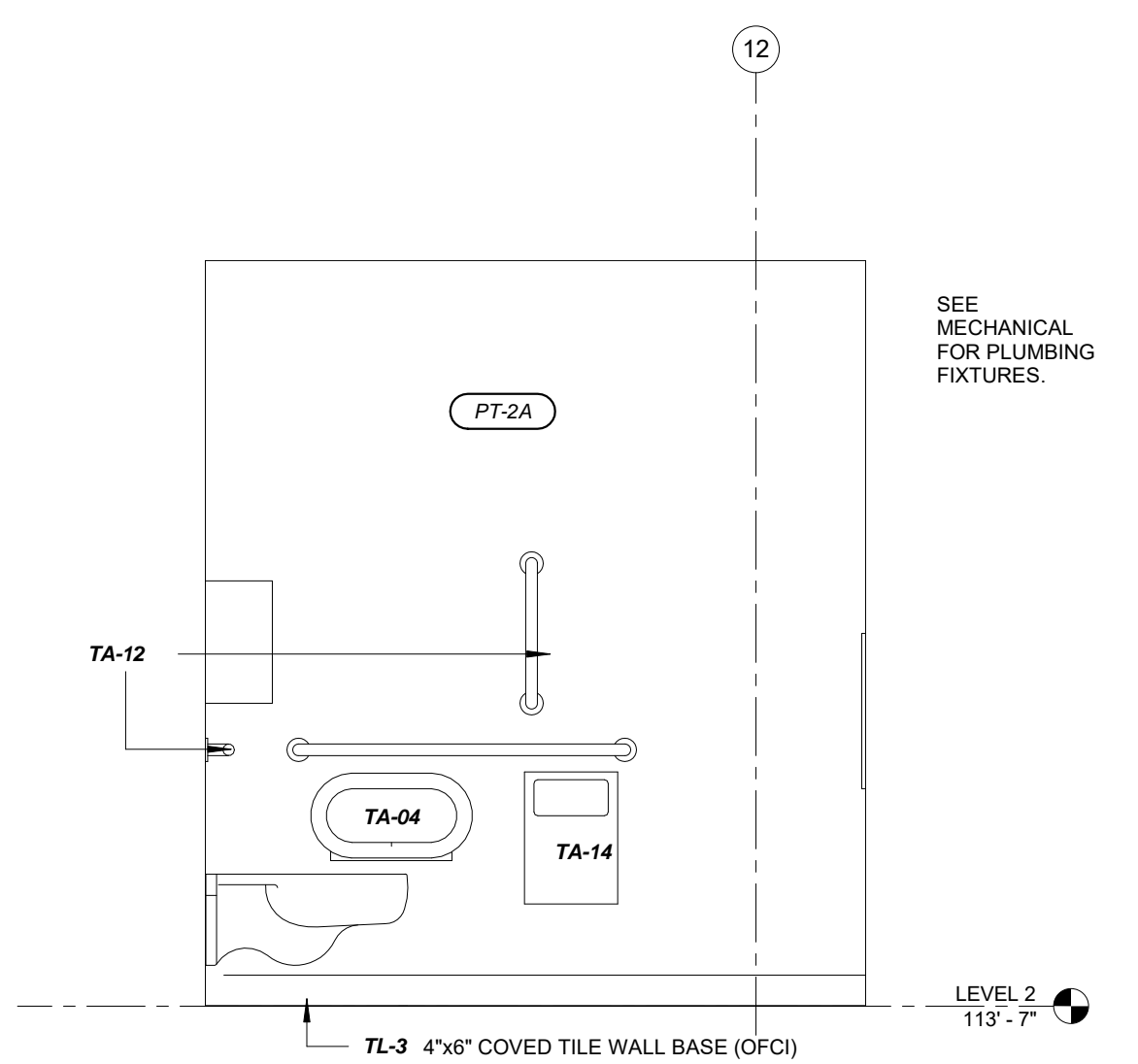
**TOILET ROOM PLANS AND ELEVATIONS**  
**EXHIBIT F**  
**A151**



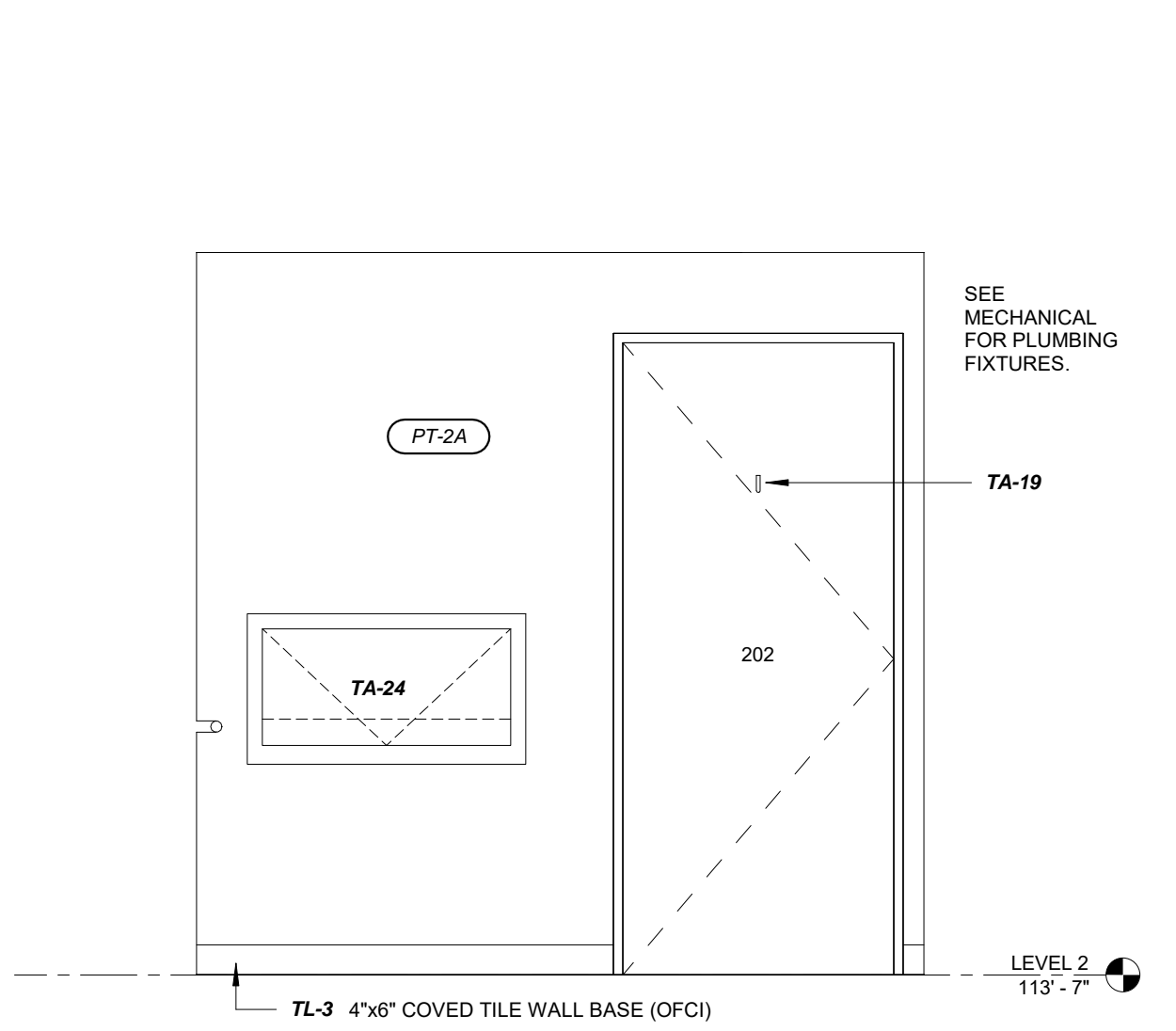
**6 RESTROOM 202 ENLARGED FLOOR PLAN**  
A152 1/2" = 1'-0"



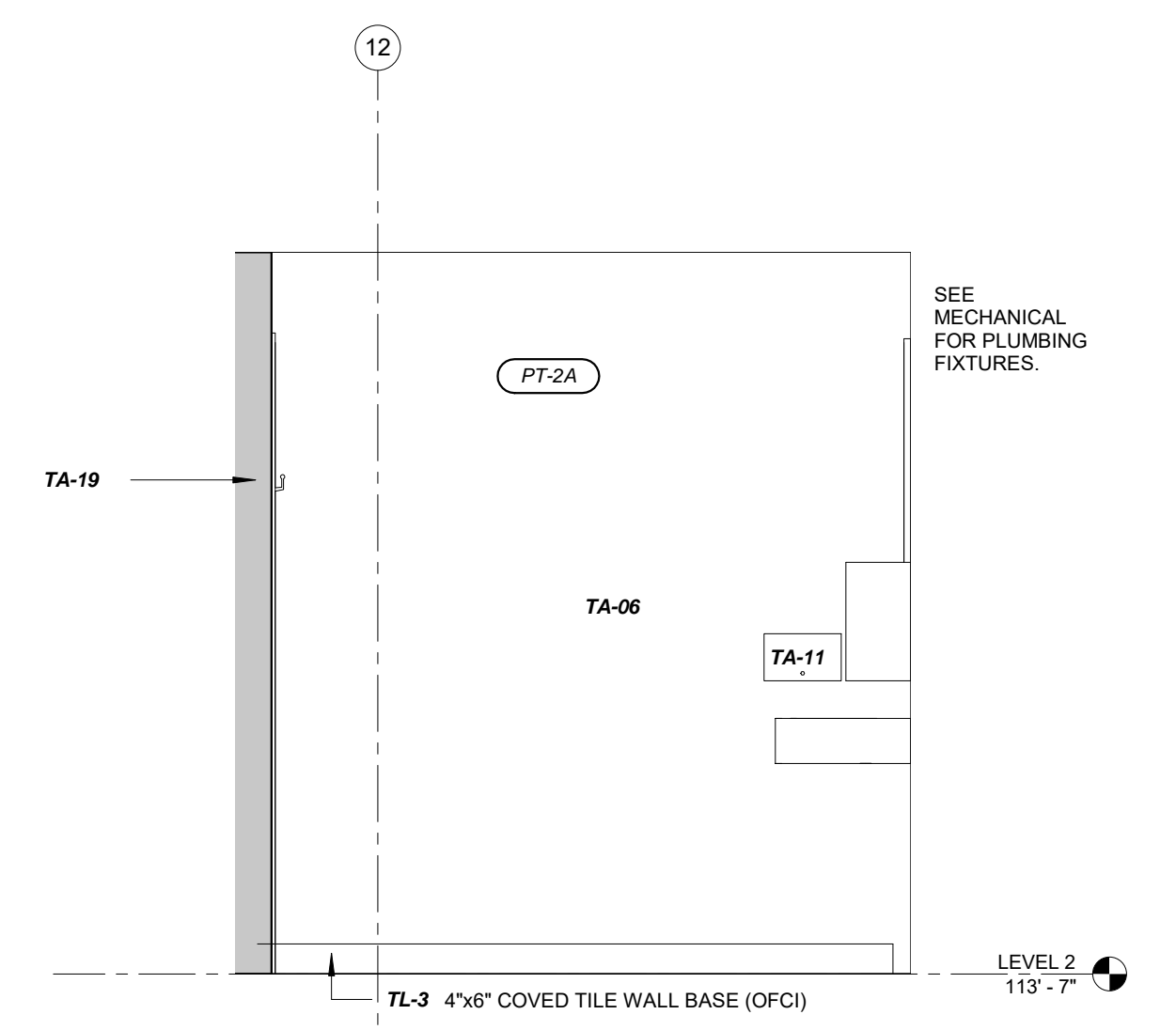
**2 RESTROOM 202 NORTH ELEVATION**  
A152 1/2" = 1'-0"



**3 RESTROOM 202 EAST ELEVATION**  
A152 1/2" = 1'-0"



**4 RESTROOM 202 SOUTH ELEVATION**  
A152 1/2" = 1'-0"



**5 RESTROOM 202 WEST ELEVATION**  
A152 1/2" = 1'-0"

**MSR** 710 South 2nd Street, 8th Floor  
Minneapolis, Minnesota 55401-2282  
Architecture 612.375.0336 tel  
Interiors and 612.342.2216 fax  
Urban Design www.msrdesign.com

Civil Engineer  
**Vierbicher Associates, Inc.**  
889 Foster Drive, Suite 201  
Madison, WI 53717  
608.826.0532 tel

Landscape Architect  
**Ken Saiki Design, Inc.**  
303 South Paterson Street, Suite 1  
Madison, WI 53703  
608.251.3600 tel

Structural Engineer, Technology and AV  
**IMEG Corp.**  
1800 Deming Way, Suite 200  
Madison, WI 53762  
608.223.9500 tel


MEP Engineer  
**MEP Associates, LLC**  
850 Blue Gentian Road, Suite 175  
Eagan, MN 55121  
651.379.9120 tel

Fire Protection Engineer and Code Consultant  
**Summit Fire Consulting**  
575 Minnehaha Ave West  
St. Paul, MN 55103  
651.251.1880 tel

Greenhouse Design  
**Rough Brothers, Inc.**  
5513 Vine Street  
Cincinnati, OH 45217  
513.242.0310 tel

**Olbrich Botanical Gardens**  
**Expansion Phase 1**  
BPW Project #8162  
3330 Atwood Avenue  
Madison, WI 53704

I hereby certify that this plan, specification or report was prepared by me or under my direct supervision and that I am a duly Licensed Architect under the Laws of the State of Wisconsin.  
ARCHITECT SEAL

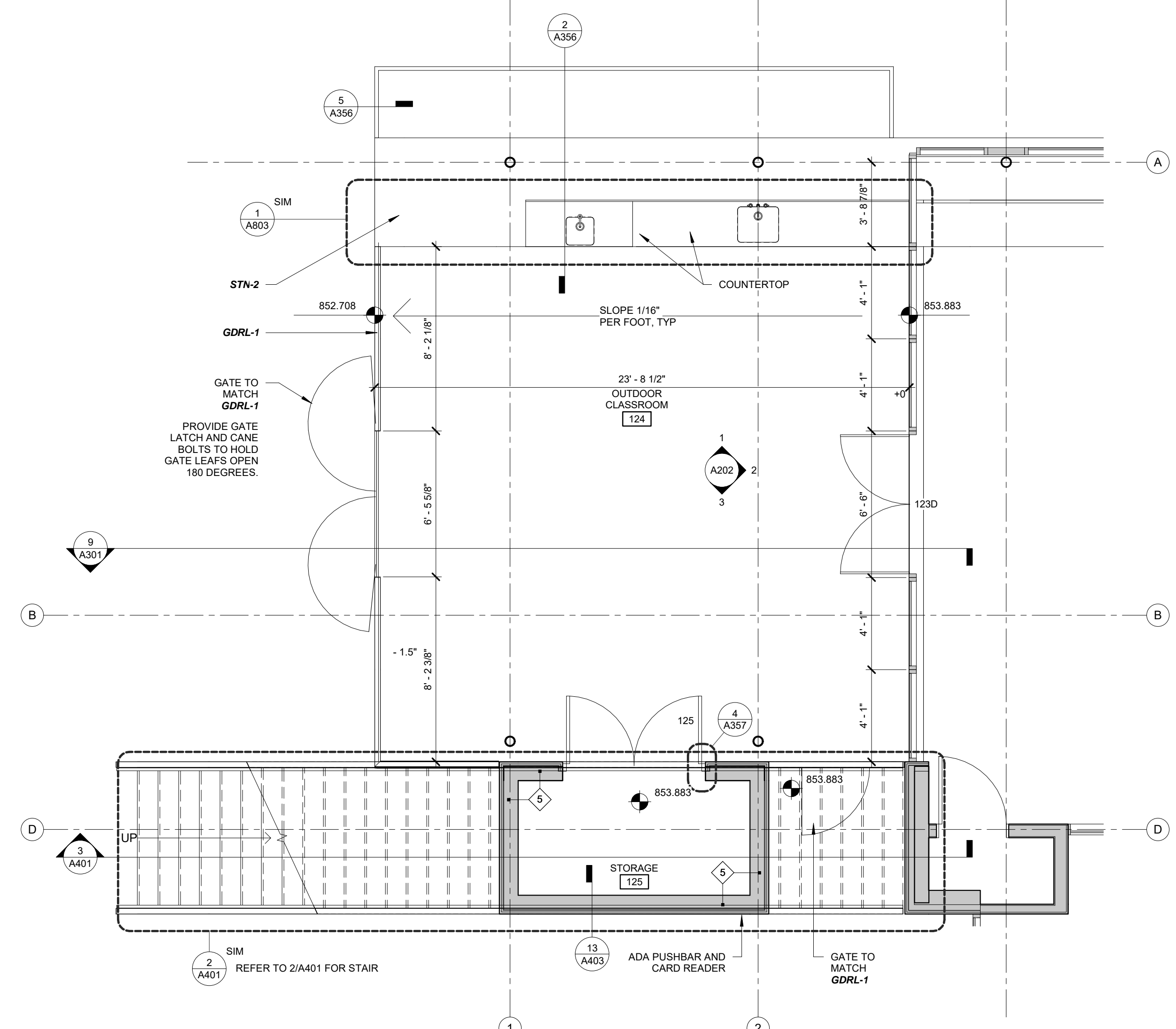


Signature: *[Signature]*  
Print Name: Jack Poling  
Date: JUNE 4, 2018 License No.: A-8984

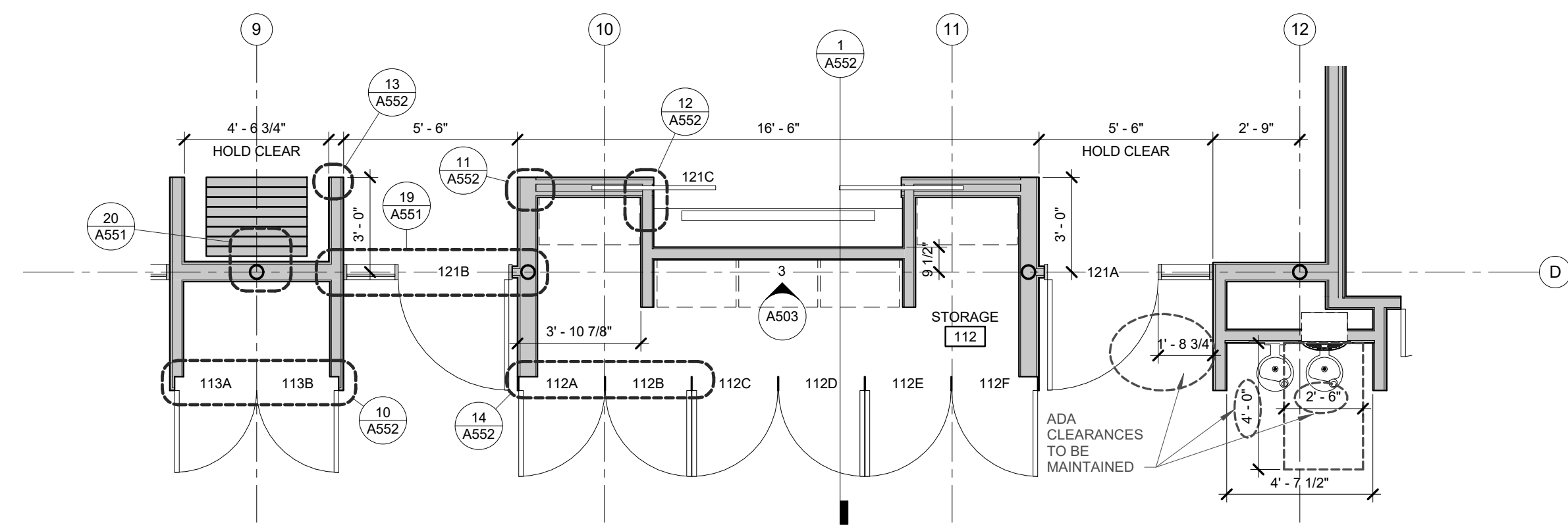
ISSUE	DATE	DESCRIPTION
	09.29.2017	SCHEMATIC DESIGN SUBMISSION
	12.06.2017	DD PRICING SET
	01.10.2018	DESIGN DEVELOPMENT SUBMISSION
	01.17.2018	IUDC SUBMISSION
	03.30.2018	70% CD PRICING ISSUE
	04.06.2018	PARKING LOT AND SITE PLAN SUBMISSION
	05.04.2018	90% CD SUBMISSION
	06.01.2018	BID ISSUE
	06.04.2018	PERMIT ISSUE

PROJECT NO. 2017016  
PROJECT PHASE BID DOCUMENTS  
DRAWN BY MSR CHECKED BY MSR

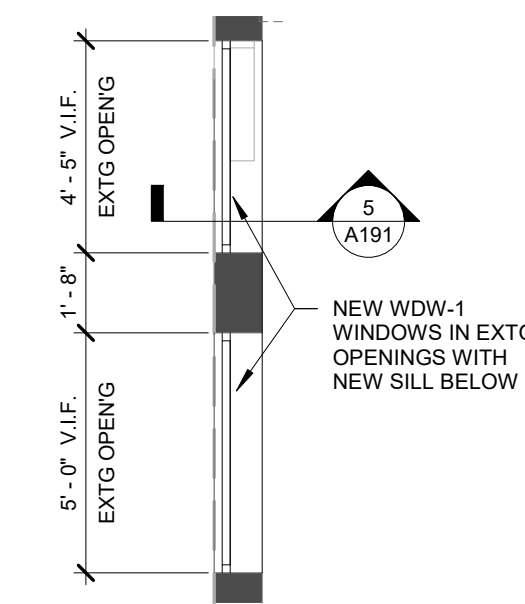
**TOILET ROOM PLANS AND ELEVATIONS**  
**EXHIBIT F**  
**A152**



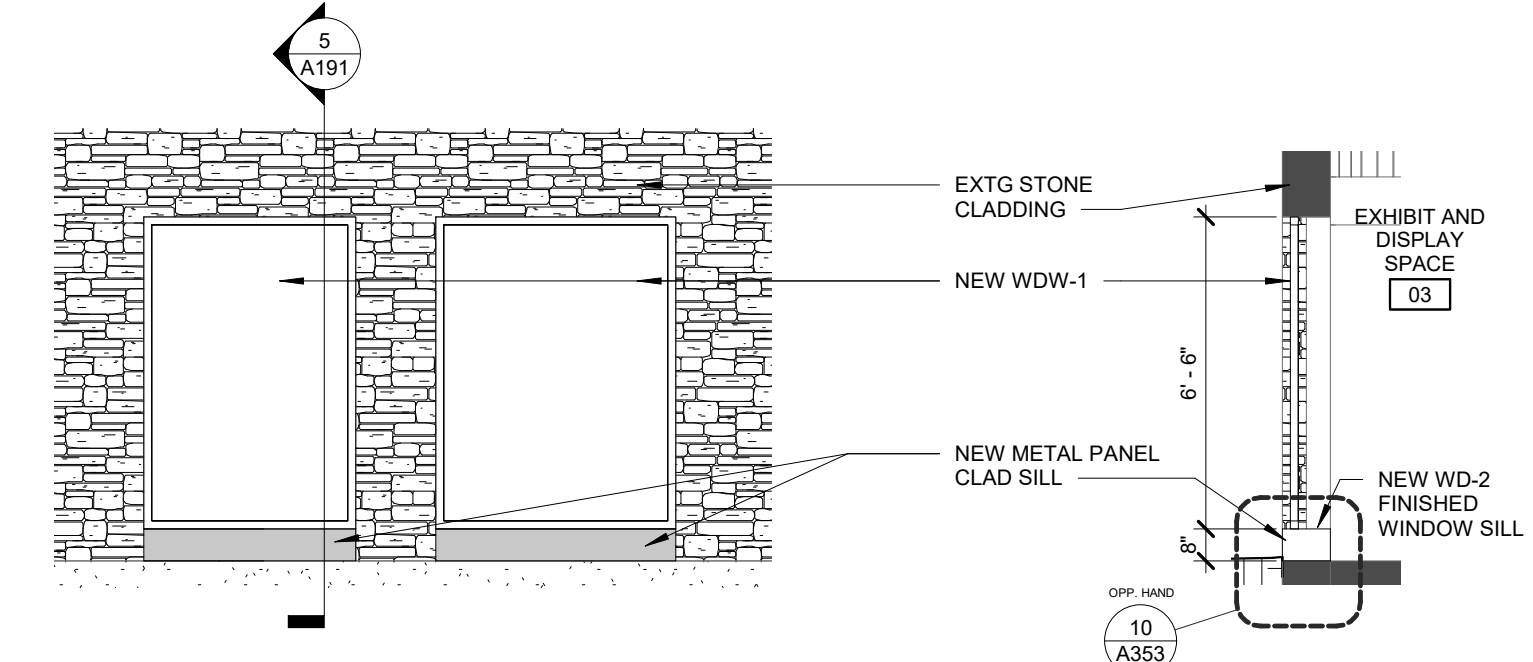
**1 OUTDOOR CLASSROOM**  
A191 1/4" = 1'-0"



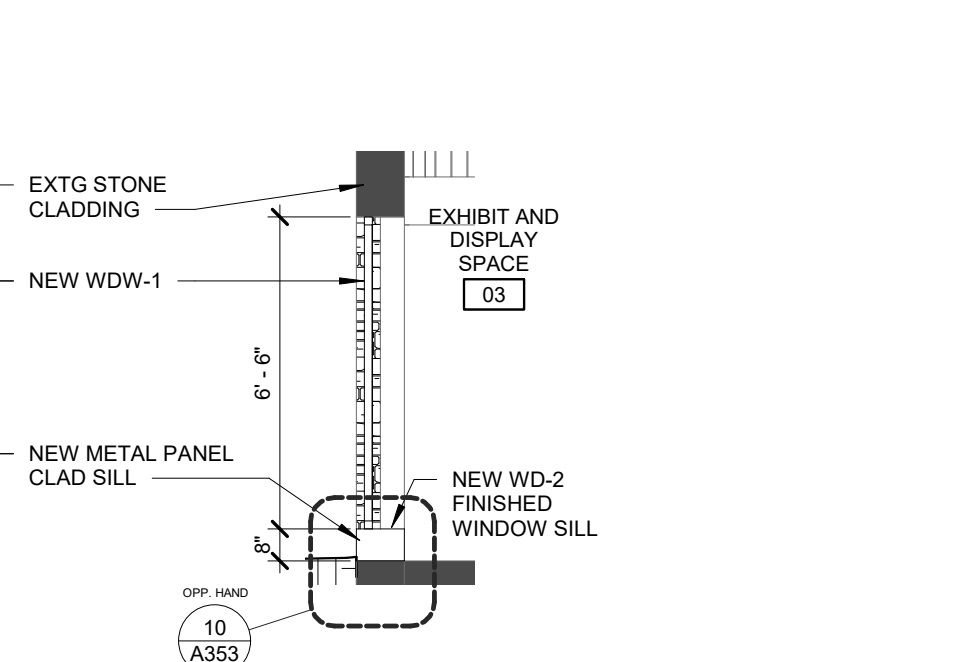
**2 LEVEL 1 - ENLARGED PLAN AT TYP. HALLWAY STORAGE**  
A191 1/4" = 1'-0"



**3 ENLARGED PLAN AT NEW 1970s BDG WINDOWS**  
A191 1/4" = 1'-0"



**4 ELEV OF NEW WINDOWS AT 1970s BDG**  
A191 1/4" = 1'-0"



**5 WALL SECT AT NEW 1970s BDG WINDOW**  
A191 1/4" = 1'-0"

**MSR** 710 South 2nd Street, 8th Floor  
Minneapolis, Minnesota 55401-2282  
Architecture 612.375.0336 tel  
Interiors and 612.342.2216 fax  
Urban Design www.msrdesign.com

Civil Engineer  
**Vierbicher Associates, Inc.**  
889 Foster Drive, Suite 201  
Madison, WI 53717  
608.826.0532 tel

Landscape Architect  
**Ken Saiki Design, Inc.**  
303 South Paterson Street, Suite 1  
Madison, WI 53703  
608.251.3600 tel

Structural Engineer, Technology and AV  
**IMEG Corp.**  
1800 Deming Way, Suite 200  
Madison, WI 53962  
608.223.9500 tel


MEP Engineer  
**MEP Associates, LLC**  
860 Blue Gentian Road, Suite 175  
Eagan, MN 55121  
651.379.9120 tel

Fire Protection Engineer and Code Consultant  
**Summit Fire Consulting**  
575 Minnehaha Ave West  
St. Paul, MN 55103  
651.251.1880 tel

Greenhouse Design  
**Rough Brothers, Inc.**  
5513 Vine Street  
Cincinnati, OH 45217  
513.242.0310 tel

**Olbrich Botanical Gardens  
Expansion Phase 1**  
BPW Project #8162  
3330 Atwood Avenue  
Madison, WI 53704

I hereby certify that this plan, specification or report was prepared by me or under my direct supervision and that I am a duly Licensed Architect under the Laws of the State of Wisconsin.  
ARCHITECT SEAL



Signature: *[Signature]*  
Print Name: Jack Poling  
Date: JUNE 4, 2018 License No. A-8984

ISSUE	DATE	DESCRIPTION
	09.29.2017	SCHEMATIC DESIGN SUBMISSION
	12.06.2017	DD PRICING SET
	01.10.2018	DESIGN DEVELOPMENT SUBMISSION
	01.17.2018	IUDC SUBMISSION
	03.30.2018	70% CD PRICING ISSUE
	04.04.2018	PARKING LOT AND SITE PLAN SUBMISSION
	05.04.2018	90% CD SUBMISSION
	06.01.2018	BID ISSUE
	06.04.2018	PERMIT ISSUE

PROJECT NO. 2017016  
PROJECT PHASE BID DOCUMENTS  
DRAWN BY: MSR CHECKED BY: MSR  
www.msrdesign.com

**ENLARGED PLANS AND SECTIONS**

**EXHIBIT F  
A191**

**EXTERIOR MATERIALS LIST**

- ACM-1 METAL PANEL - BLACK
- GDRL-1 GUARD RAIL - STEEL STRUCTURE, WOVEN METAL MESH PANEL, WOOD TOP RAIL
- LVR-1 LOUVER, BLACK
- LVR-2 LOUVER, BLACK
- MP-1 ACUSTIC LOUVER - BLACK
- MP-2 COPPER SIDING, HORIZONTAL ORIENTATION, 6" TYP. PANEL HEIGHT
- PT-4B HIGH PERFORMANCE EXTERIOR PAINT - SEMI-GLASS - BLACK
- SMF-1 SHEET METAL FLASHING - COPPER
- SMF-2 SHEET METAL FLASHING - BLACK
- STN-1 STONE VENEER - LIMESTONE TO MATCH EXISTING STONE

**MSR** 710 South 2nd Street, 8th Floor  
Minneapolis, Minnesota 55401-2282  
Architecture 612.375.0336 tel  
Interiors and 612.342.2216 fax  
Urban Design www.msrdesign.com

Civil Engineer  
**Vierbicher Associates, Inc.**  
880 Foster Drive, Suite 201  
Madison, WI 53717  
608.826.0532 tel

Landscape Architect  
**Ken Saiki Design, Inc.**  
303 South Paterson Street, Suite 1  
Madison, WI 53703  
608.251.3600 tel

Structural Engineer, Technology and AV  
**IMEG Corp.**  
1800 Deming Way, Suite 200  
Madison, WI 53762  
608.223.9500 tel


MEP Engineer  
**MEP Associates, LLC**  
860 Blue Gentian Road, Suite 175  
Eagan, MN 55121  
651.379.9120 tel

Fire Protection Engineer and Code Consultant  
**Summit Fire Consulting**  
575 Minnehaha Ave West  
St. Paul, MN 55103  
651.251.1880 tel

Greenhouse Design  
**Rough Brothers, Inc.**  
5513 Vine Street  
Cincinnati, OH 45217  
513.242.0310 tel

**Olbrich Botanical Gardens  
Expansion Phase 1**  
BPW Project #8162  
3330 Atwood Avenue  
Madison, WI 53704

I hereby certify that this plan, specification or report was prepared by me or under my direct supervision and that I am a duly Licensed Architect under the Laws of the State of Wisconsin, ARCHITECT SEAL

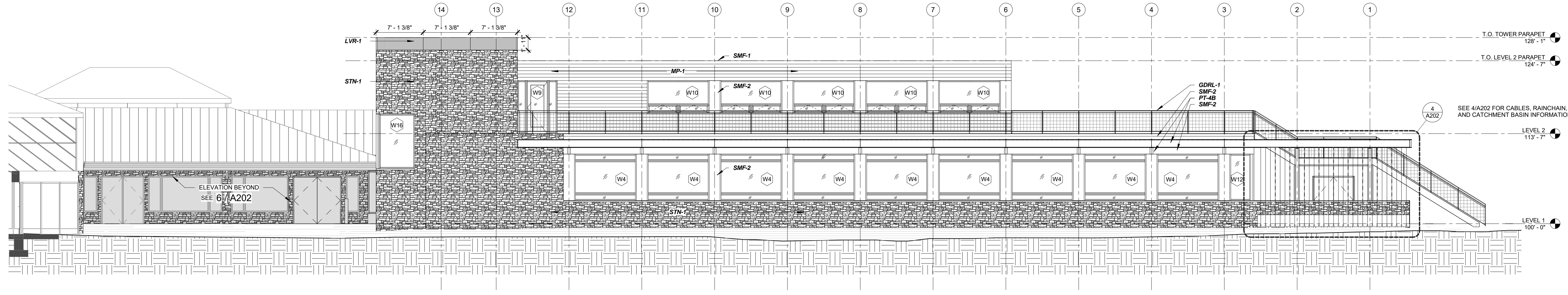


Signature: *Jack Poling*  
Print Name: Jack Poling  
Date: JUNE 4, 2018 License No.: A-8984

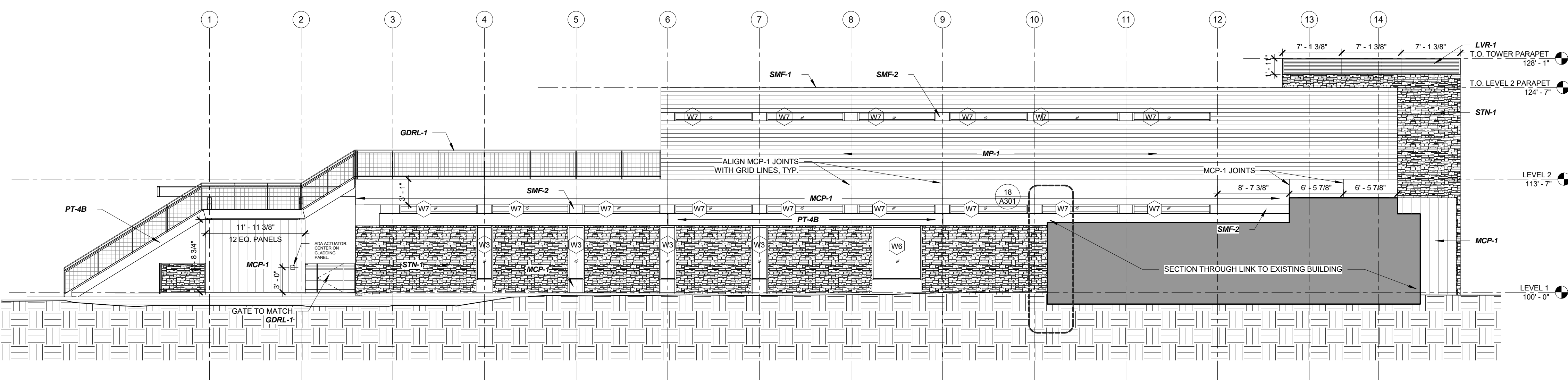
ISSUE	DATE	DESCRIPTION
	09.29.2017	SCHEMATIC DESIGN SUBMISSION
	12.06.2017	DD PRICING SET
	01.10.2018	DESIGN DEVELOPMENT SUBMISSION
	01.17.2018	UDC SUBMISSION
	03.30.2018	70% CD PRICING ISSUE
	04.26.2018	PARKING LOT AND SITE PLAN SUBMISSION
	05.04.2018	90% CD SUBMISSION
	06.01.2018	BID ISSUE
	06.04.2018	PERMIT ISSUE

PROJECT NO. 2017016  
PROJECT PHASE BID DOCUMENTS  
DRAWN BY MSR CHECKED BY MSR  
Working with Copyright 2018, Daniel & Associates, LLC

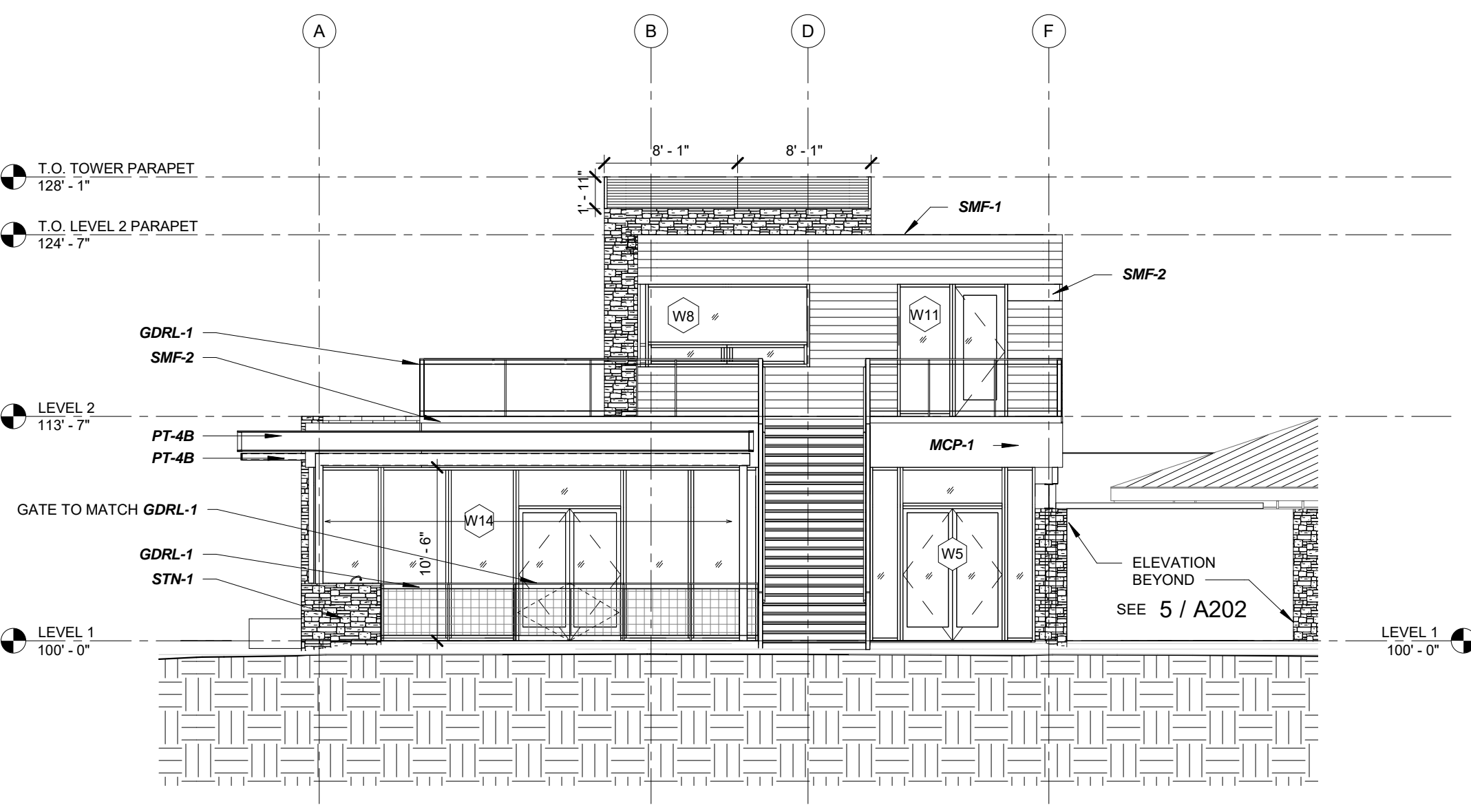
**EXTERIOR ELEVATIONS**  
**EXHIBIT F**  
**A201**



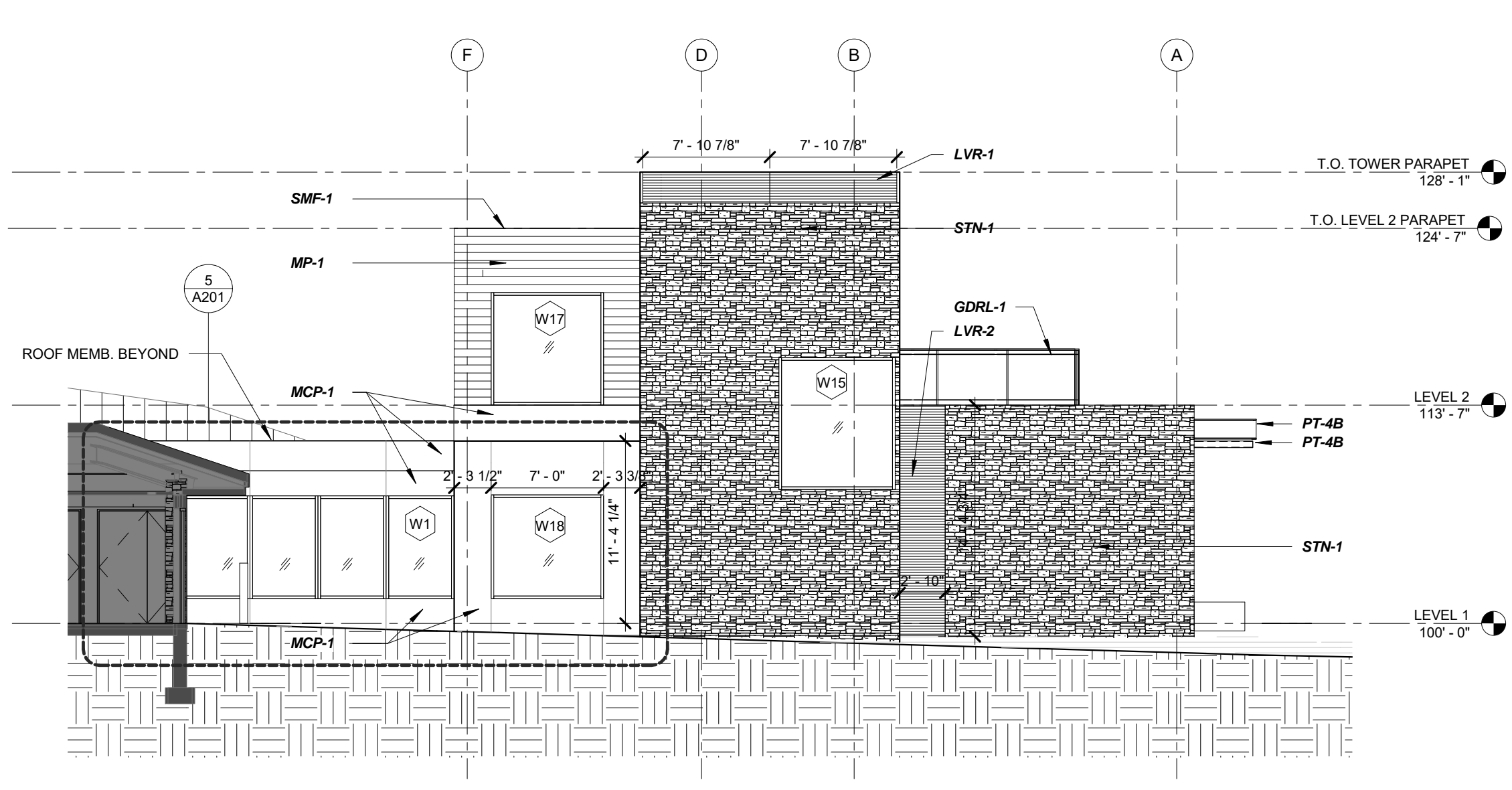
**1 ELEVATION EAST**  
A201 1/8" = 1'-0"



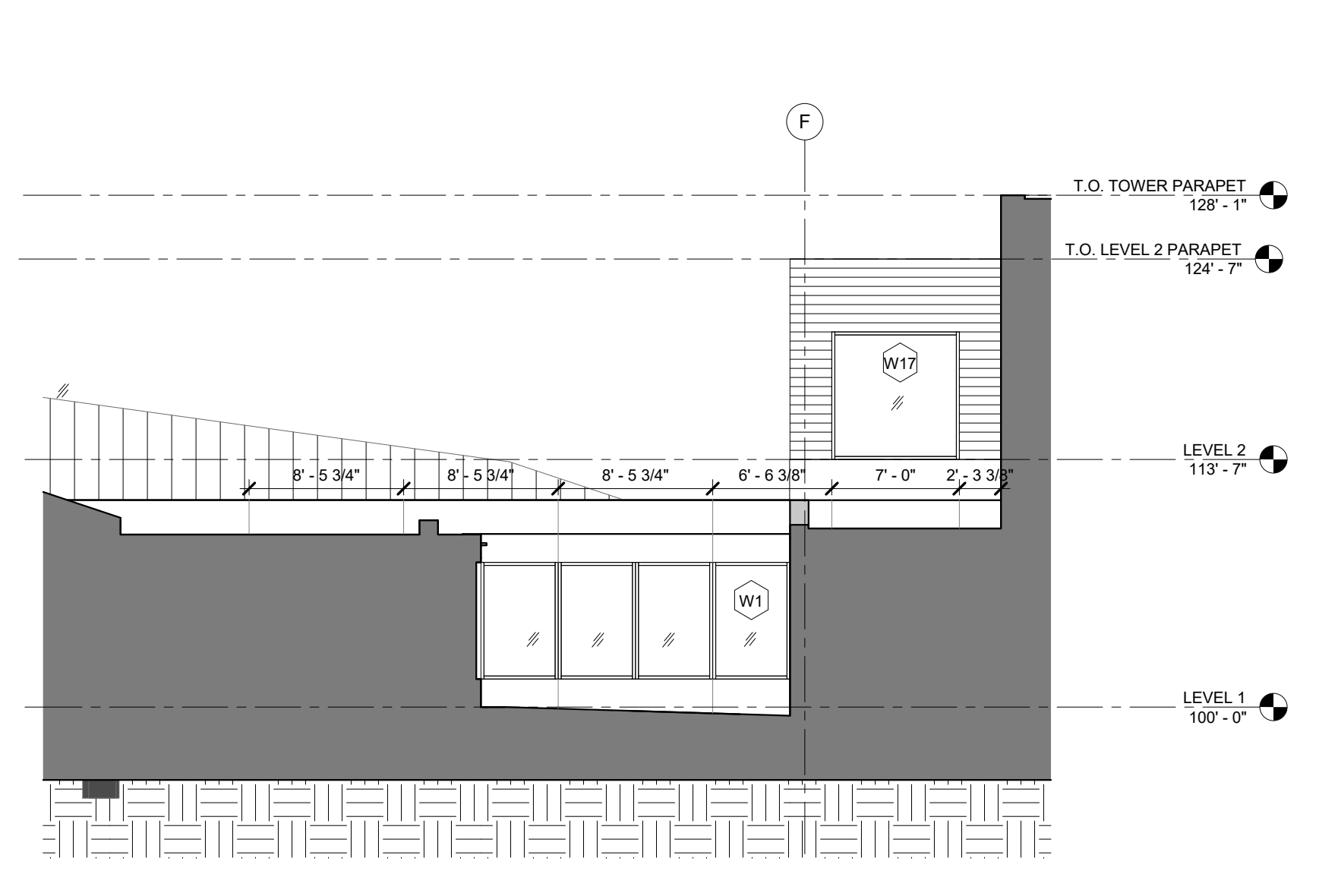
**2 ELEVATION WEST**  
A201 1/8" = 1'-0"



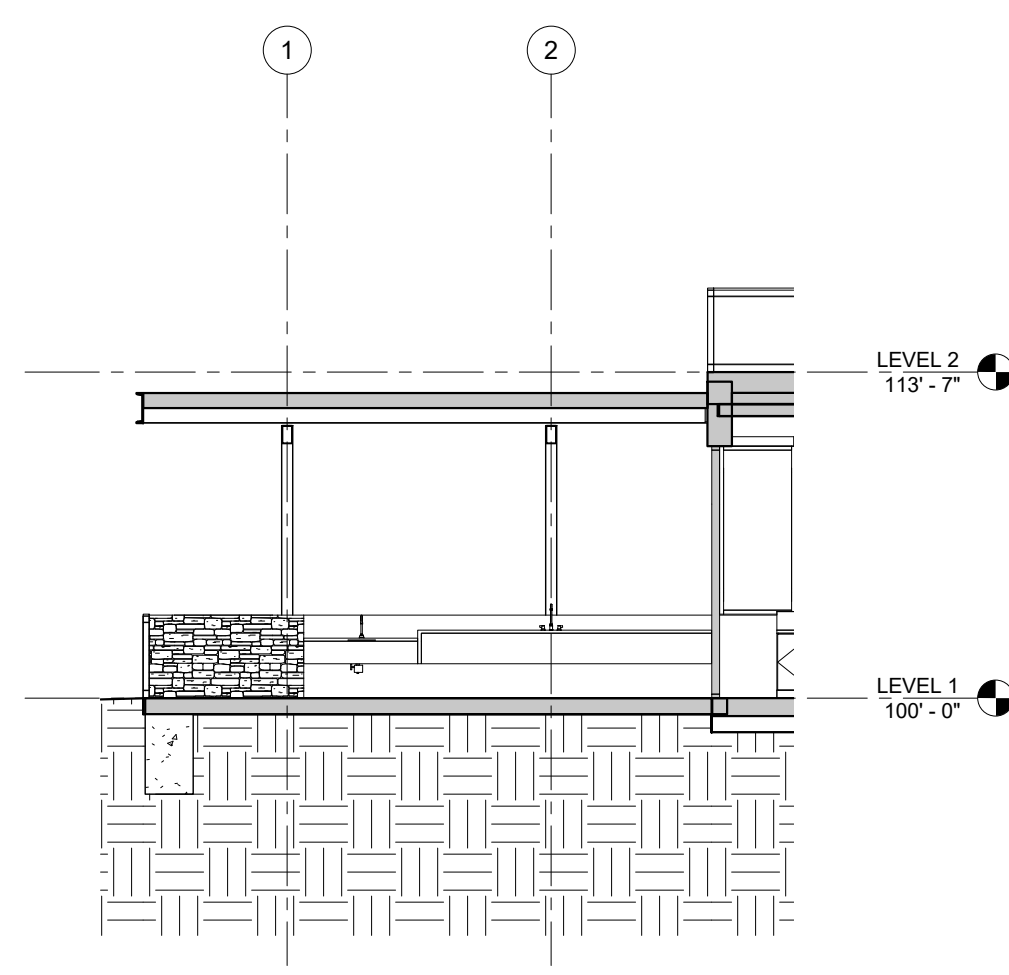
**3 ELEVATION NORTH**  
A201 1/8" = 1'-0"



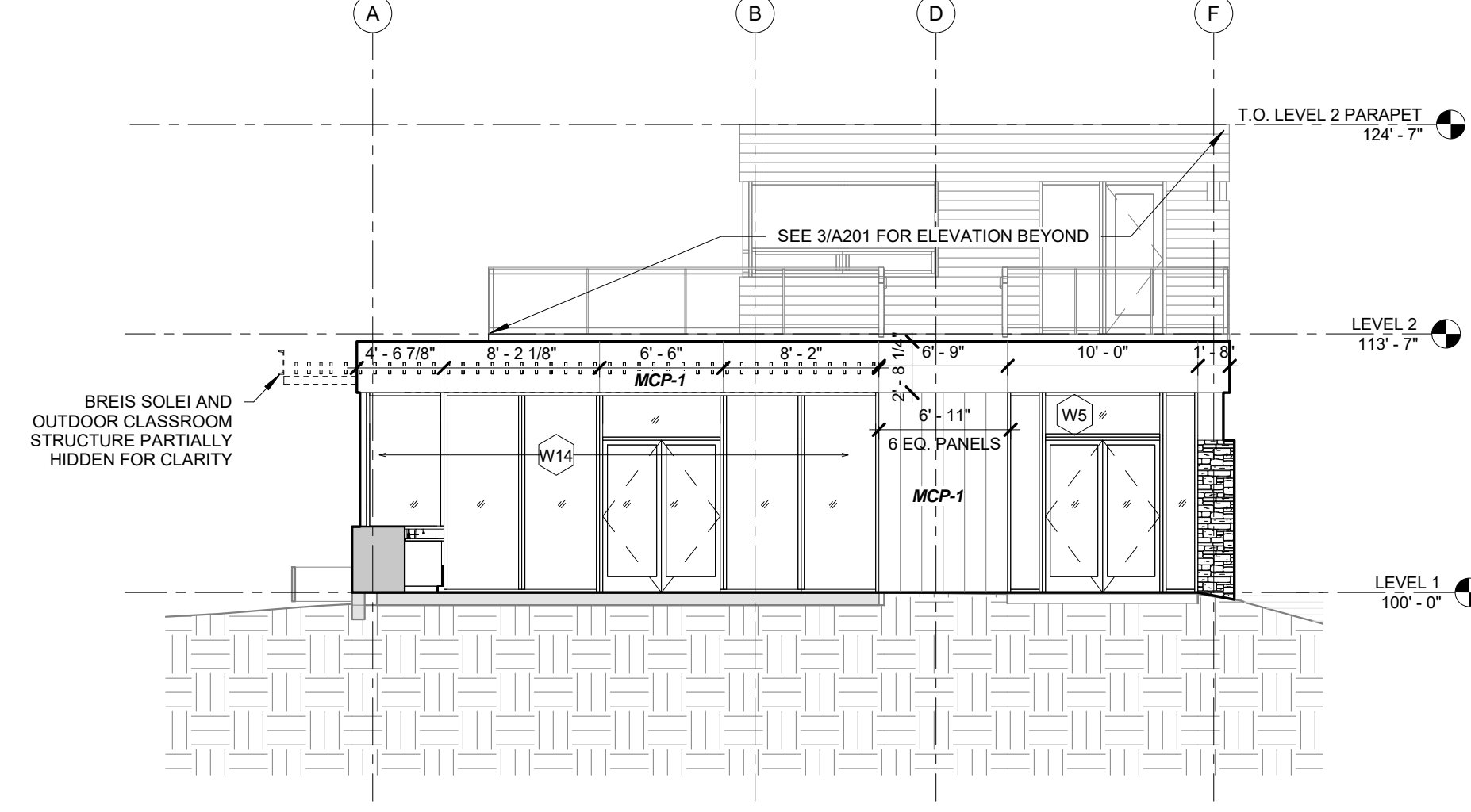
**4 ELEVATION SOUTH**  
A201 1/8" = 1'-0"



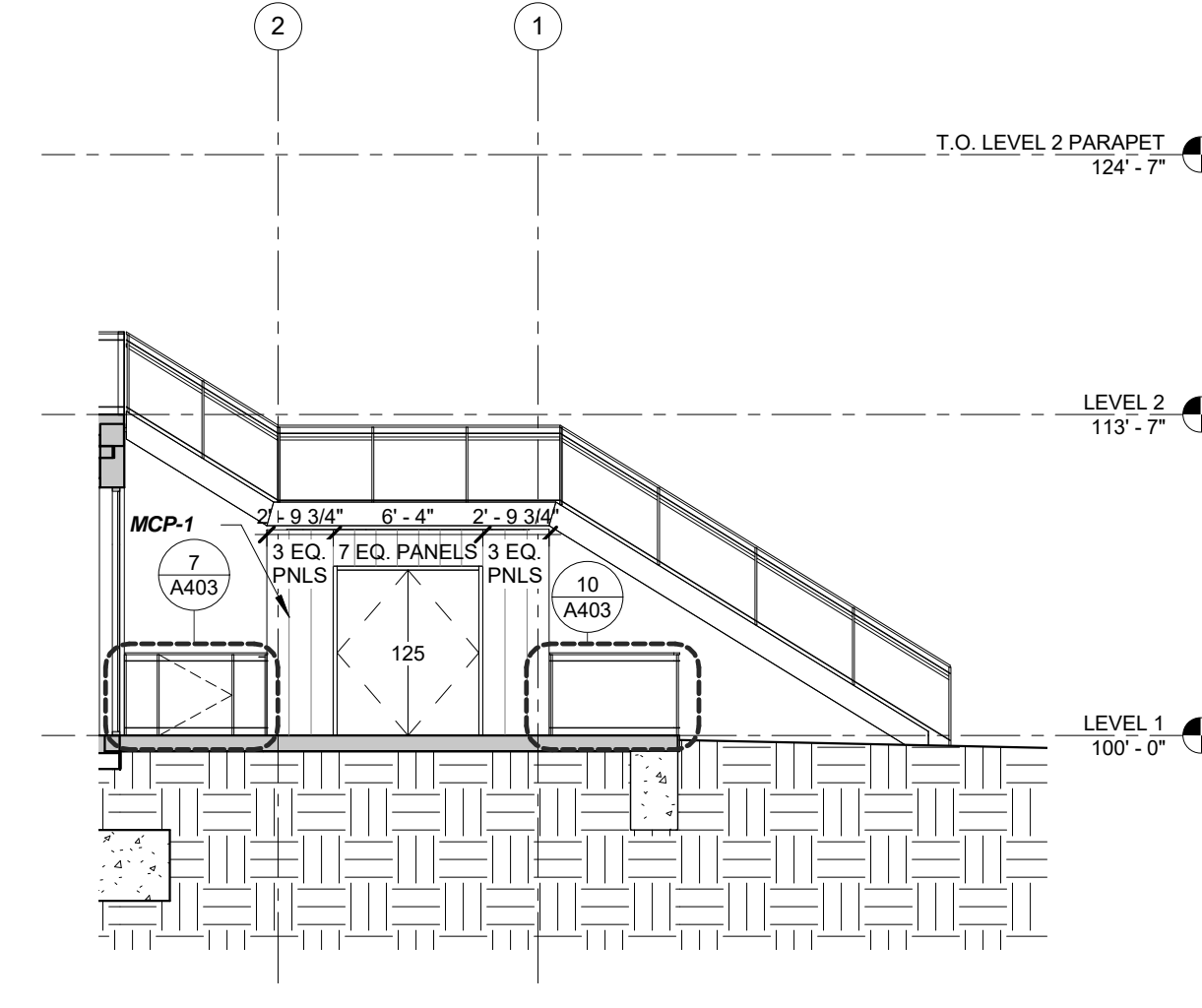
**5 ELEVATION SOUTH LINK**  
A201 1/8" = 1'-0"



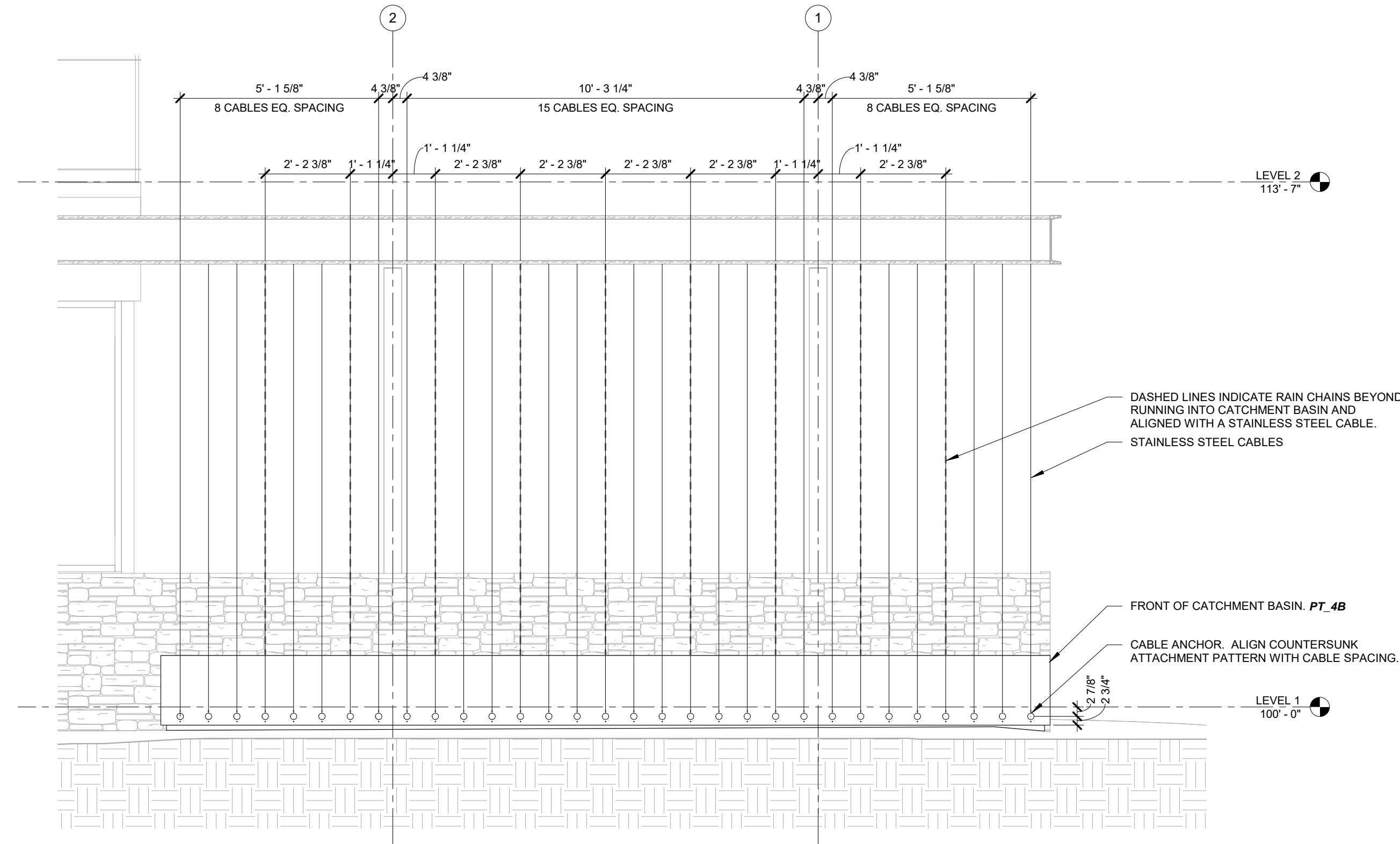
**1 OUTDOOR CLASSROOM EAST ELEVATION**  
A202 1/8" = 1'-0"



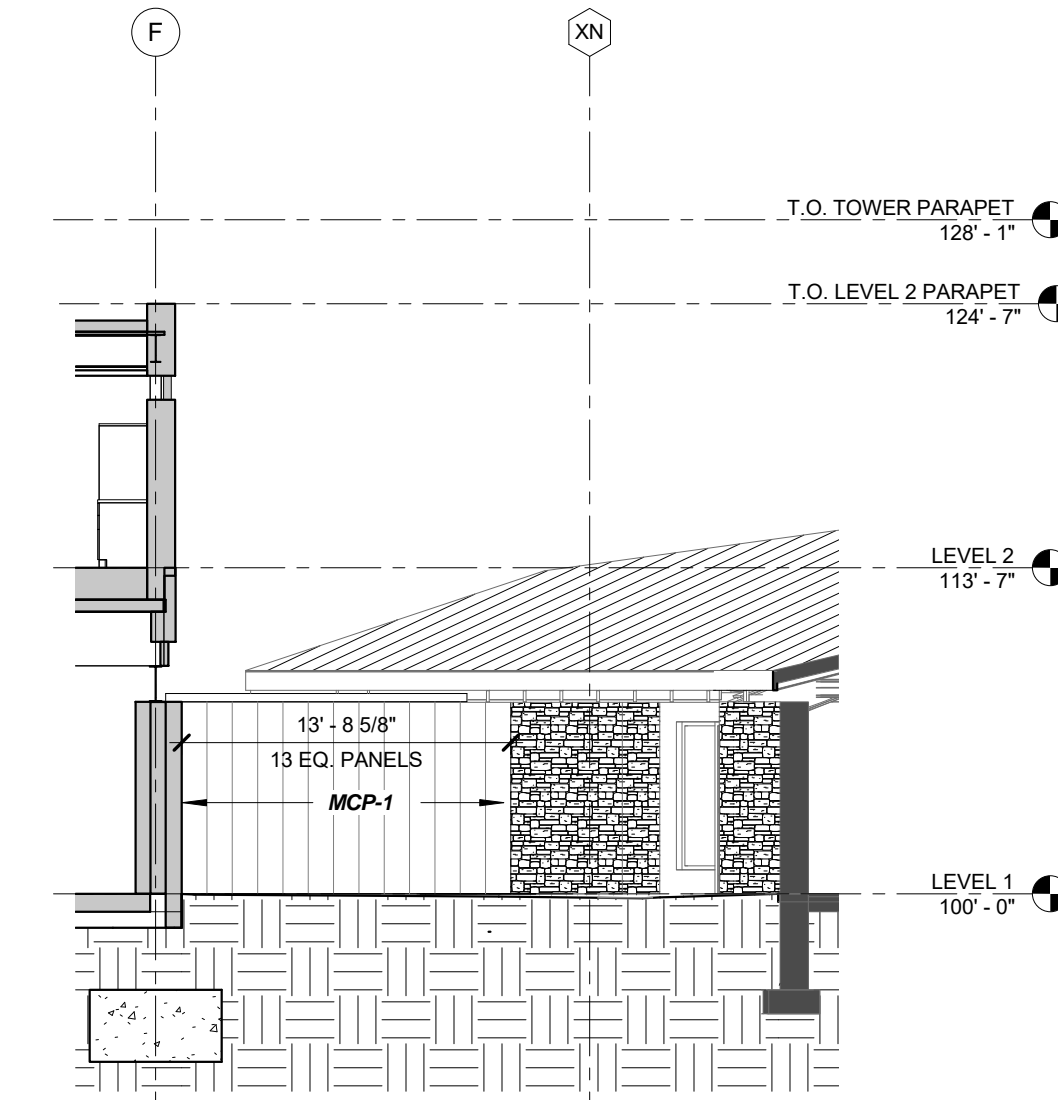
**2 OUTDOOR CLASSROOM NORTH ELEVATION**  
A202 1/8" = 1'-0"



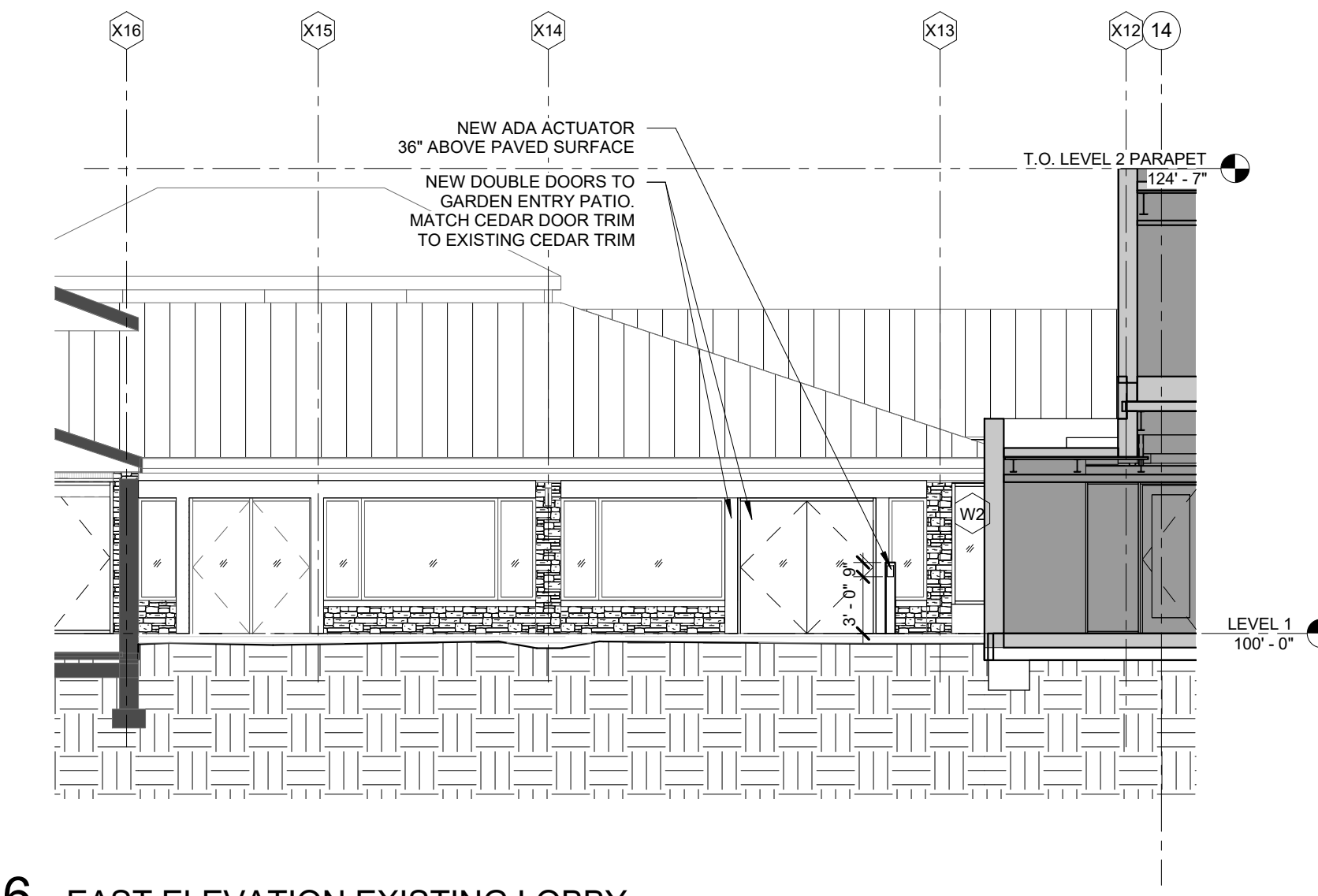
**3 OUTDOOR CLASSROOM WEST ELEVATION**  
A202 1/8" = 1'-0"



**4 WATER CATCHMENT ELEVATION DETAIL**  
A202 3/8" = 1'-0"



**5 EXTERIOR SOUTH ELEVATION WALL**  
A202 1/8" = 1'-0"



**6 EAST ELEVATION EXISTING LOBBY**  
A202 1/8" = 1'-0"

**Olbrich Botanical Gardens  
Expansion Phase 1**  
BPW Project #8162  
3330 Atwood Avenue  
Madison, WI 53704

I hereby certify that this plan, specification or report was prepared by me or under my direct supervision and that I am a duly Licensed Architect under the Laws of the State of Wisconsin, ARCHITECT SEAL



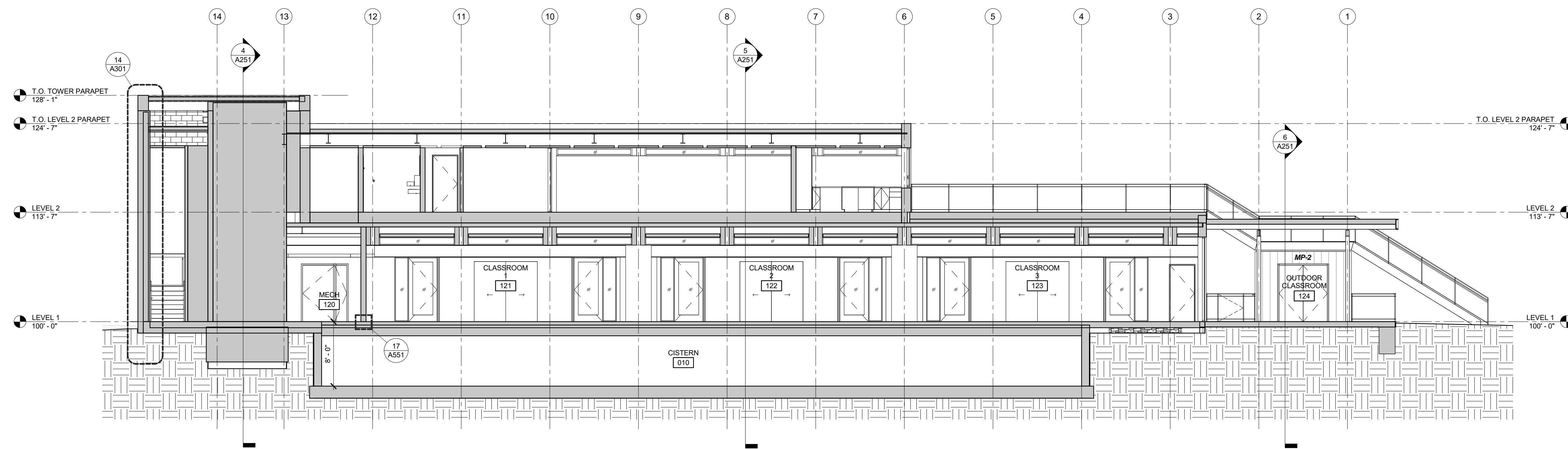
Signature: *[Handwritten Signature]*  
Print Name: Jack Poling  
Date: JUNE 4, 2018 License No. A-8984

ISSUE	DATE	DESCRIPTION
	09.29.2017	SCHEMATIC DESIGN SUBMISSION
	12.06.2017	DD PRICING SET
	01.10.2018	DESIGN DEVELOPMENT SUBMISSION
	01.17.2018	IUDC SUBMISSION
	03.30.2018	70% CD PRICING ISSUE
	04.04.2018	PARKING LOT AND SITE PLAN SUBMISSION
	05.04.2018	90% CD SUBMISSION
	06.01.2018	BID ISSUE
	06.04.2018	PERMIT ISSUE

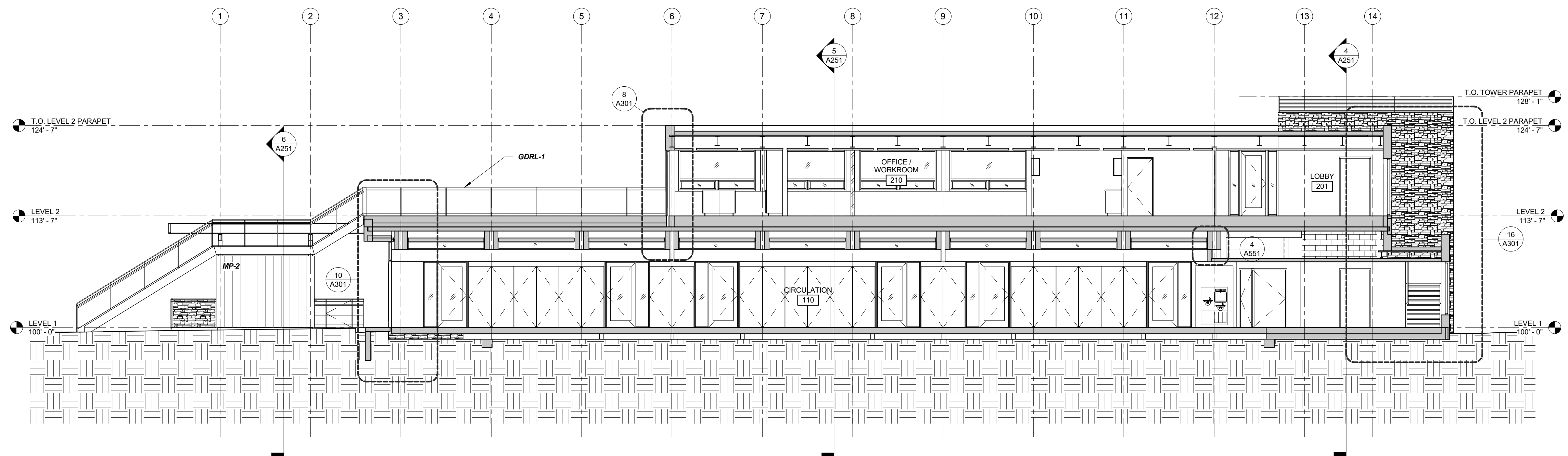
PROJECT NO. 2017016  
PROJECT PHASE BID DOCUMENTS  
DRAWN BY MSR CHECKED BY MSR  
www.msrdesign.com

**EXTERIOR ELEVATIONS**

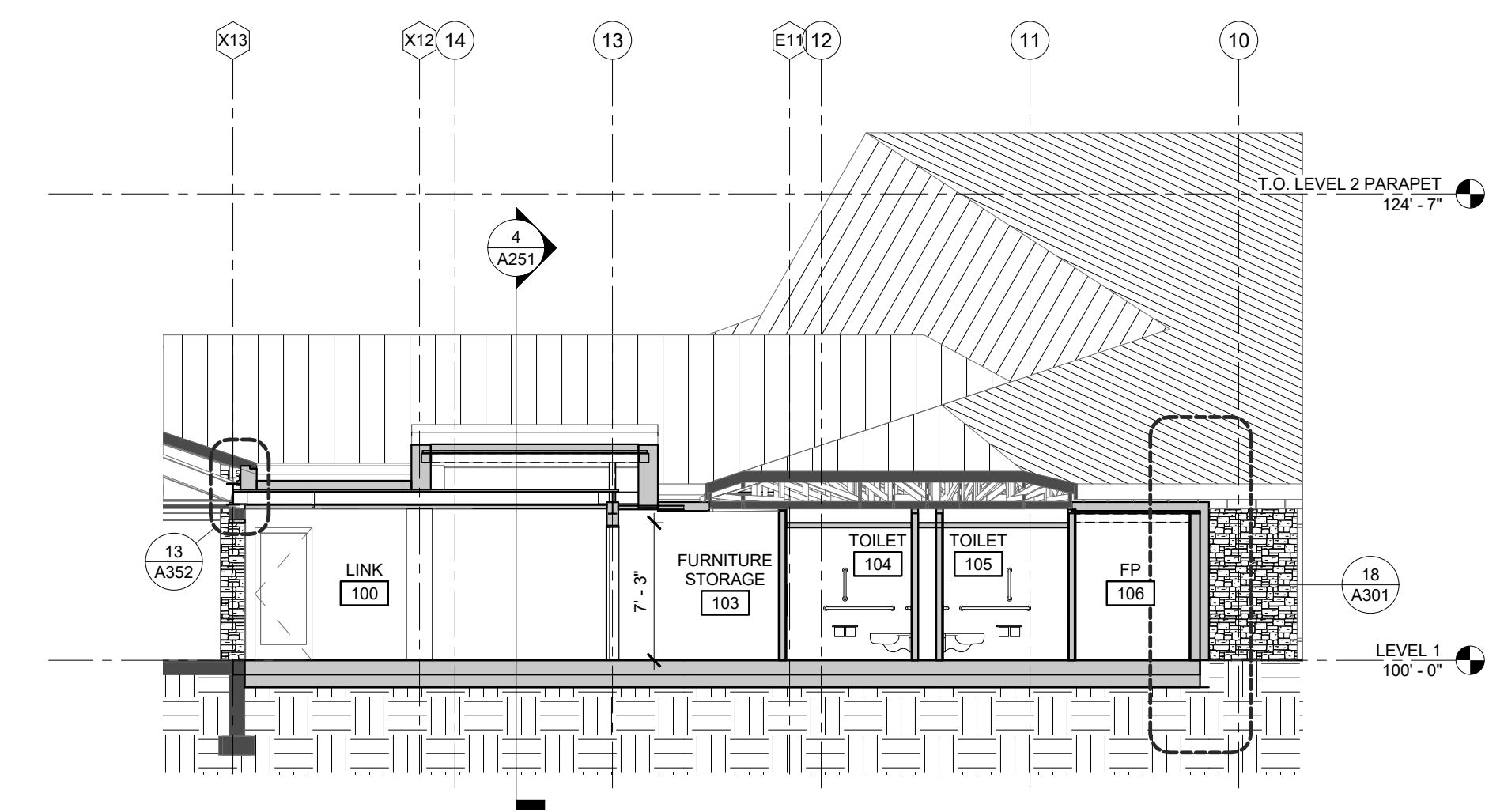
**EXHIBIT F  
A202**



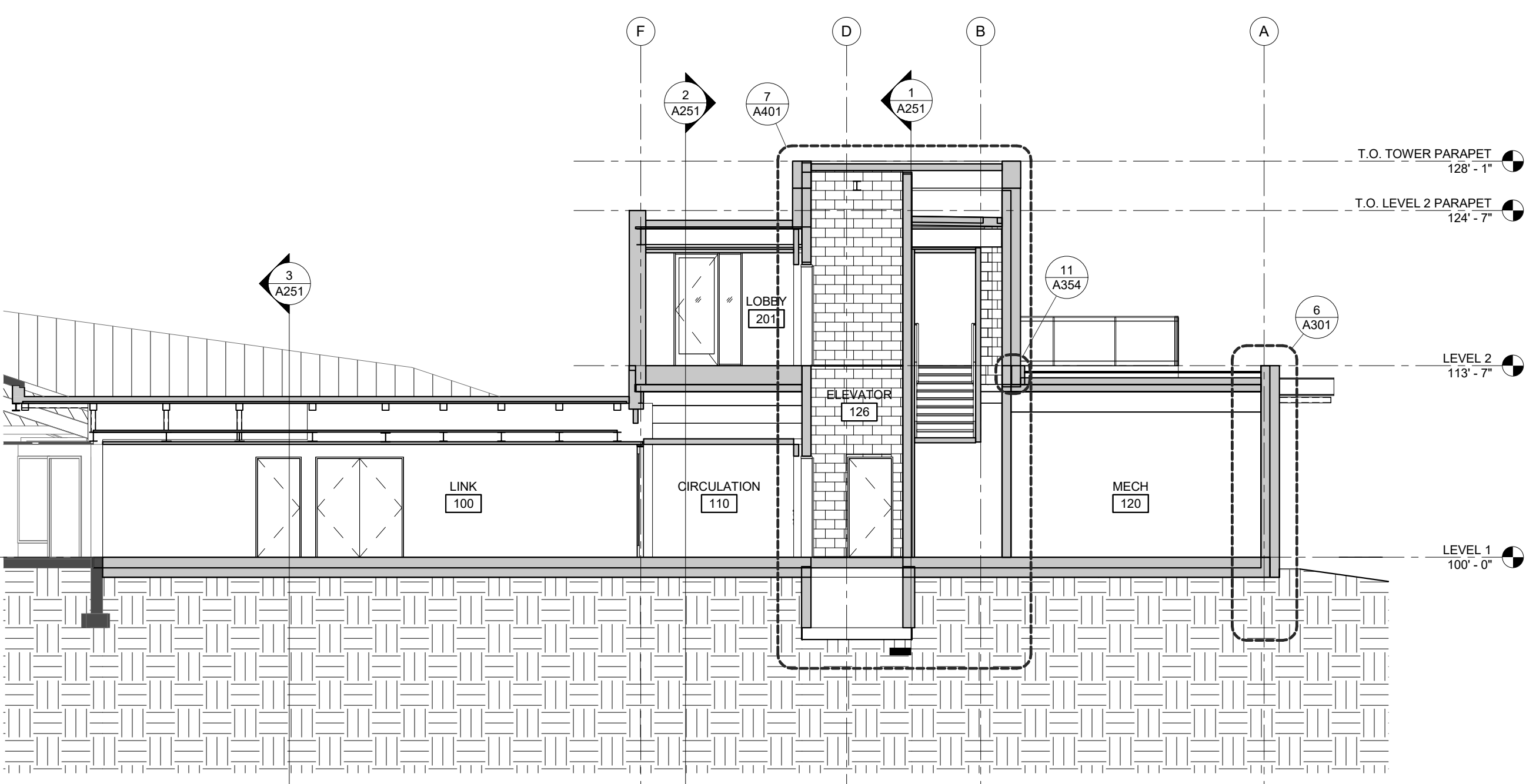
**1 BUILDING SECTION N-S LOOKING WEST**  
A251 1/8" = 1'-0"



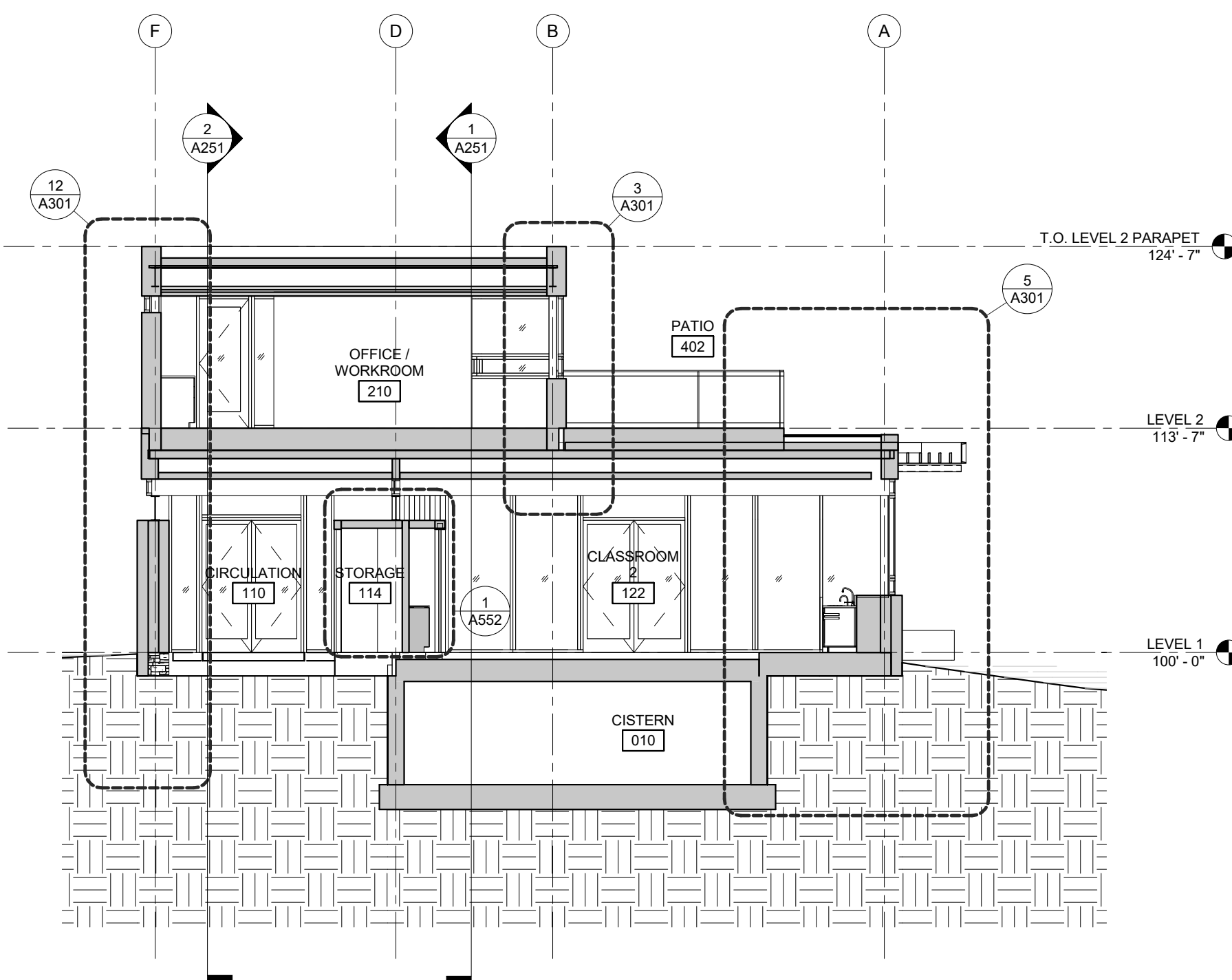
**2 BUILDING SECTION N-S LOOKING EAST**  
A251 1/8" = 1'-0"



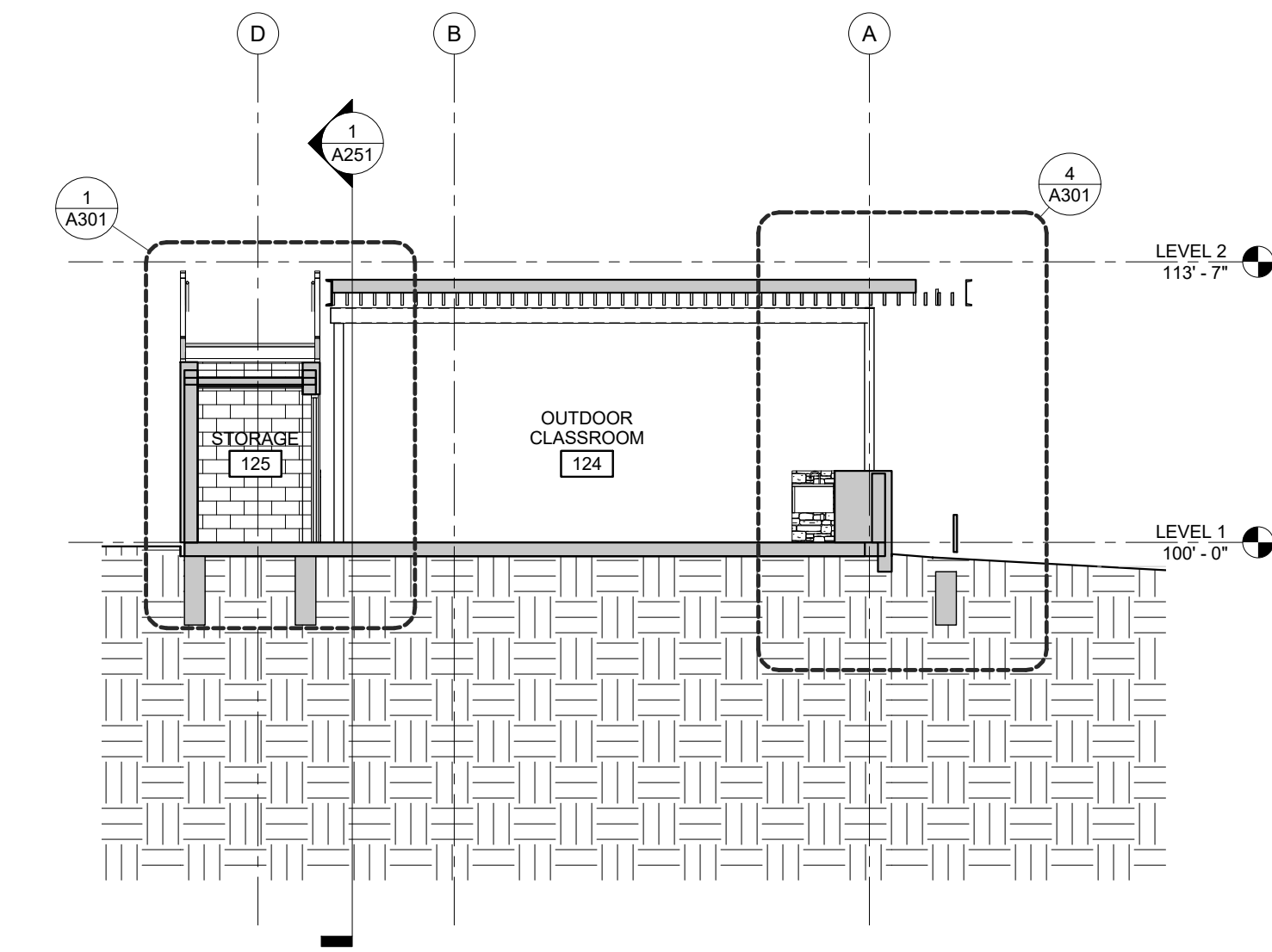
**3 BUILDING SECTION N-S LOOKING WEST AT LINK**  
A251 1/8" = 1'-0"



**4 BUILDING SECTION E-W LOOKING NORTH AT LINK**  
A251 1/8" = 1'-0"



**5 BUILDING SECTION E-W LOOKING NORTH AT LEARNING CENTER**  
A251 1/8" = 1'-0"



**6 BUILDING SECTION E-W AT OUTDOOR CLASSROOM**  
A251 1/8" = 1'-0"

**MSR** 710 South 2nd Street, 8th Floor  
Minneapolis, Minnesota 55401-2282  
Architecture 612.375.0336 tel  
Interiors and 612.342.2216 fax  
Urban Design www.msrdesign.com

Civil Engineer  
**Vierbicher Associates, Inc.**  
880 Foster Drive, Suite 201  
Madison, WI 53717  
608.826.0532 tel

Landscape Architect  
**Ken Saiki Design, Inc.**  
303 South Palomares Street, Suite 1  
Madison, WI 53703  
608.251.3600 tel

Structural Engineer, Technology and AV  
**IMEG Corp.**  
1800 Deming Way, Suite 200  
Madison, WI 53762  
608.223.9500 tel


MEP Engineer  
**MEP Associates, LLC**  
860 Blue Gentian Road, Suite 175  
Eagan, MN 55121  
651.379.9120 tel

Fire Protection Engineer and Code Consultant  
**Summit Fire Consulting**  
575 Minnehaha Ave West  
St. Paul, MN 55103  
651.251.1880 tel

Greenhouse Design  
**Rough Brothers, Inc.**  
5513 Vine Street  
Cincinnati, OH 45217  
513.242.0310 tel

**Olbrich Botanical Gardens**  
**Expansion Phase 1**  
BPW Project #8162  
3330 Atwood Avenue  
Madison, WI 53704

I hereby certify that this plan, specification or report was prepared by me or under my direct supervision and that I am a duly Licensed Architect under the Laws of the State of Wisconsin.  
ARCHITECT SEAL



Signature: *Jack Poling*  
Print Name: Jack Poling  
Date: JUNE 4, 2018 License No. A-8984

ISSUE	DATE	DESCRIPTION
01	09.29.2017	SCHEMATIC DESIGN SUBMISSION
02	12.06.2017	DD PRICING SET
03	01.10.2018	DESIGN DEVELOPMENT SUBMISSION
04	01.17.2018	UDC SUBMISSION
05	03.30.2018	70% CD PRICING ISSUE
06	04.26.2018	PARKING LOT AND SITE PLAN SUBMISSION
07	05.04.2018	90% CD SUBMISSION
08	06.01.2018	BID ISSUE
09	06.04.2018	PERMIT ISSUE

PROJECT NO. 2017016  
PROJECT PHASE BID DOCUMENTS  
DRAWN BY MSR CHECKED BY MSR  
Project and Copyright © 2018, MSR & Associates, LLC

**BUILDING SECTIONS**


**EXHIBIT F**  
**A251**



# Olbrich Botanical Gardens Expansion Phase 1

BPW Project #8162  
 3330 Atwood Avenue  
 Madison, WI 53704

I hereby certify that this plan, specification or report was prepared by me or under my direct supervision and that I am a duly Licensed Architect under the Laws of the State of Wisconsin.  
 ARCHITECT SEAL



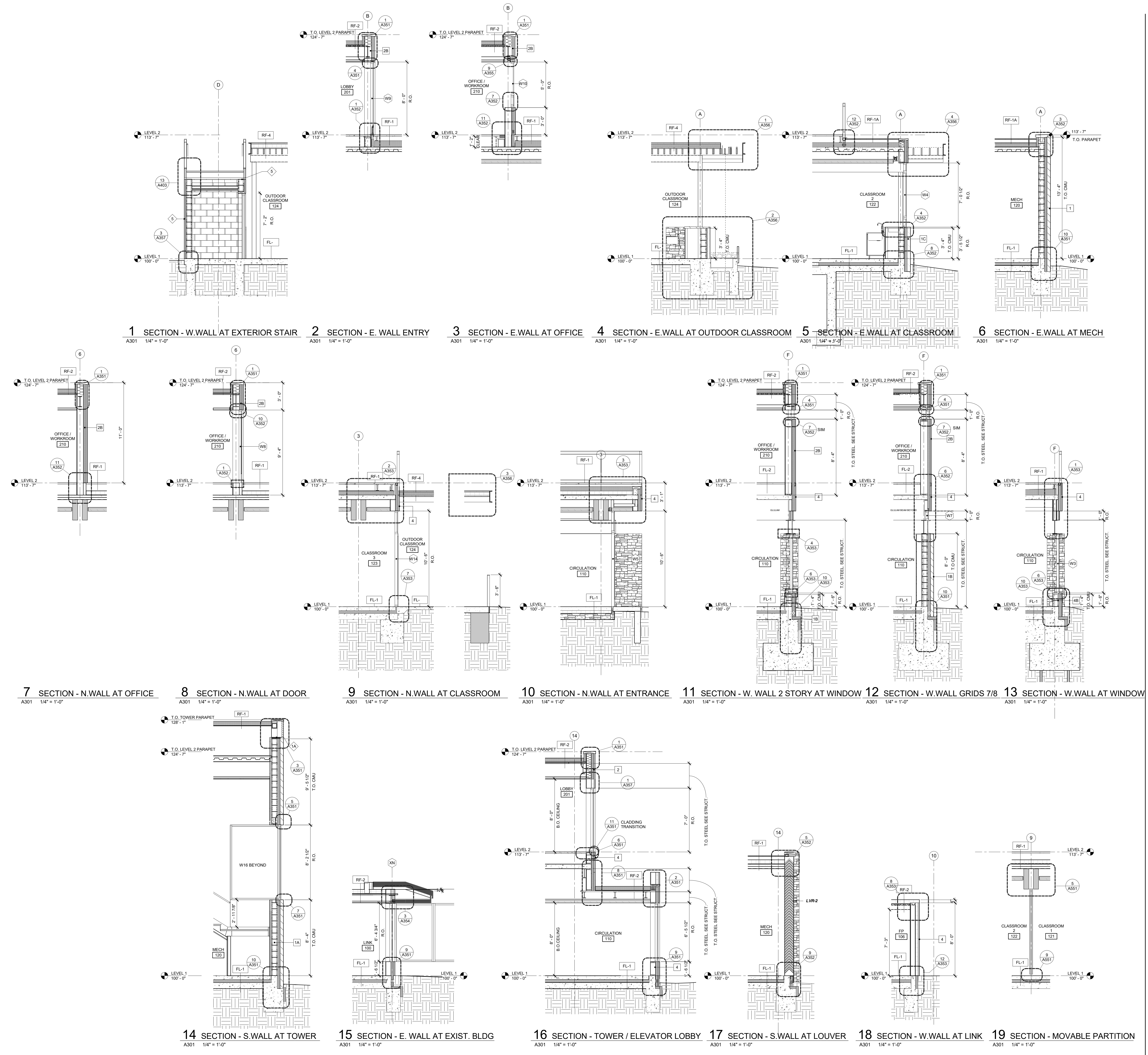
Signature: *Jack Poling*  
 Print Name: Jack Poling License No. A-8984  
 Date: JUNE 4, 2018

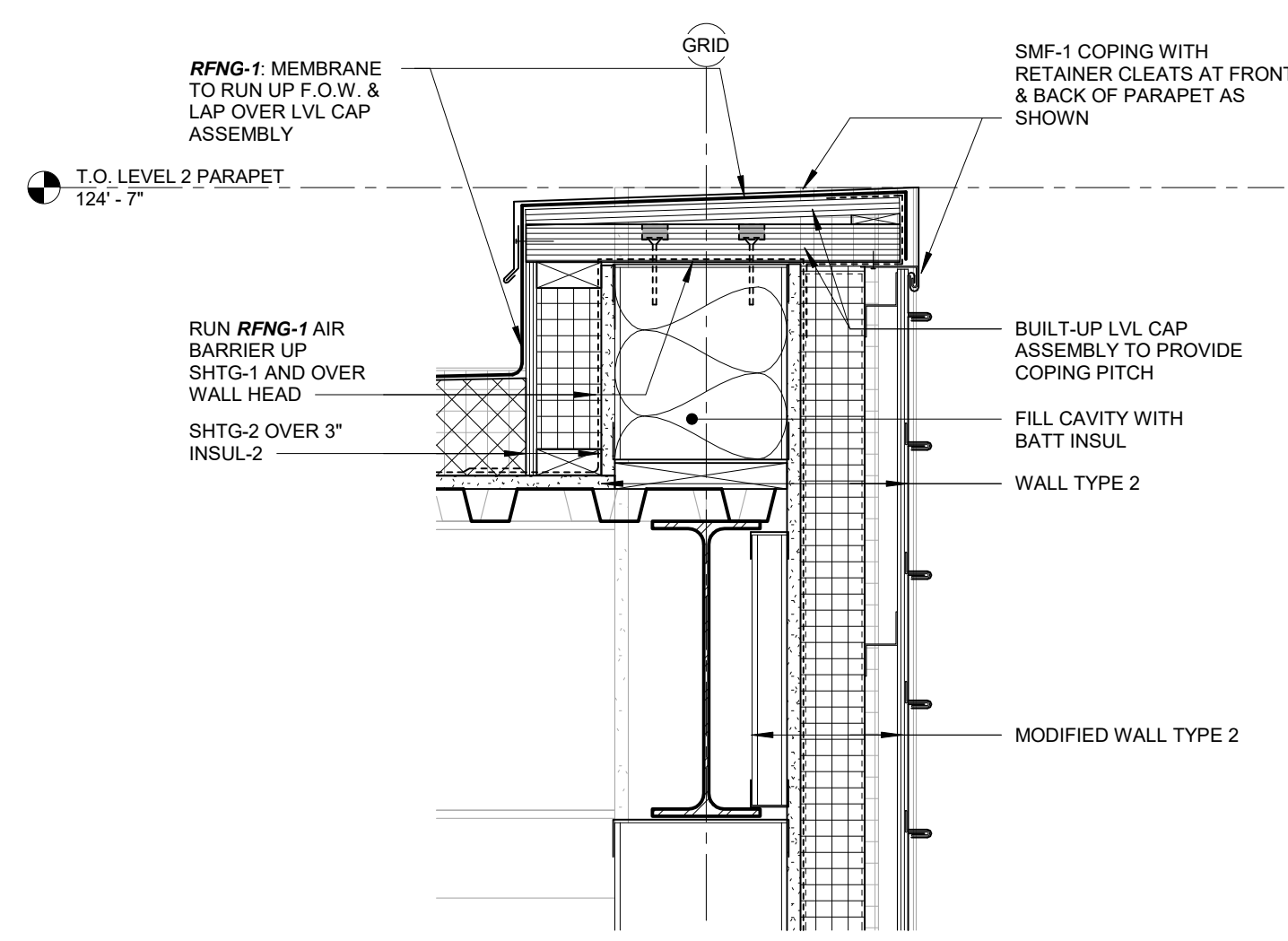
ISSUE	DATE	DESCRIPTION
	09.29.2017	SCHEMATIC DESIGN SUBMISSION
	12.06.2017	DDI PHRASE SET
	01.10.2018	DESIGN DEVELOPMENT SUBMISSION
	01.17.2018	UDC SUBMISSION
	03.30.2018	70% CD PRICING ISSUE
	04.04.2018	PARKING LOT AND SITE PLAN SUBMISSION
	05.04.2018	90% CD SUBMISSION
	06.01.2018	BID ISSUE
	06.04.2018	PERMIT ISSUE

PROJECT NO. 2017016  
 PROJECT PHASE BID DOCUMENTS  
 DRAWN BY MSR CHECKED BY MSR  
MSR is an Equal Opportunity Employer. Diversity is Encouraged.

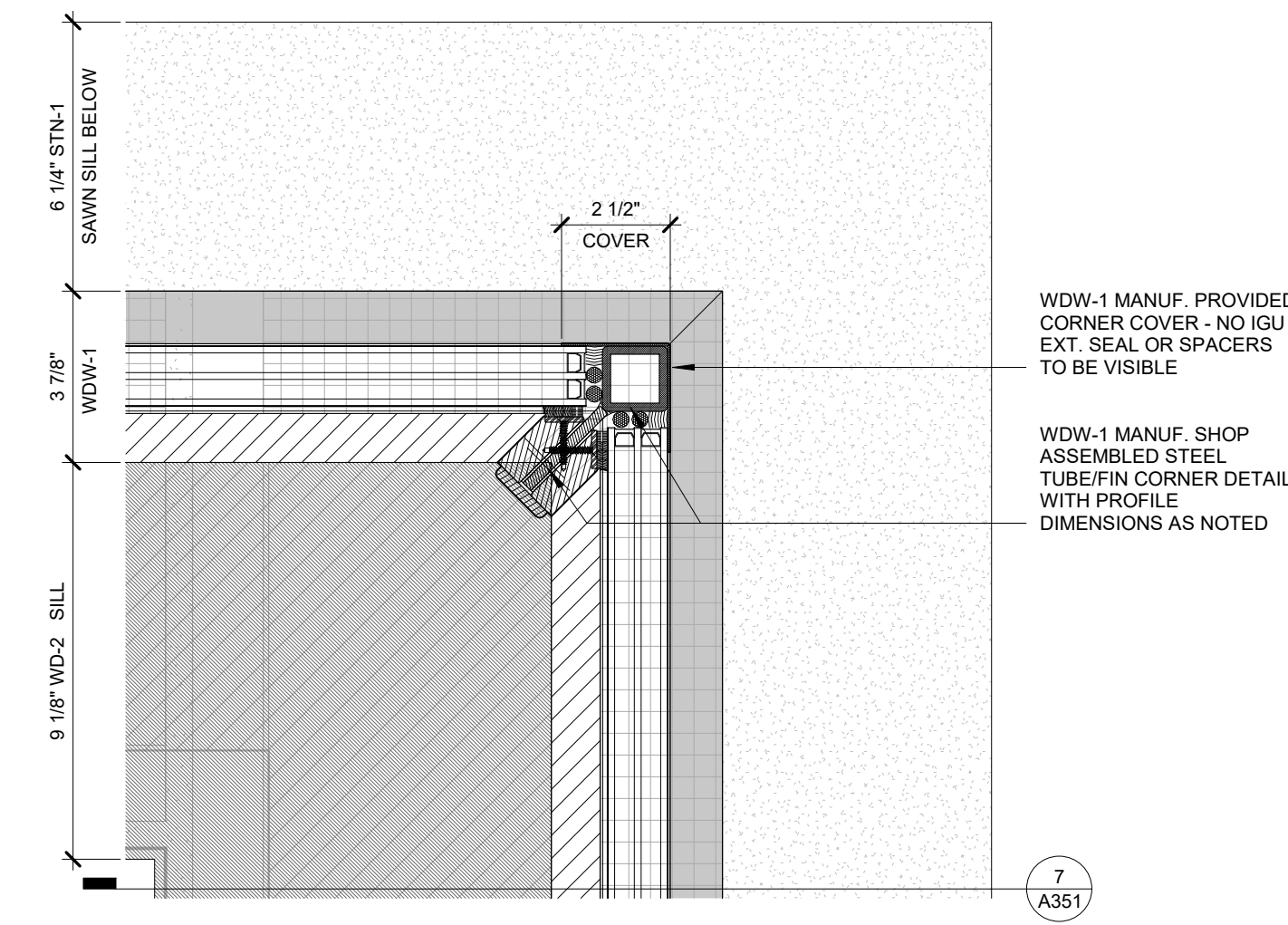
## WALL SECTIONS

# EXHIBIT F A301

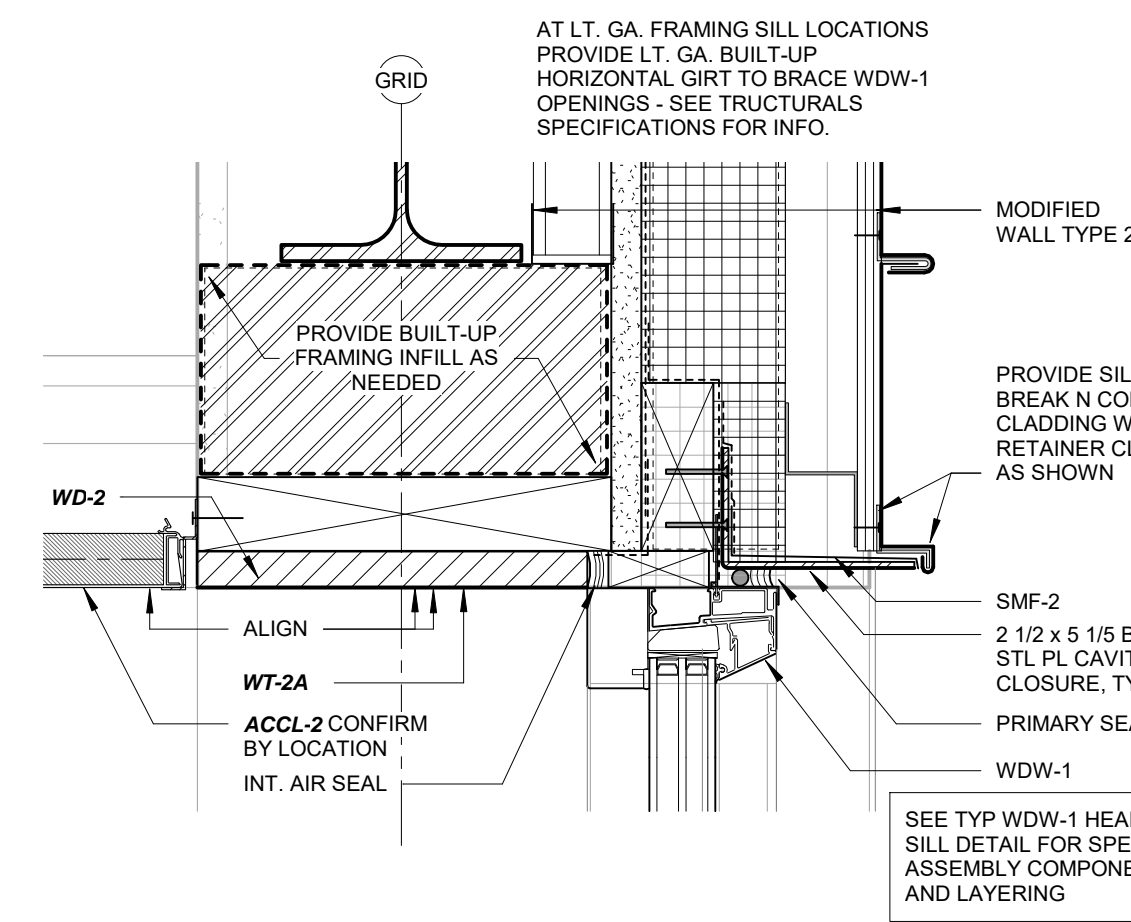




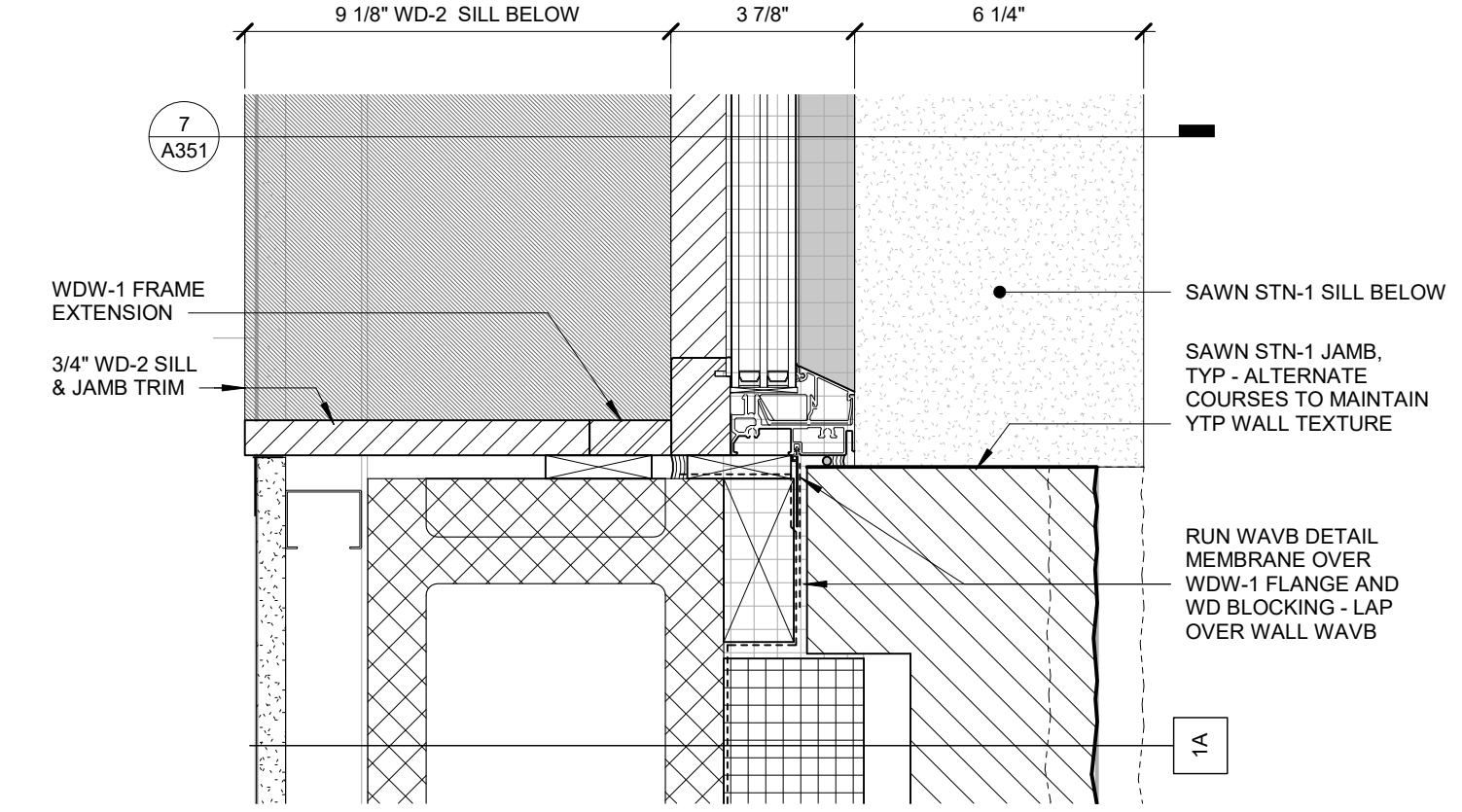
**1 SECTION DETAIL - WALL TYPE 2 PARAPET**  
A351 1 1/2" = 1'-0"



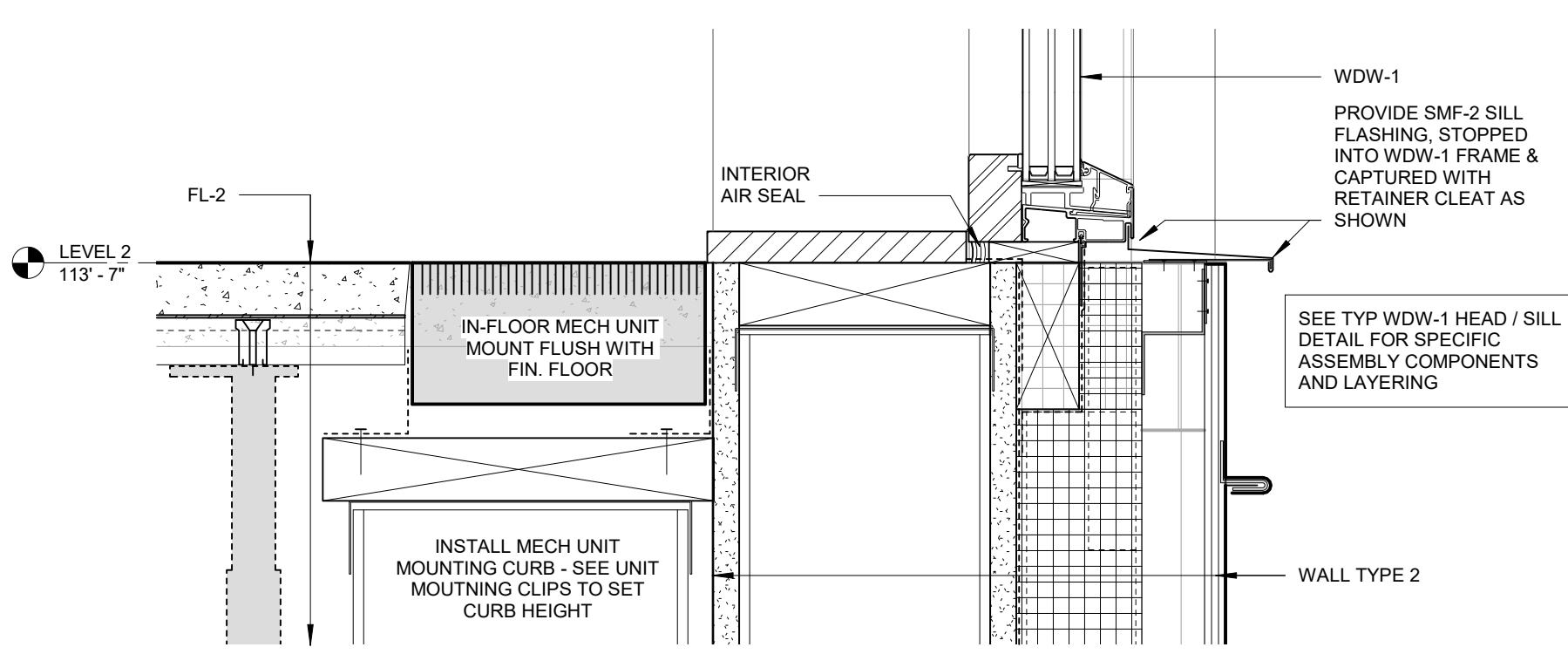
**12 PLAN DETAIL - WDW-1 CORNER AT STAIR**  
A351 3" = 1'-0"



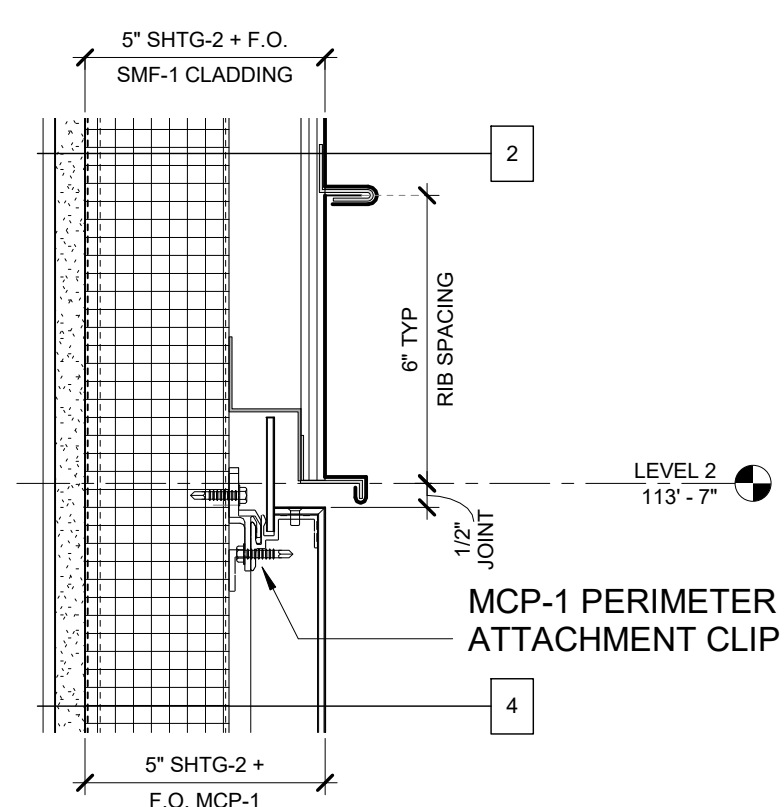
**4 SECTION DETAIL - HEAD AT E. WALL ENTRY**  
A351 3" = 1'-0"



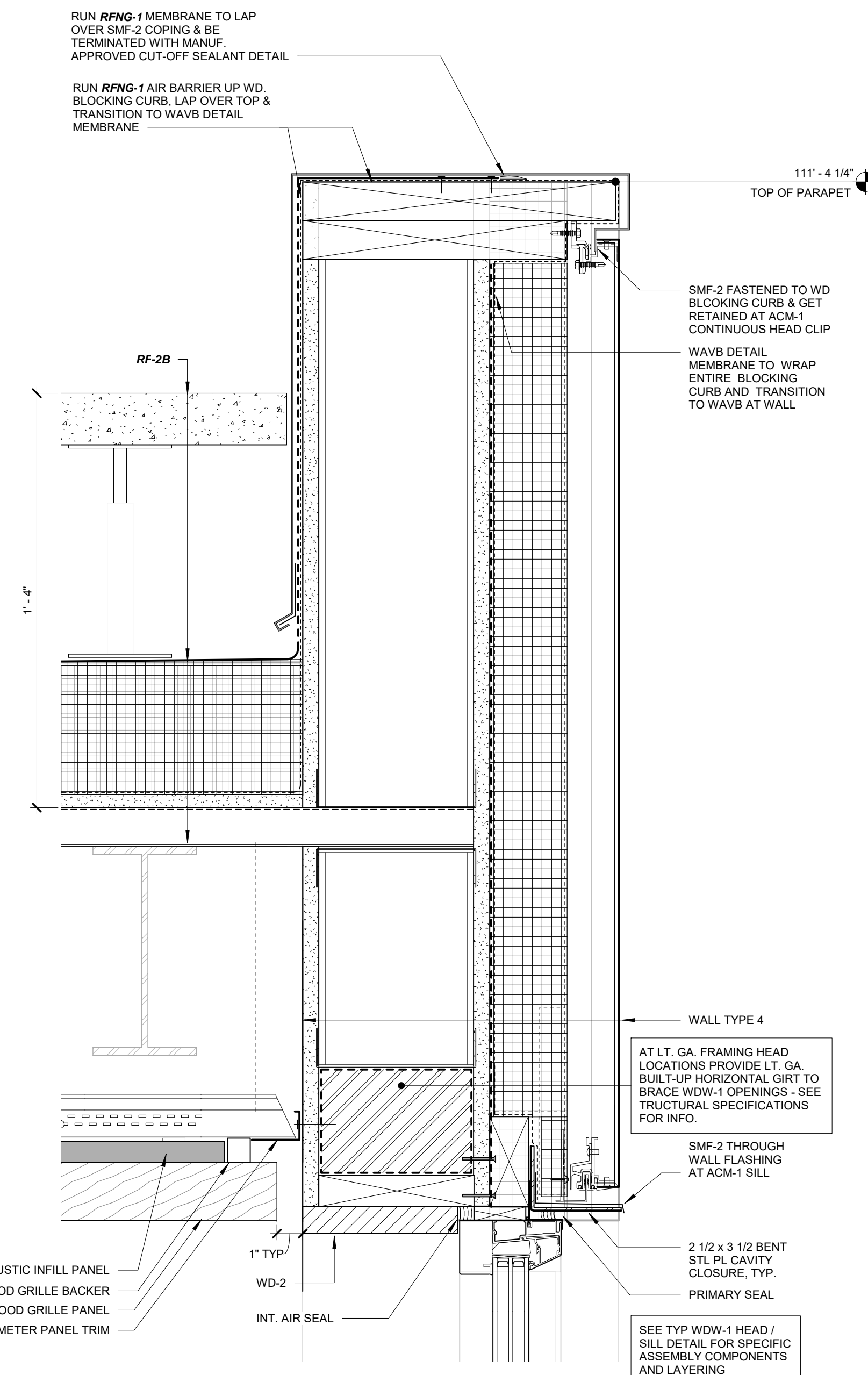
**13 PLAN DETAIL - WDW-1 JAMB AT STAIR**  
A351 3" = 1'-0"



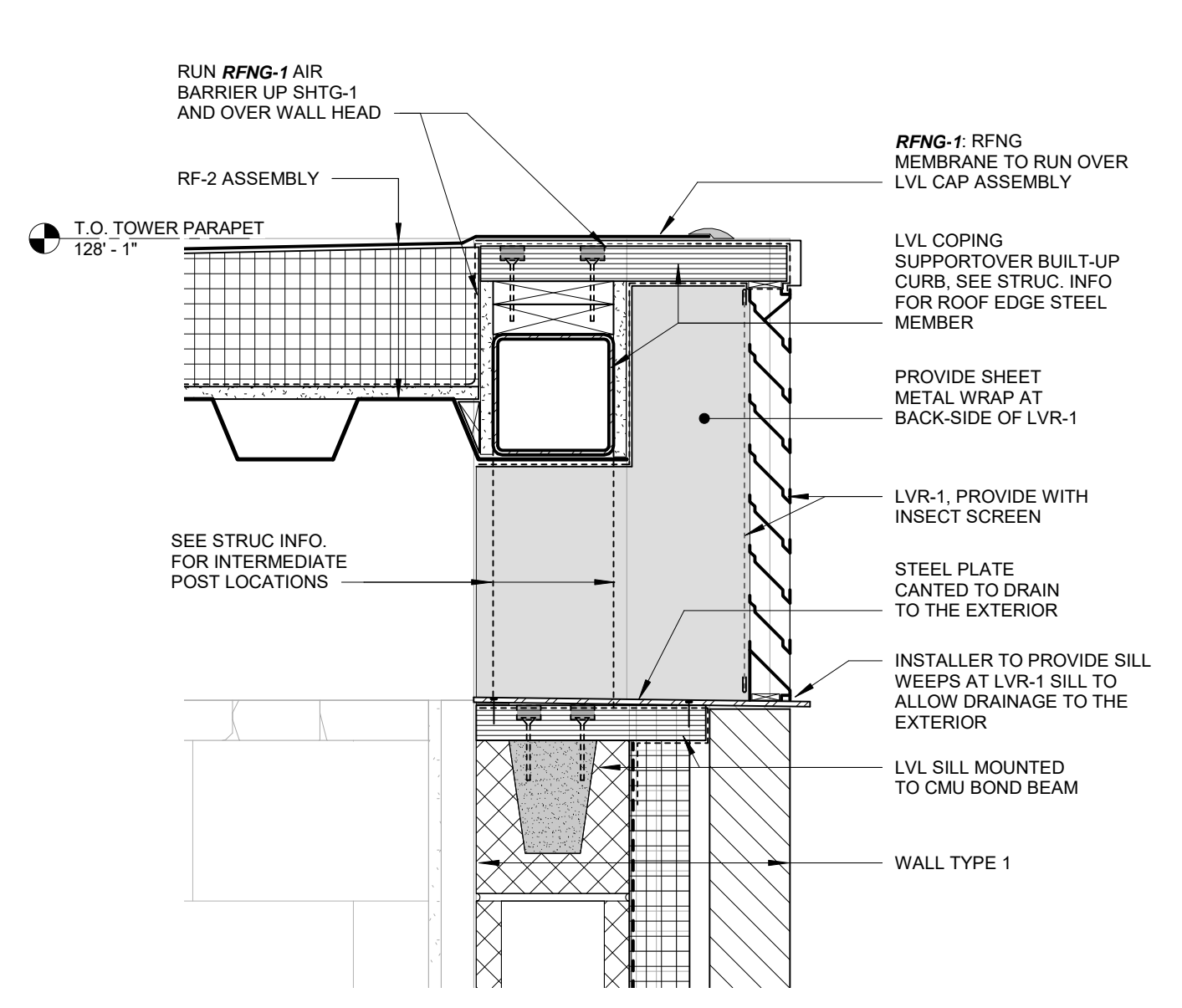
**6 DETAIL SECTION - WDW-1 SILL AT FL-2**  
A351 3" = 1'-0"



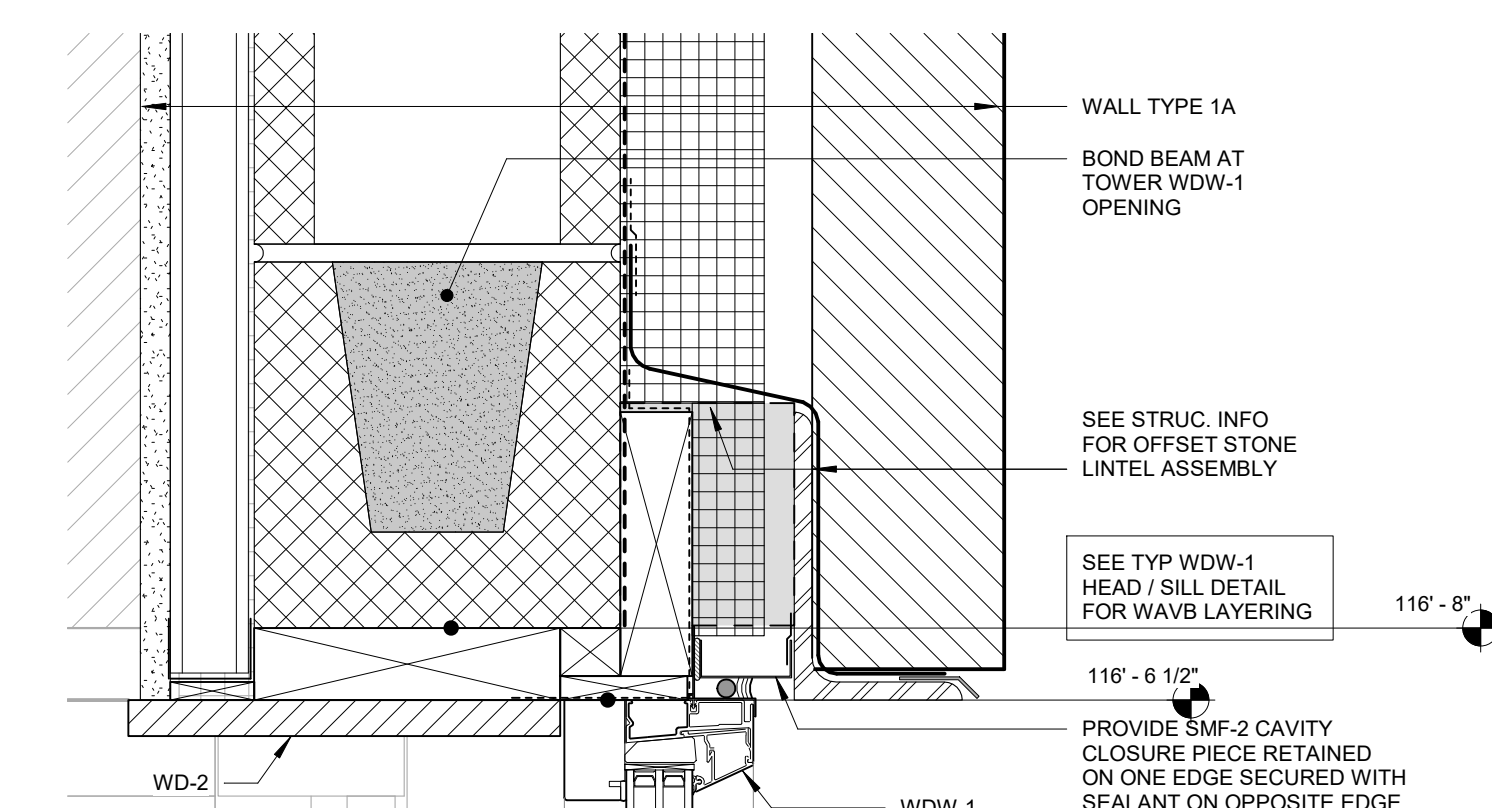
**11 TYP WALL 2 + WALL 4 TRANSITION**  
A351 3" = 1'-0"



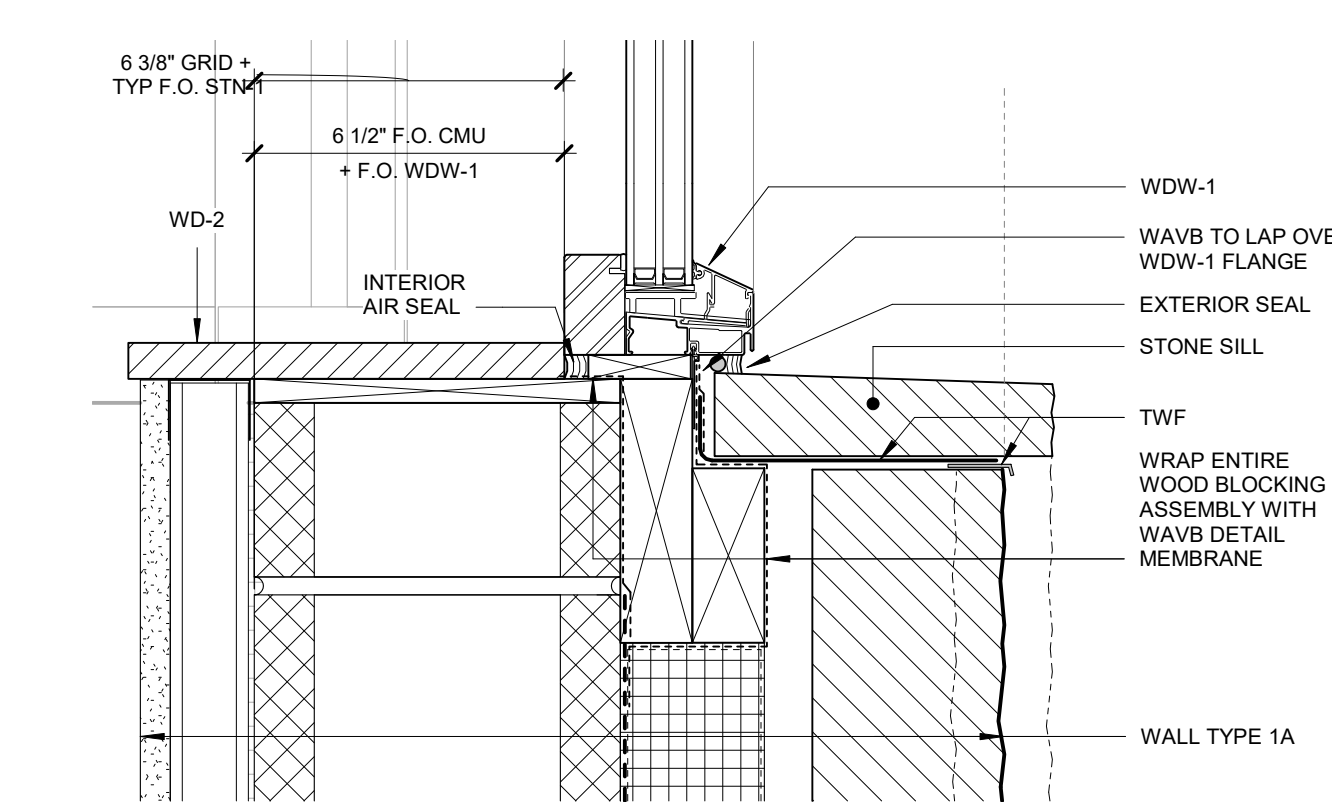
**2 SECTION DETAIL - LOWER TOWER LOBBY - ROOF EDGE**  
A351 3" = 1'-0"



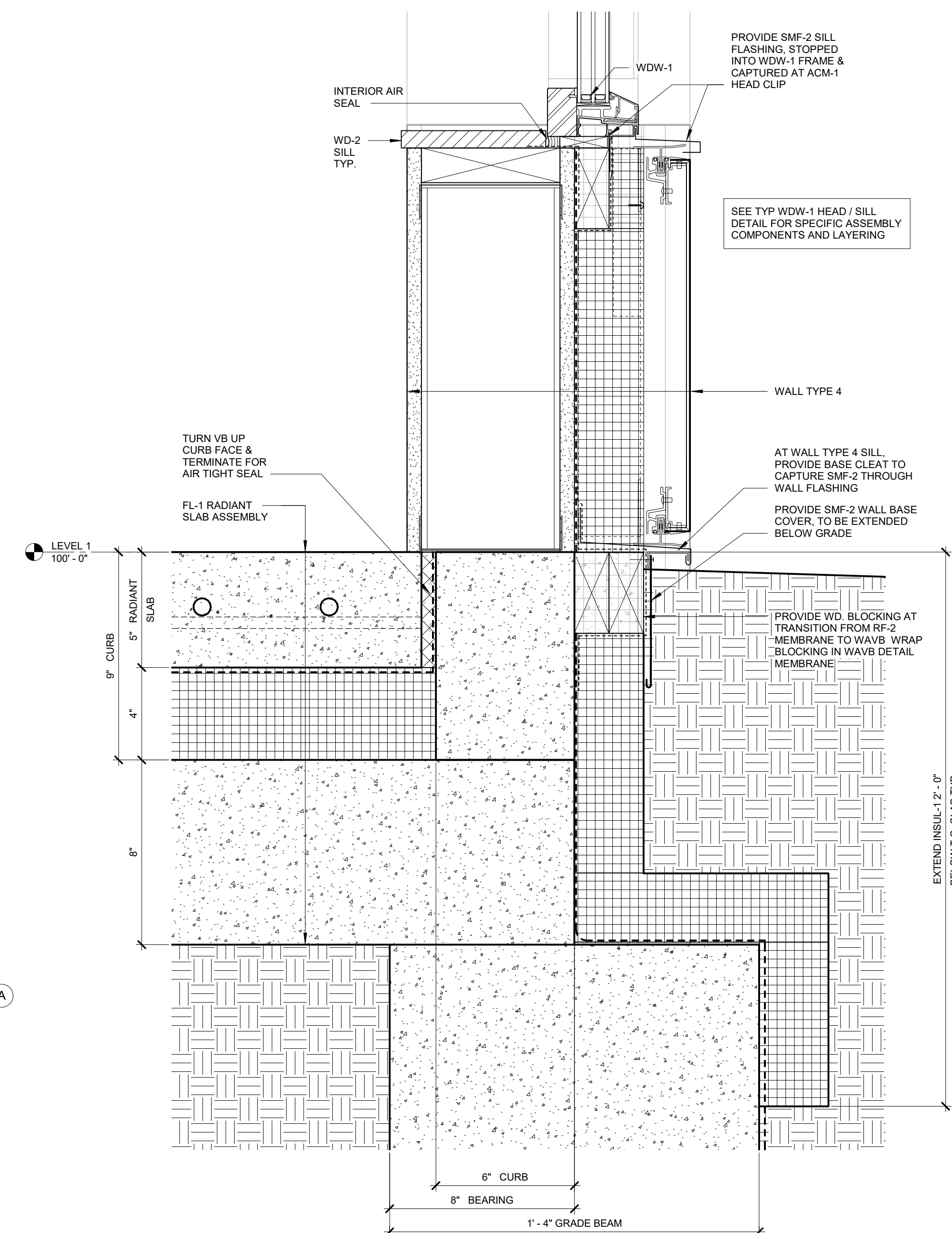
**3 SECTION DETAIL - TOWER WALL AT LVR-1**  
A351 1 1/2" = 1'-0"



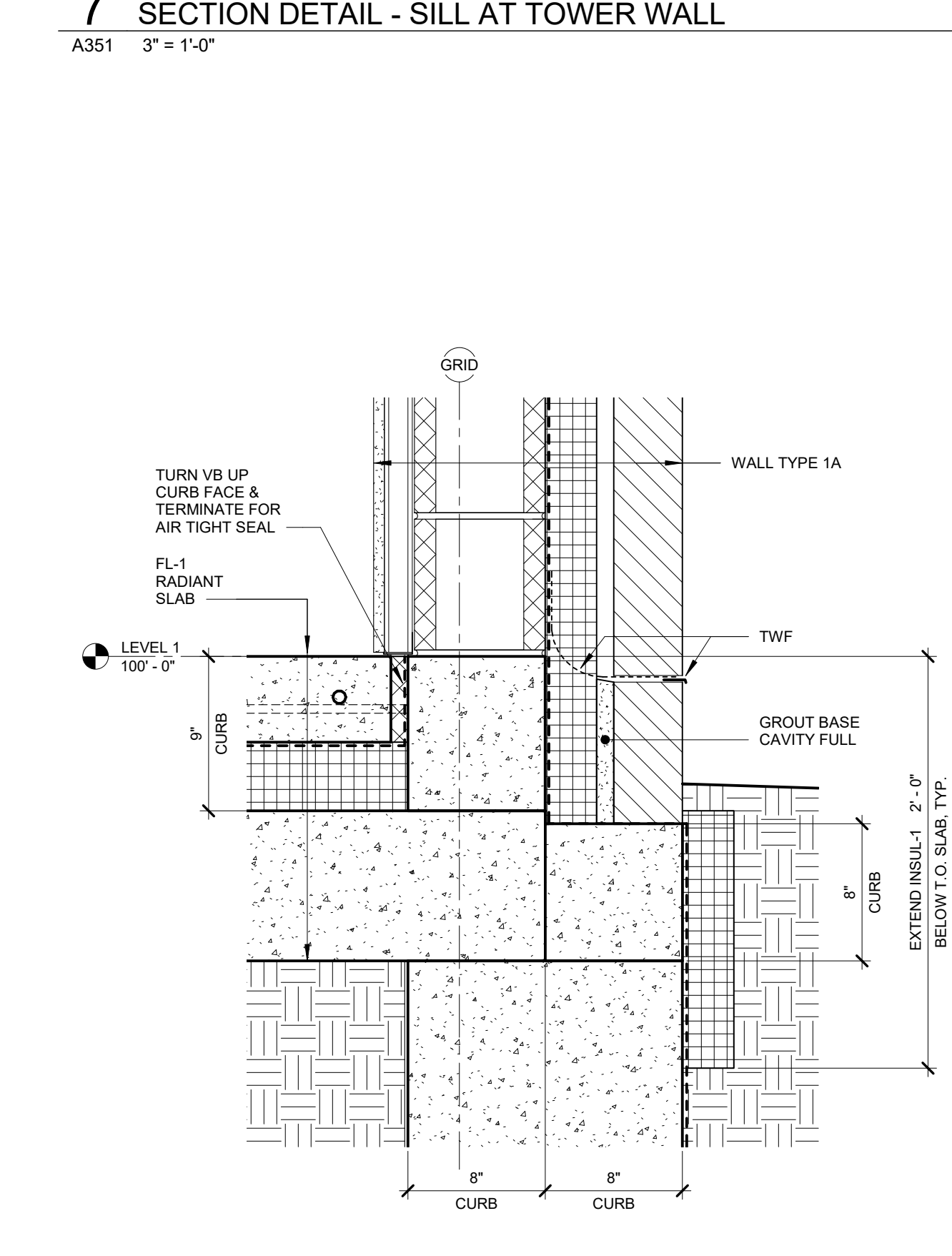
**5 SECTION DETAIL - WDW-1 HEAD AT TOWER WALL**  
A351 3" = 1'-0"



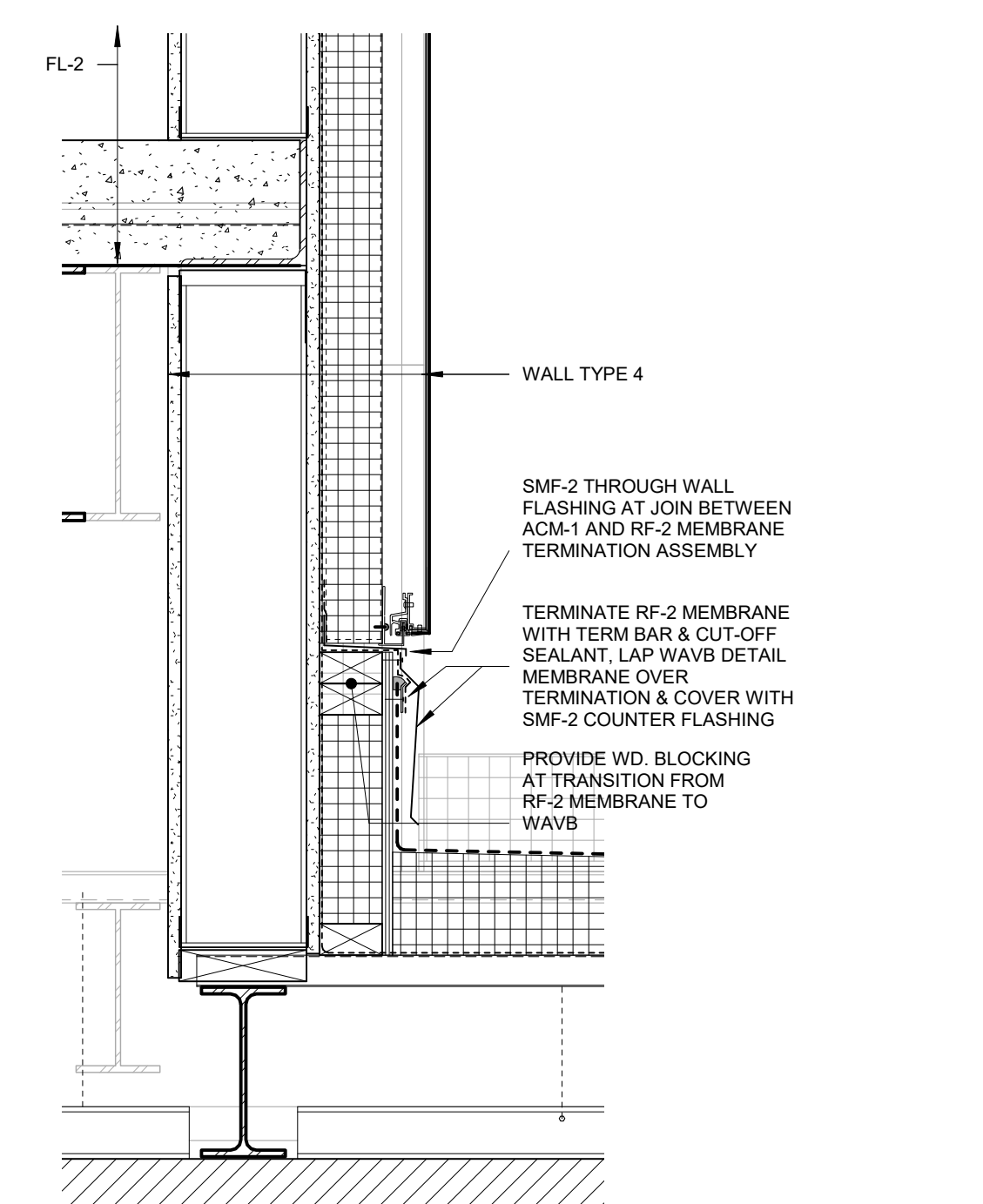
**7 SECTION DETAIL - SILL AT TOWER WALL**  
A351 3" = 1'-0"



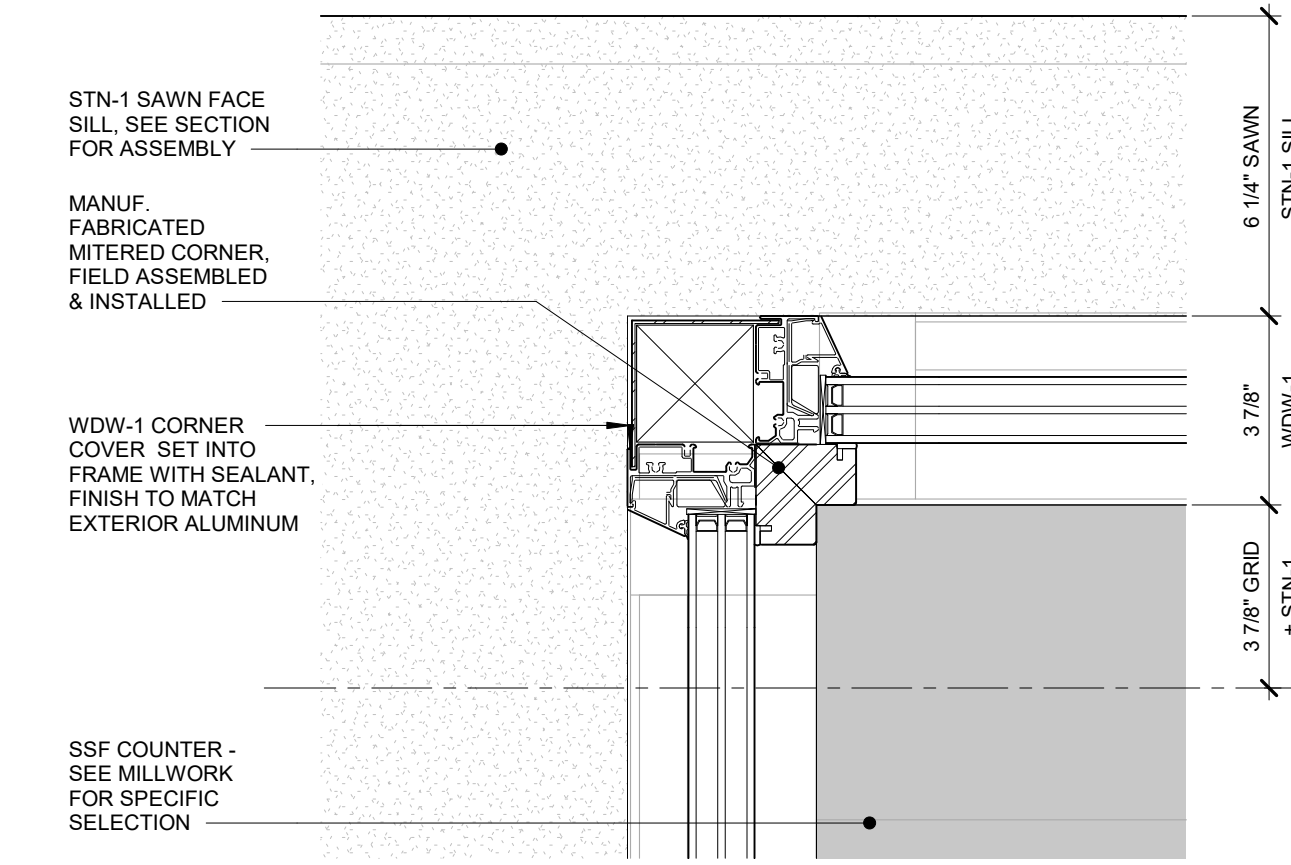
**9 SECTION DETAIL - TOWER LOBBY WALL BASE**  
A351 3" = 1'-0"



**10 SECTION DETAIL - E. WALL AT MECH - BASE**  
A351 1 1/2" = 1'-0"




**8 SECTION DETAIL - TOWER LOBBY TRANSITION TO LVL 1 ROOF**  
A351 1 1/2" = 1'-0"



**14 PLAN DETAIL - WDW-1 CORNER AT CLASSROOM 3**  
A351 3" = 1'-0"

**Olbrich Botanical Gardens  
Expansion Phase 1**  
BPW Project #8162  
3330 Atwood Avenue  
Madison, WI 53704

I hereby certify that this plan, specification or report was prepared by me or under my direct supervision and that I am a duly Licensed Architect under the Laws of the State of Wisconsin, ARCHITECT SEAL



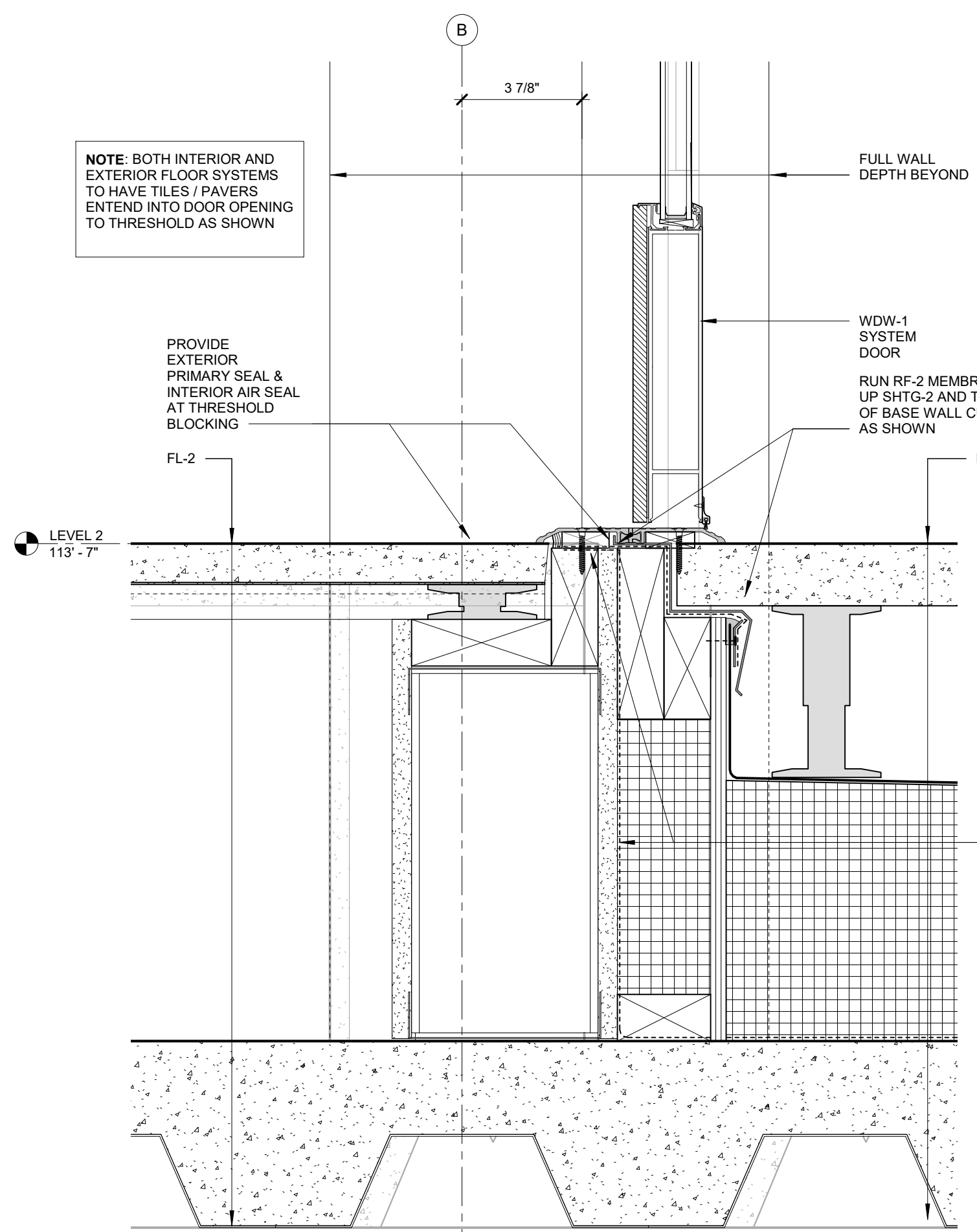
Signature: *Jack Poling*  
Print Name: Jack Poling  
Date: JUNE 4, 2018 License No. A-8984

ISSUE	DATE	DESCRIPTION
	09.29.2017	SCHEMATIC DESIGN SUBMISSION
	12.06.2017	DD PRICING SET
	01.10.2018	DESIGN DEVELOPMENT SUBMISSION
	01.17.2018	LUCC SUBMISSION
	03.30.2018	70% CD PRICING ISSUE
	04.26.2018	PARKING LOT AND SITE PLAN SUBMISSION
	05.04.2018	90% CD SUBMISSION
	06.01.2018	BID ISSUE
	06.04.2018	PERMIT ISSUE

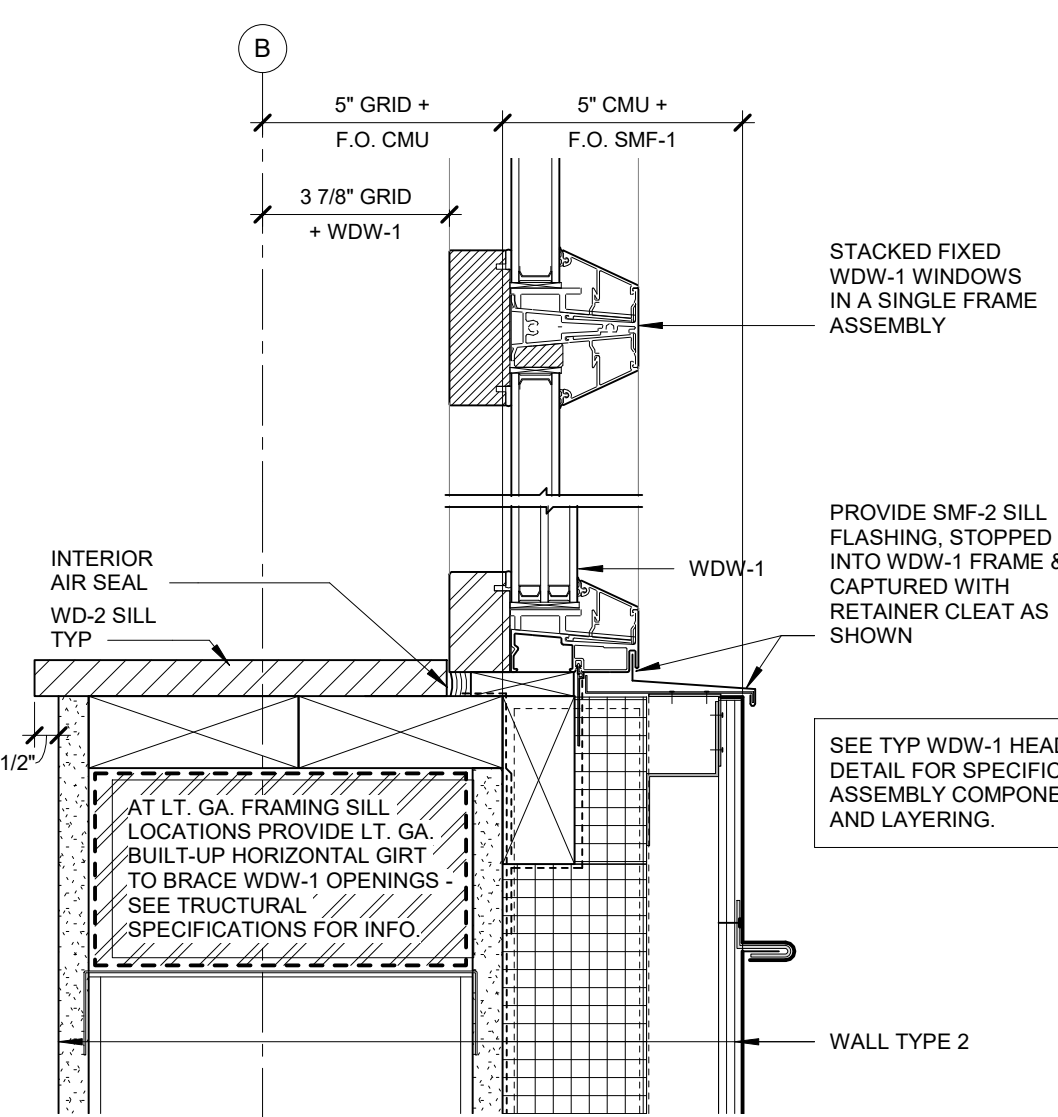
PROJECT NO. 2017016  
PROJECT PHASE BID DOCUMENTS  
DRAWN BY MSR CHECKED BY MSR  
www.msrdesign.com

**EXTERIOR DETAILS**

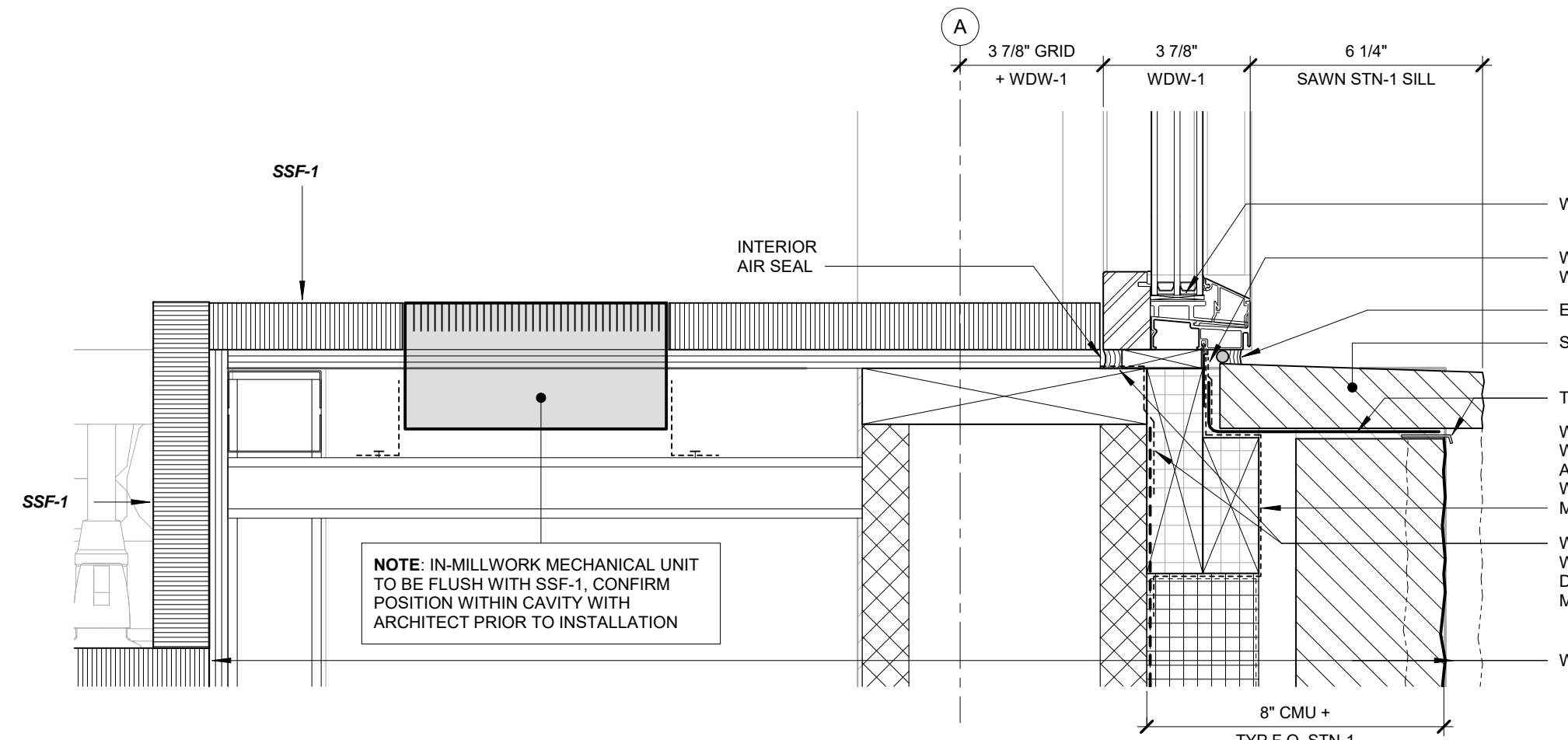
**EXHIBIT F  
A351**



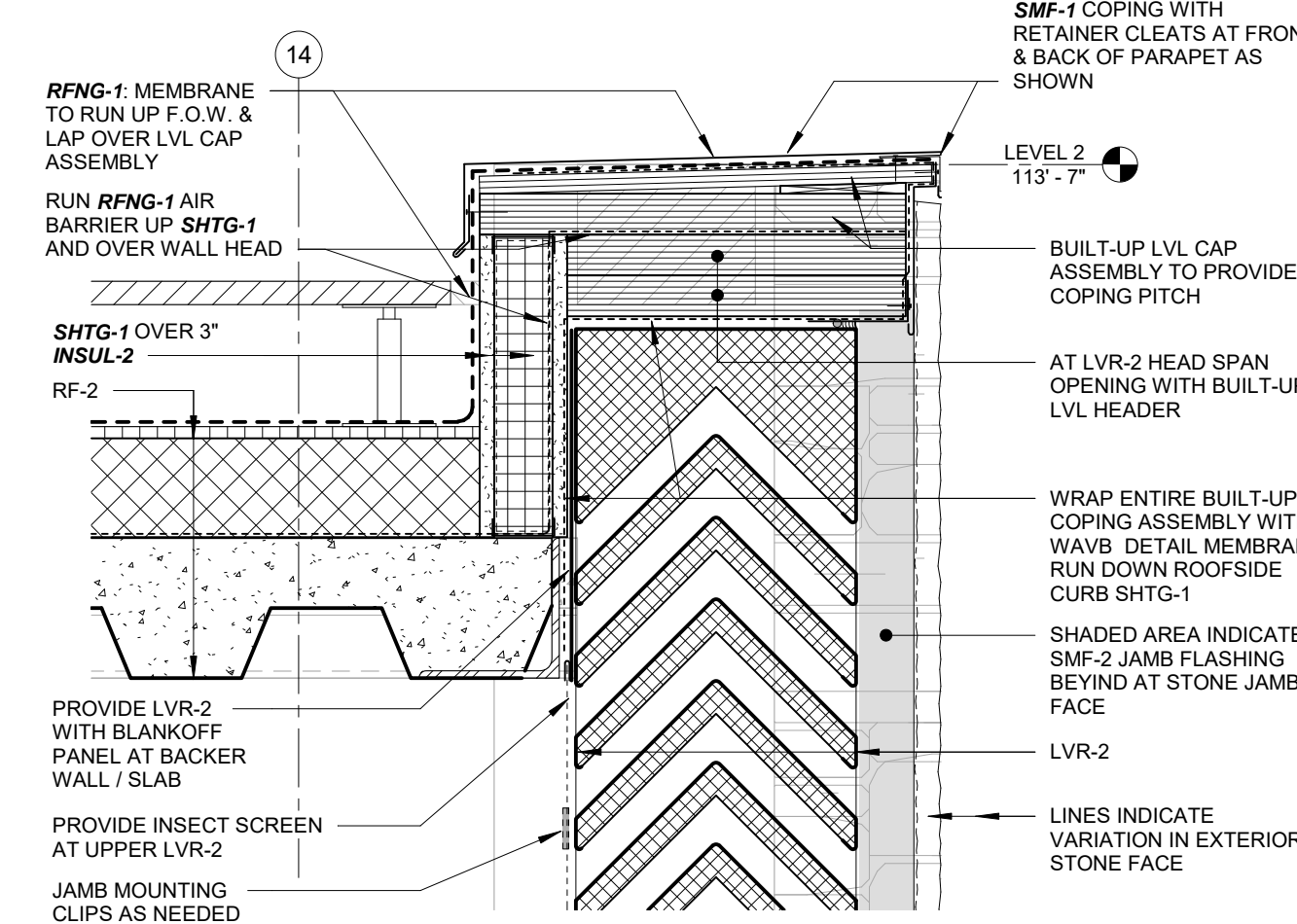
**1 SECTION DETAIL - SILL AT E. WALL ENTRY**  
A352 3" = 1'-0"



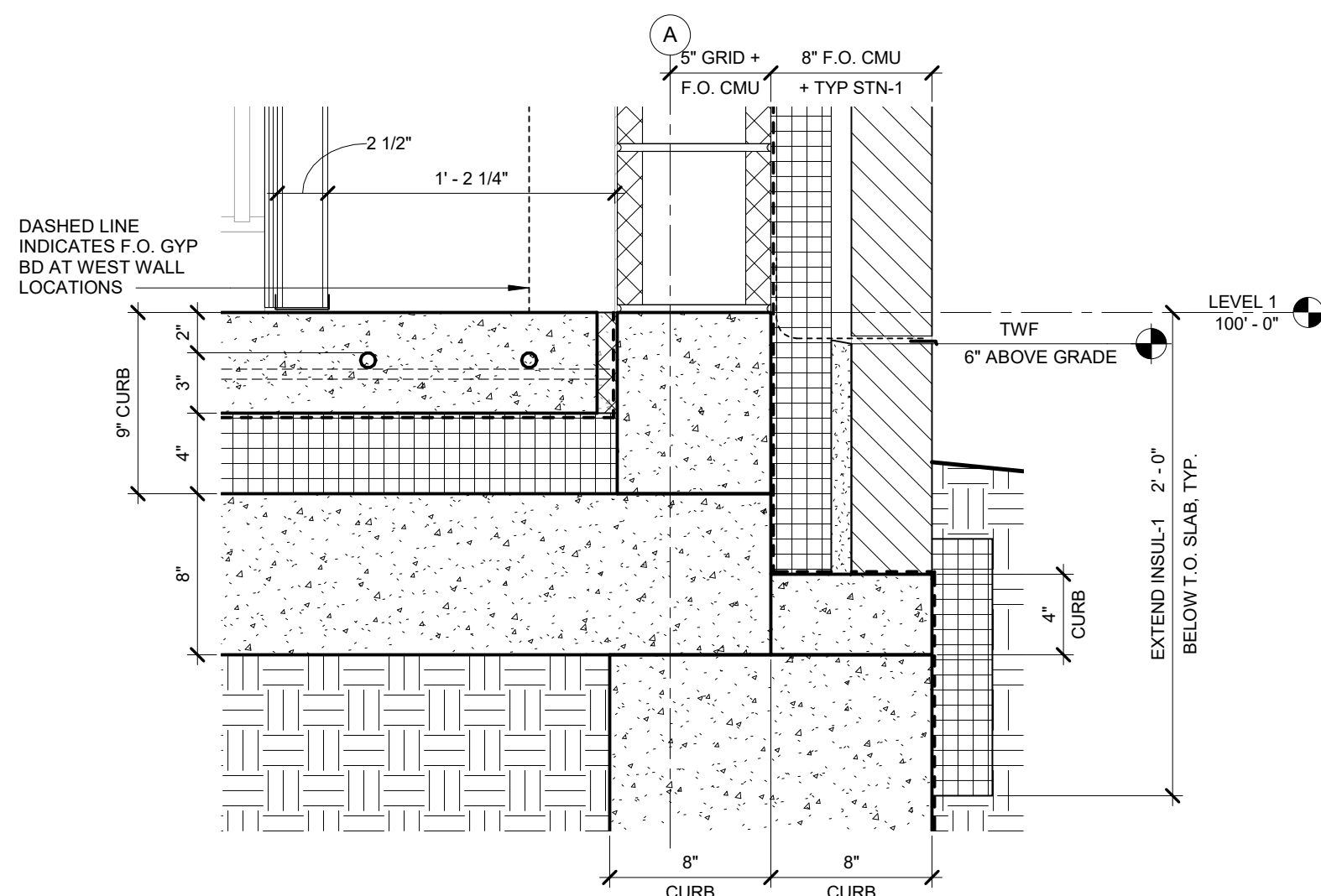
**2 SECTION DETAIL - WDW-1 SILL AT N. WALL**  
A352 3" = 1'-0"



**3 SECTION DETAIL - PARAPET AT E. MECHANICAL WALL**  
A352 1 1/2" = 1'-0"

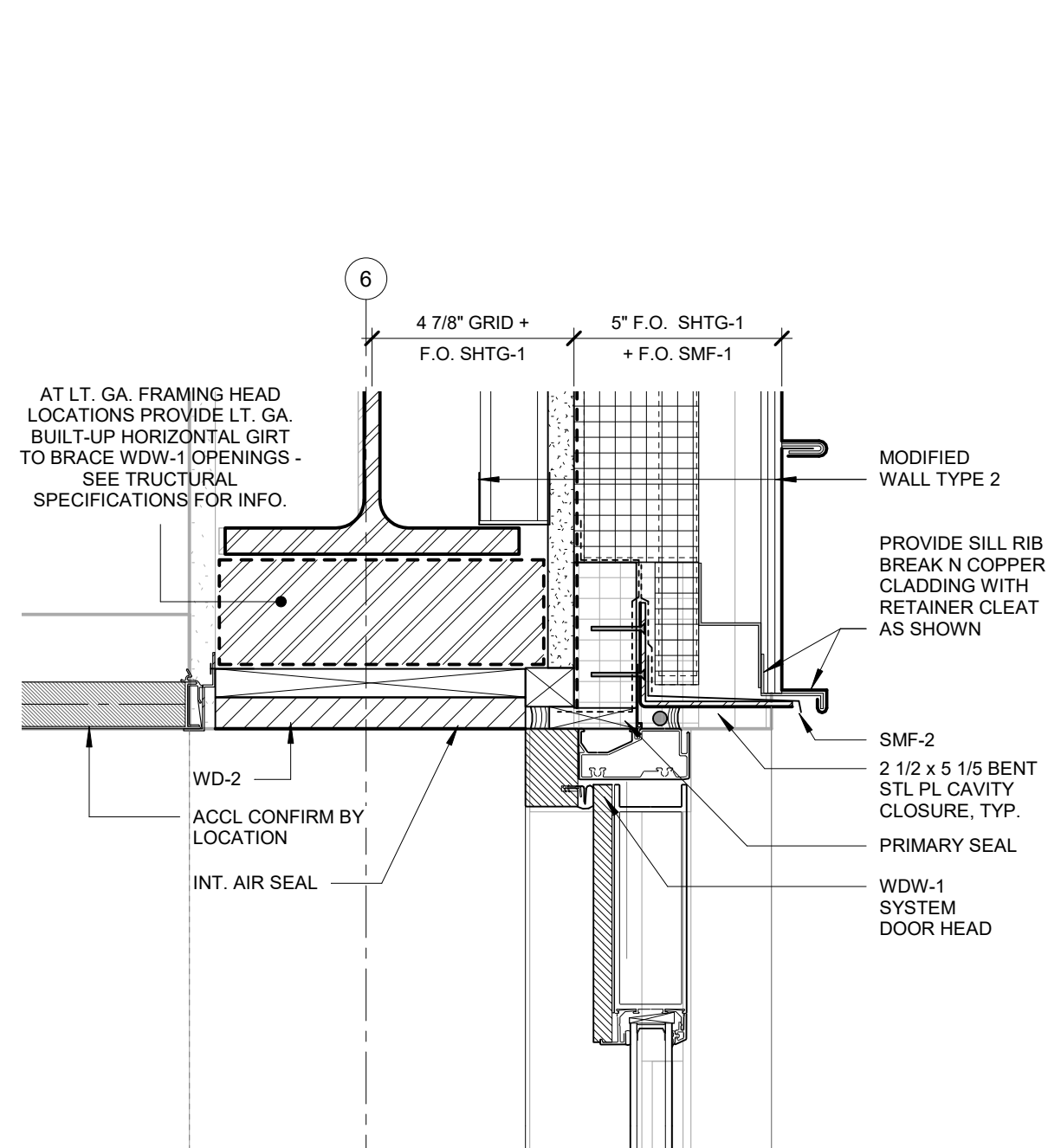


**4 SECTION DETAIL - WDW-1 DEEP SILL / MECH CAVITY AT CLASSROOM**  
A352 3" = 1'-0"



**5 SECTION DETAIL - PARAPET AT LVR-2**  
A352 1 1/2" = 1'-0"

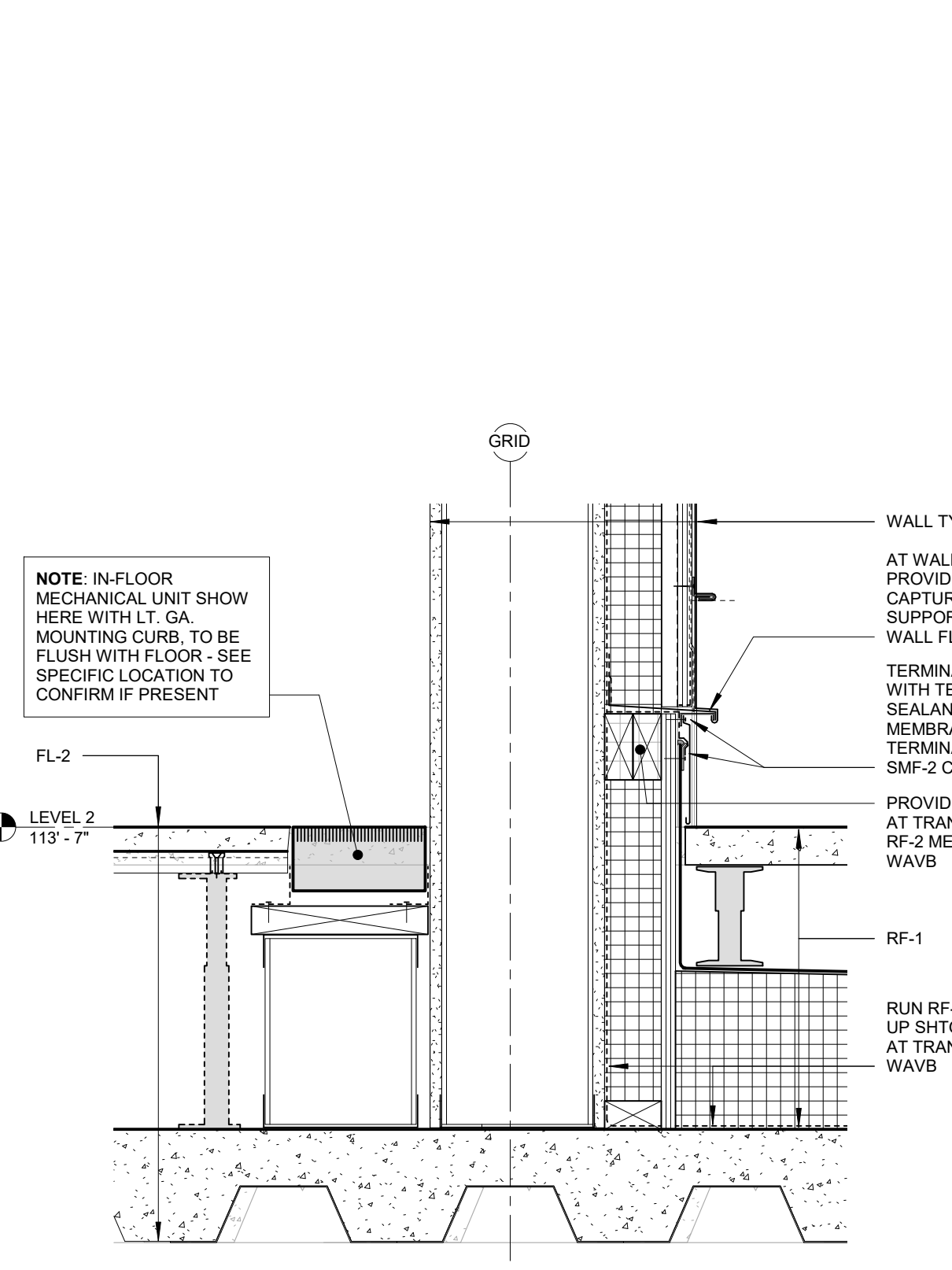
**6 SECTION DETAIL - LVL1 TO LVL2 TRANSITION**  
A352 1 1/2" = 1'-0"



**9 SECTION DETAIL - SILL AT LVR-2**  
A352 1 1/2" = 1'-0"

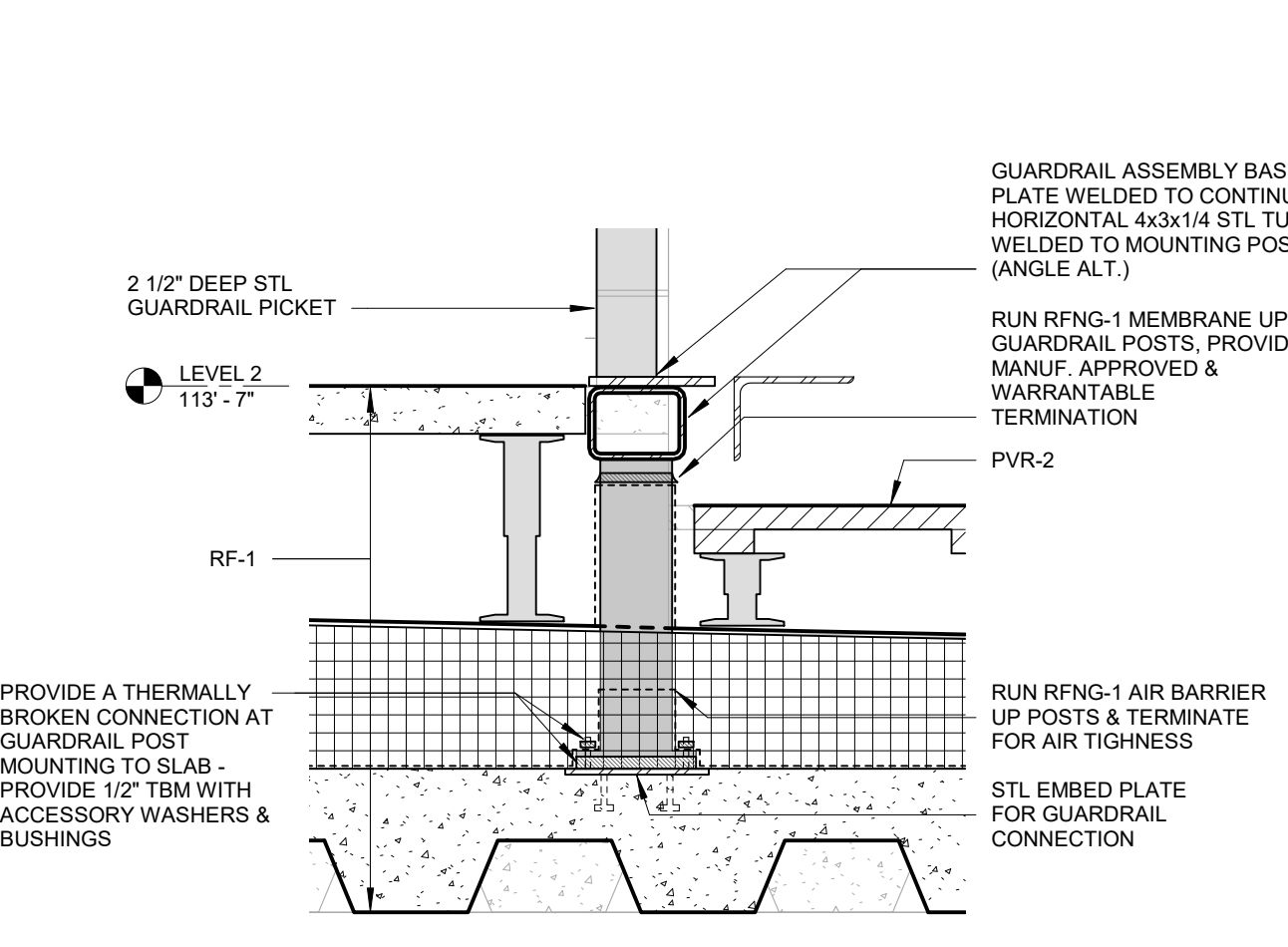
**10 SECTION DETAIL - DOOR HEAD**  
A352 3" = 1'-0"

**7 SECTION DETAIL - STACKED WDW-1 AT CLASSROOM**  
A352 3" = 1'-0"

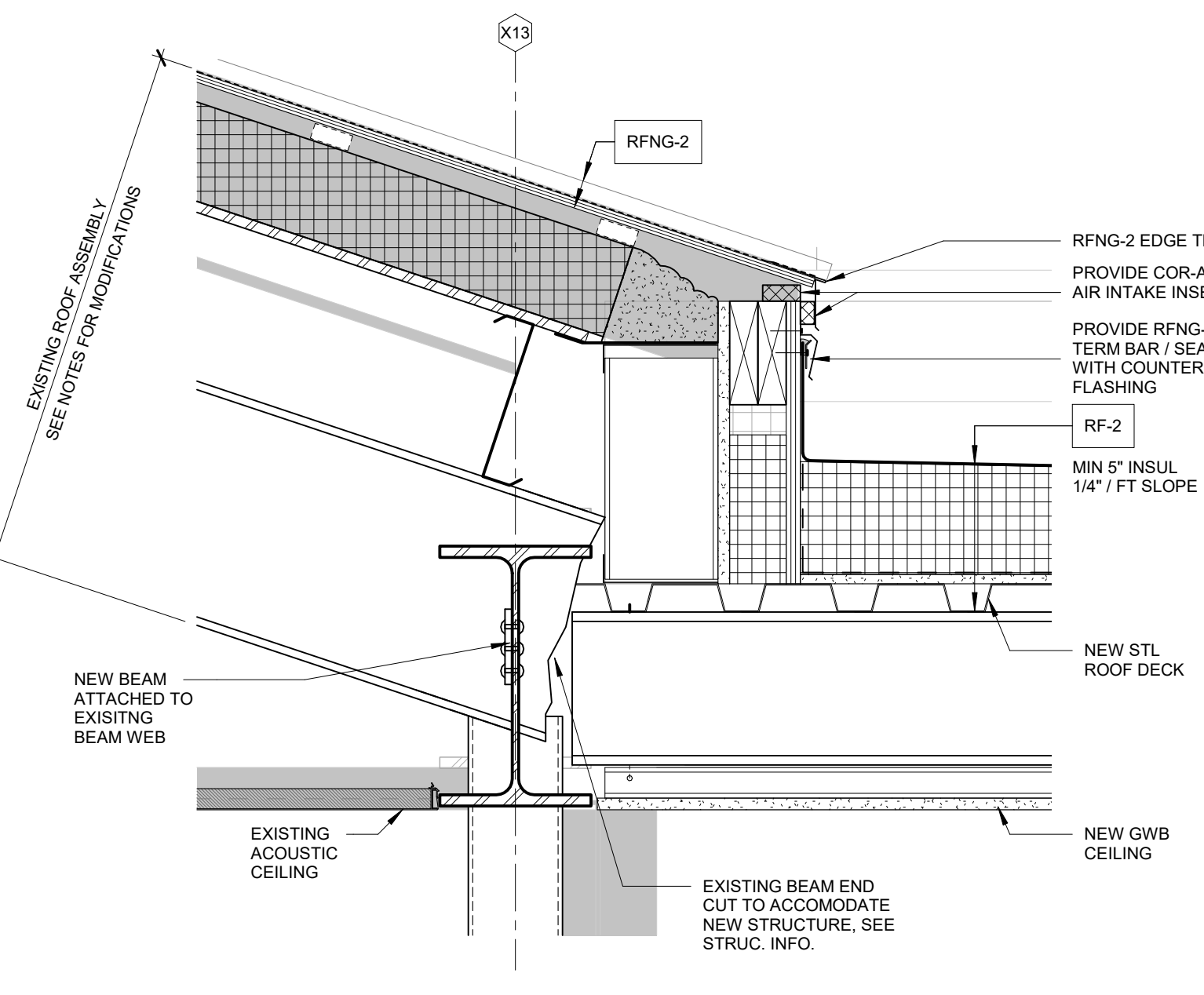


**11 SECTION DETAIL - LEVEL 2 - WALL TYPE 2 BASE**  
A352 1 1/2" = 1'-0"

**8 SECTION DETAIL - E. WALL - BASE**  
A352 1 1/2" = 1'-0"



**12 SECTION DETAIL - RAILING EDGE AT EAST ROOF DECK**  
A352 1 1/2" = 1'-0"



**13 ROOF CONNECTION AT TYPICAL OVERHANG (1992)**  
A352 1 1/2" = 1'-0"



**MSR** 710 South 2nd Street, 8th Floor  
Minneapolis, Minnesota 55401-2282  
Architecture 612.375.0336 tel  
Interiors and Urban Design 612.342.2216 fax  
www.msrdesign.com

Civil Engineer  
**Vierbicher Associates, Inc.**  
889 Foster Drive, Suite 201  
Madison, WI 53717  
608.826.0532 tel

Landscape Architect  
**Ken Saiki Design, Inc.**  
303 South Paterson Street, Suite 1  
Madison, WI 53703  
608.251.3600 tel

Structural Engineer, Technology and AV  
**IMEG Corp.**  
1800 Deming Way, Suite 200  
Madison, WI 53962  
608.223.9500 tel

MEP Engineer  
**MEP Associates, LLC**  
860 Blue Gentian Road, Suite 175  
Eagan, MN 55121  
651.379.9120 tel

Fire Protection Engineer and Code Consultant  
**Summit Fire Consulting**  
575 Minnehaha Ave West  
St. Paul, MN 55103  
651.251.1880 tel

Greenhouse Design  
**Rough Brothers, Inc.**  
5513 Vine Street  
Cincinnati, OH 45217  
513.242.0310 tel

**Olbrich Botanical Gardens**  
Expansion Phase 1  
BPW Project #8162  
3330 Atwood Avenue  
Madison, WI 53704

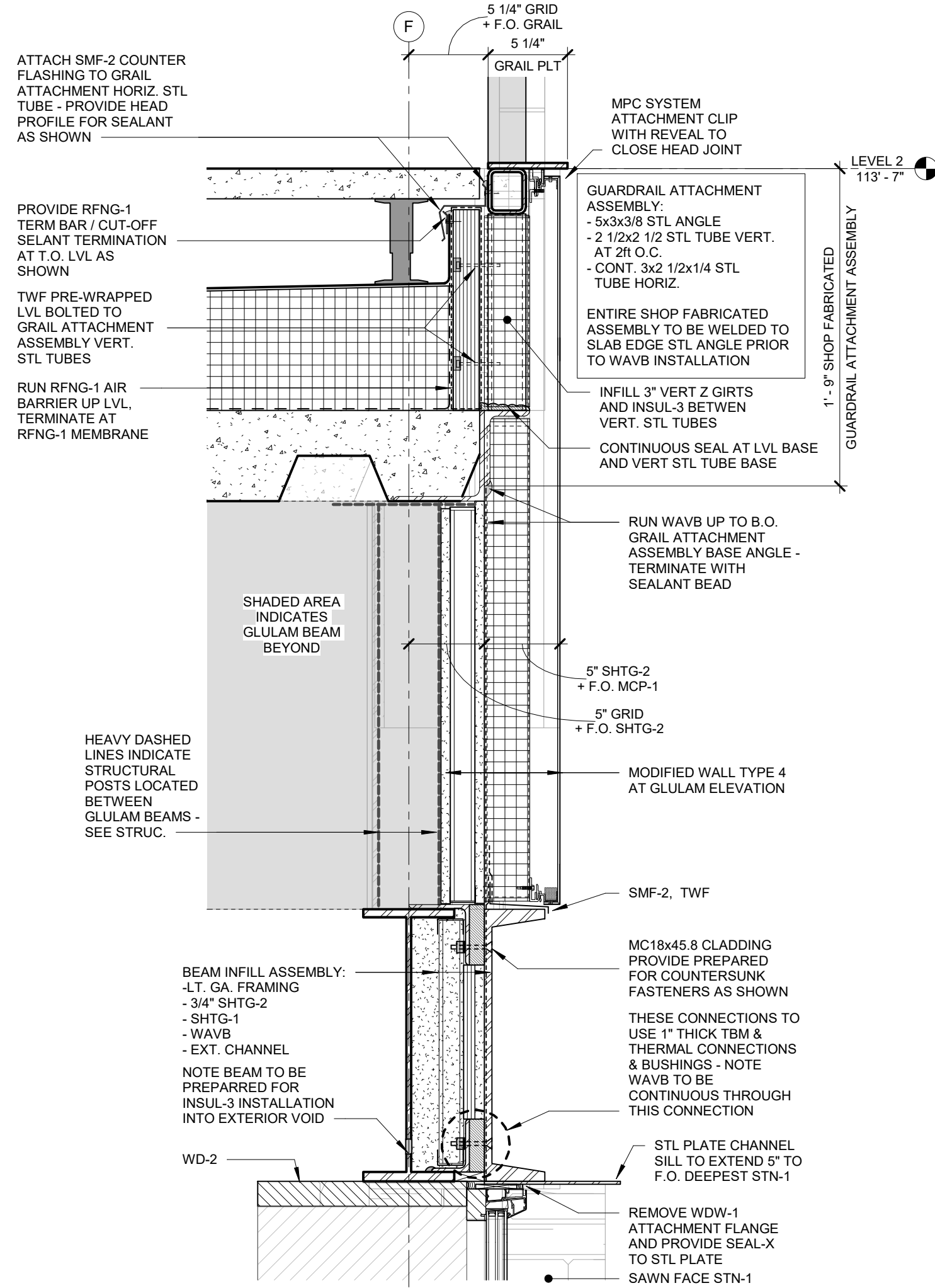
I hereby certify that this plan, specification or report was prepared by me or under my direct supervision and that I am a duly Licensed Architect under the Laws of the State of Wisconsin.  
ARCHITECT SEAL

Signature: *Jack Poling*  
Print Name: Jack Poling  
Date: JUNE 4, 2018 License No. A-8984

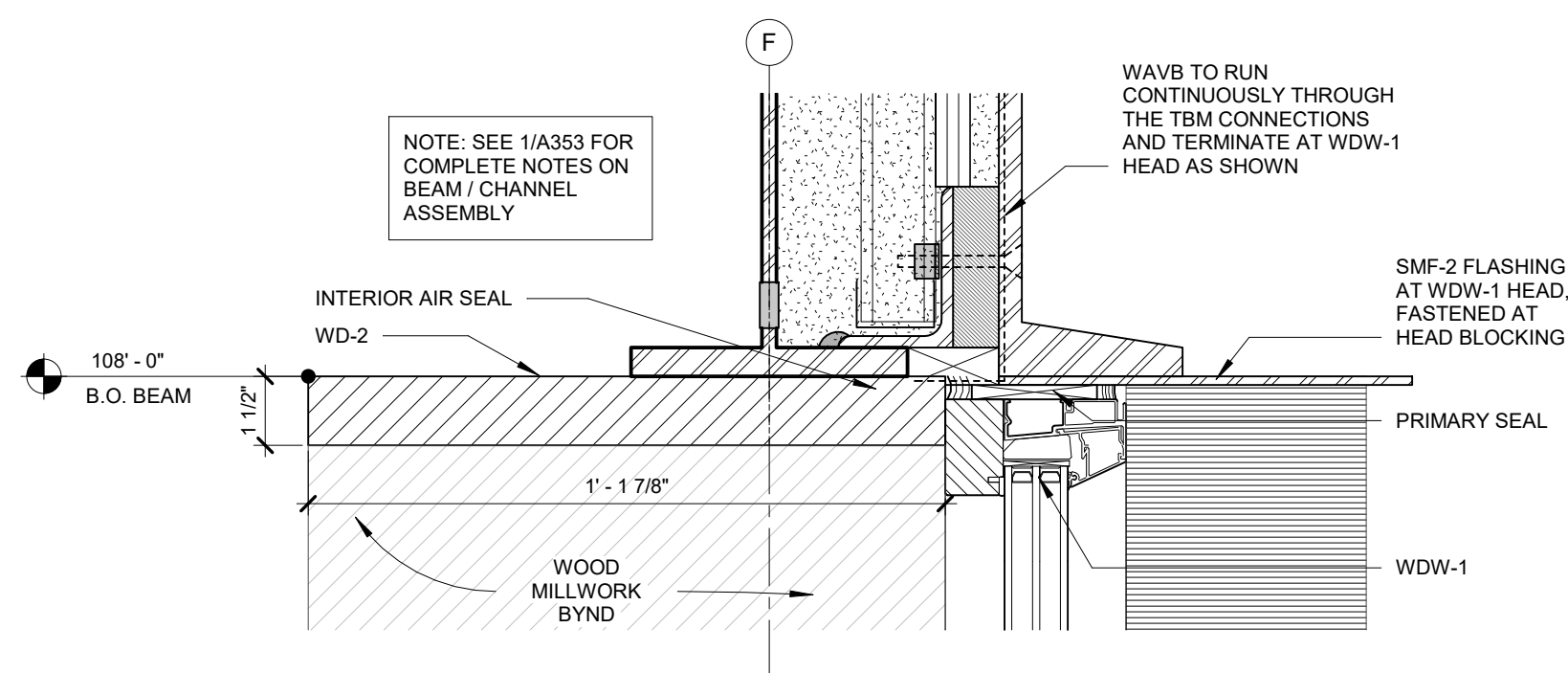
ISSUE	MARK	DATE	DESCRIPTION
		09.29.2017	SCHEMATIC DESIGN SUBMISSION
		12.06.2017	DD PRICING SET
		01.10.2018	DESIGN DEVELOPMENT SUBMISSION
		01.17.2018	LDC SUBMISSION
		03.30.2018	70% CD PRICING ISSUE
		04.04.2018	PARKING LOT AND SITE PLAN SUBMISSION
		05.04.2018	90% CD SUBMISSION
		06.01.2018	BID ISSUE
		06.04.2018	PERMIT ISSUE

PROJECT NO. 2017016  
PROJECT PHASE BID DOCUMENTS  
DRAWN BY MSR CHECKED BY MSR  
www.msrdesign.com

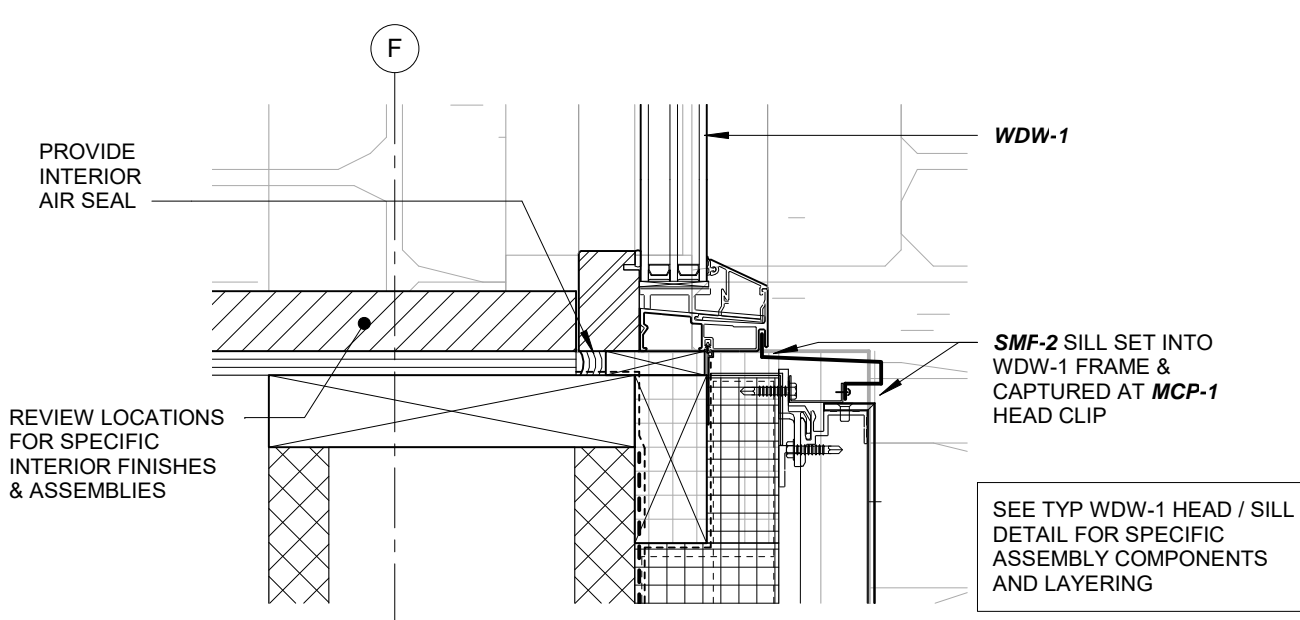
**EXTERIOR DETAILS**  
**EXHIBIT F**  
**A352**



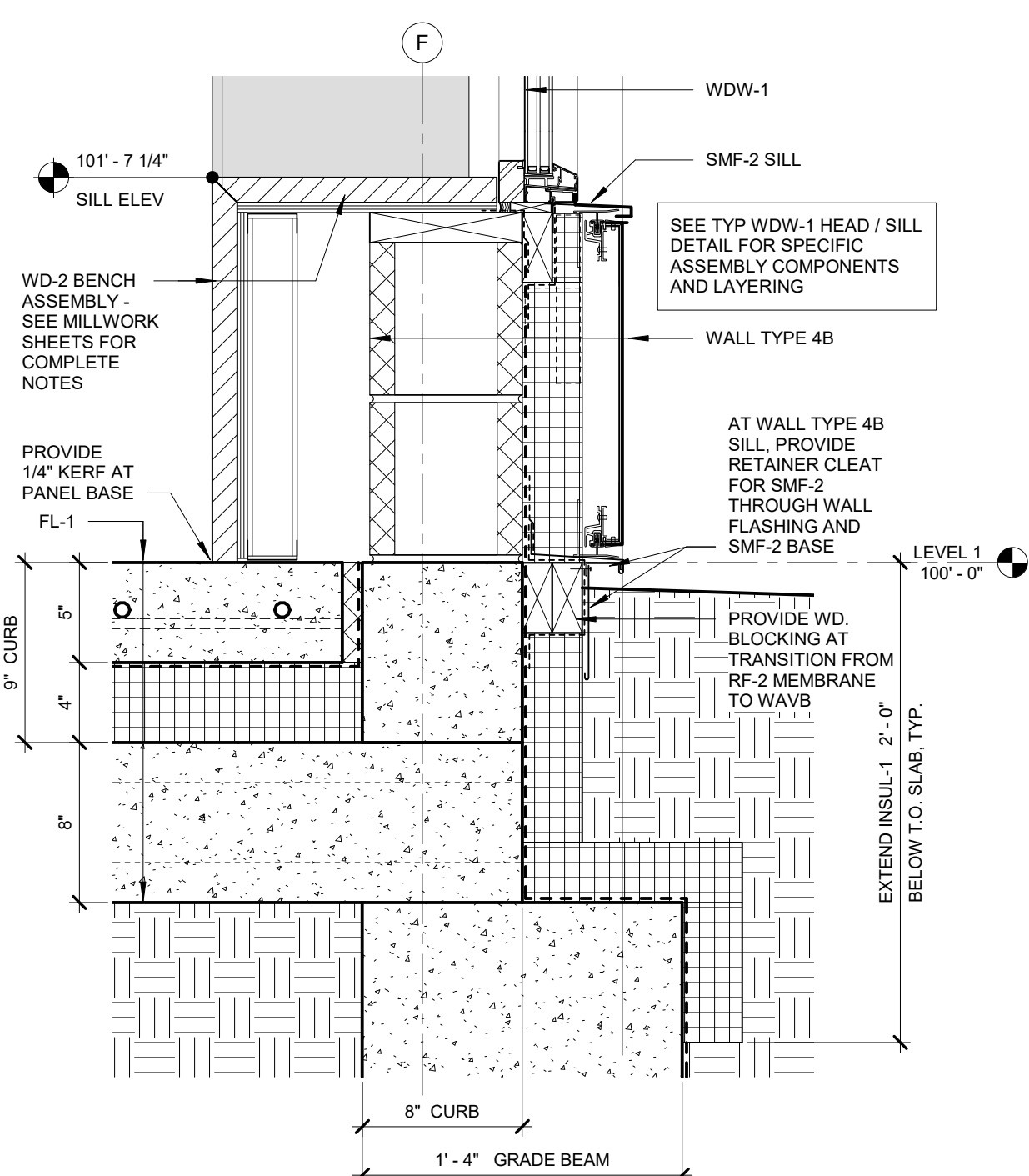
**1 SECTION DETAIL - LVL1 TO LVL 2 TERRACE TRANSITION**  
A353 1 1/2" = 1'-0"



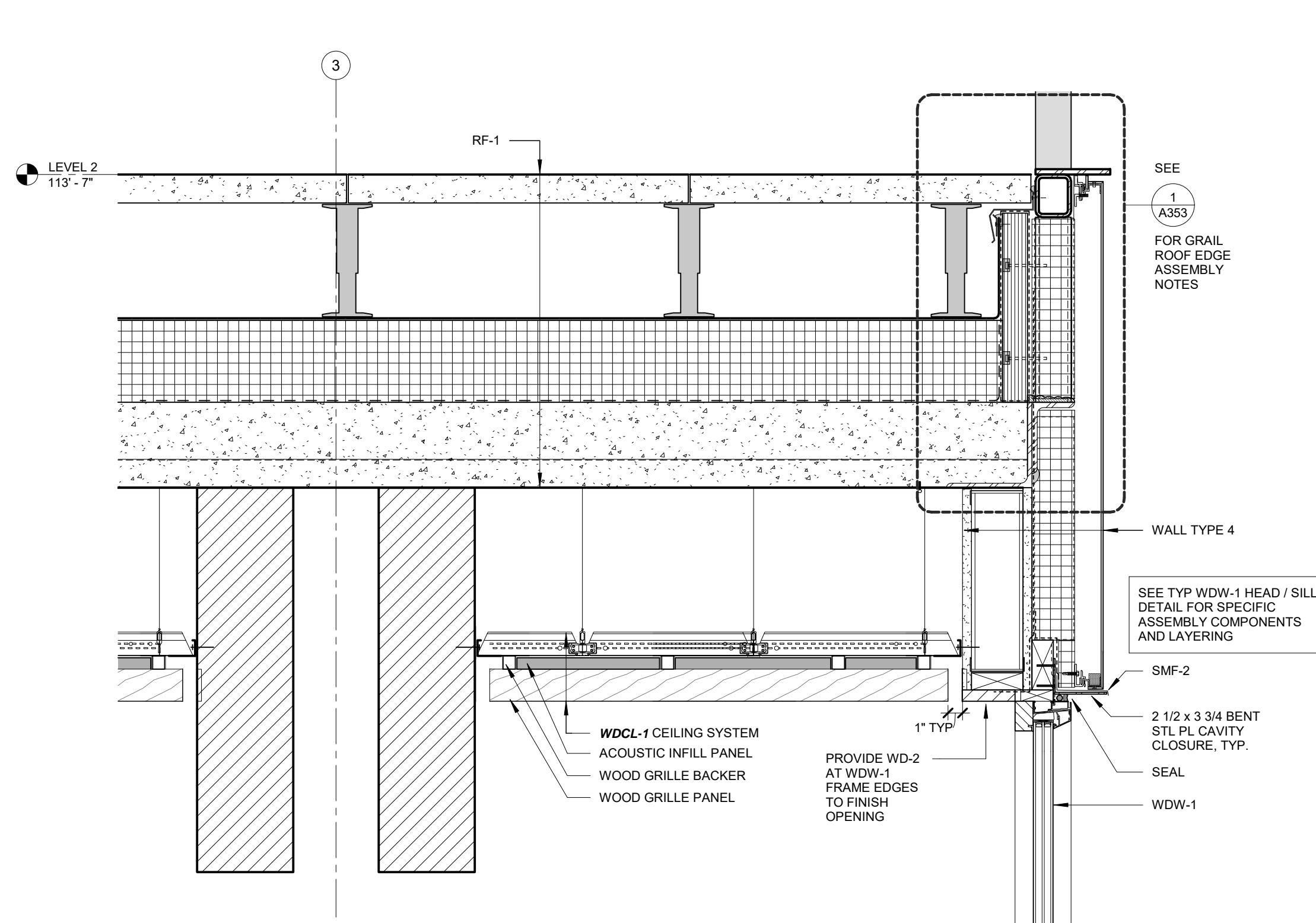
**4 SECTION DETAIL - WDW-1 HEAD AT E. WALL BEAM**  
A353 3" = 1'-0"



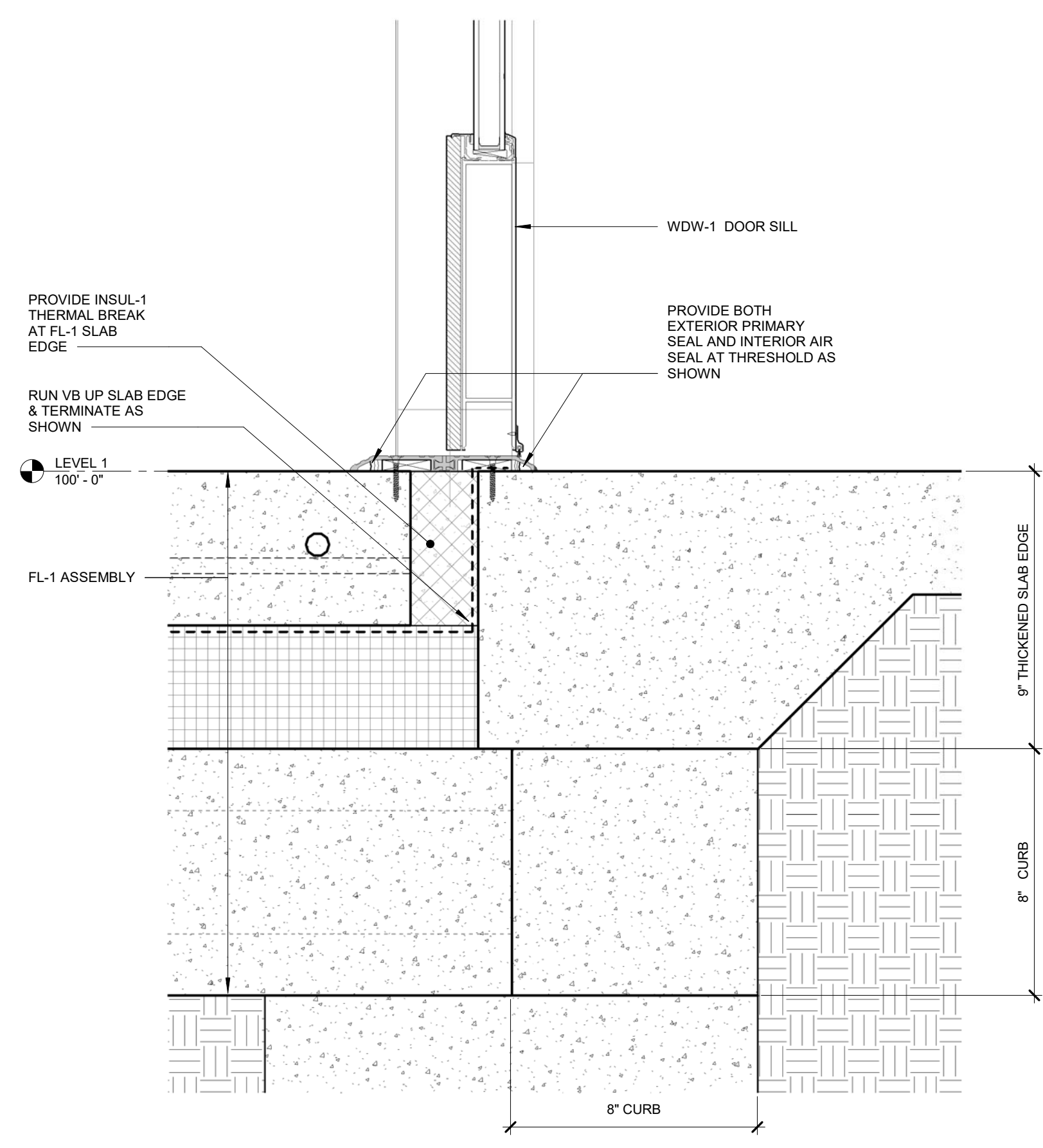
**6 DETAIL SECTION - W. WALL WDW-1 / WALL TYPE 4B - SILL**  
A353 3" = 1'-0"



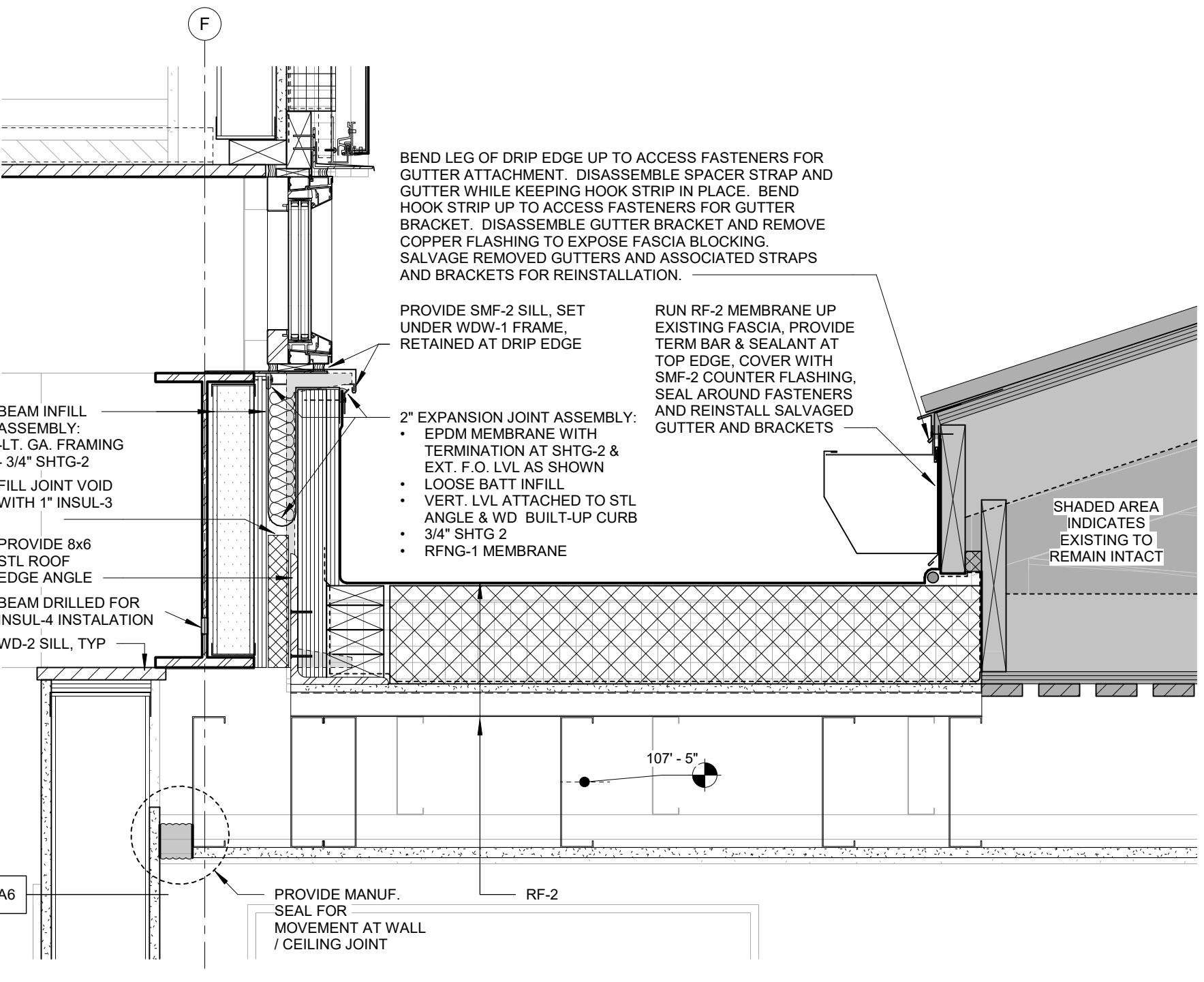
**10 SECTION DETAIL - W. WALL - BASE**  
A353 1 1/2" = 1'-0"



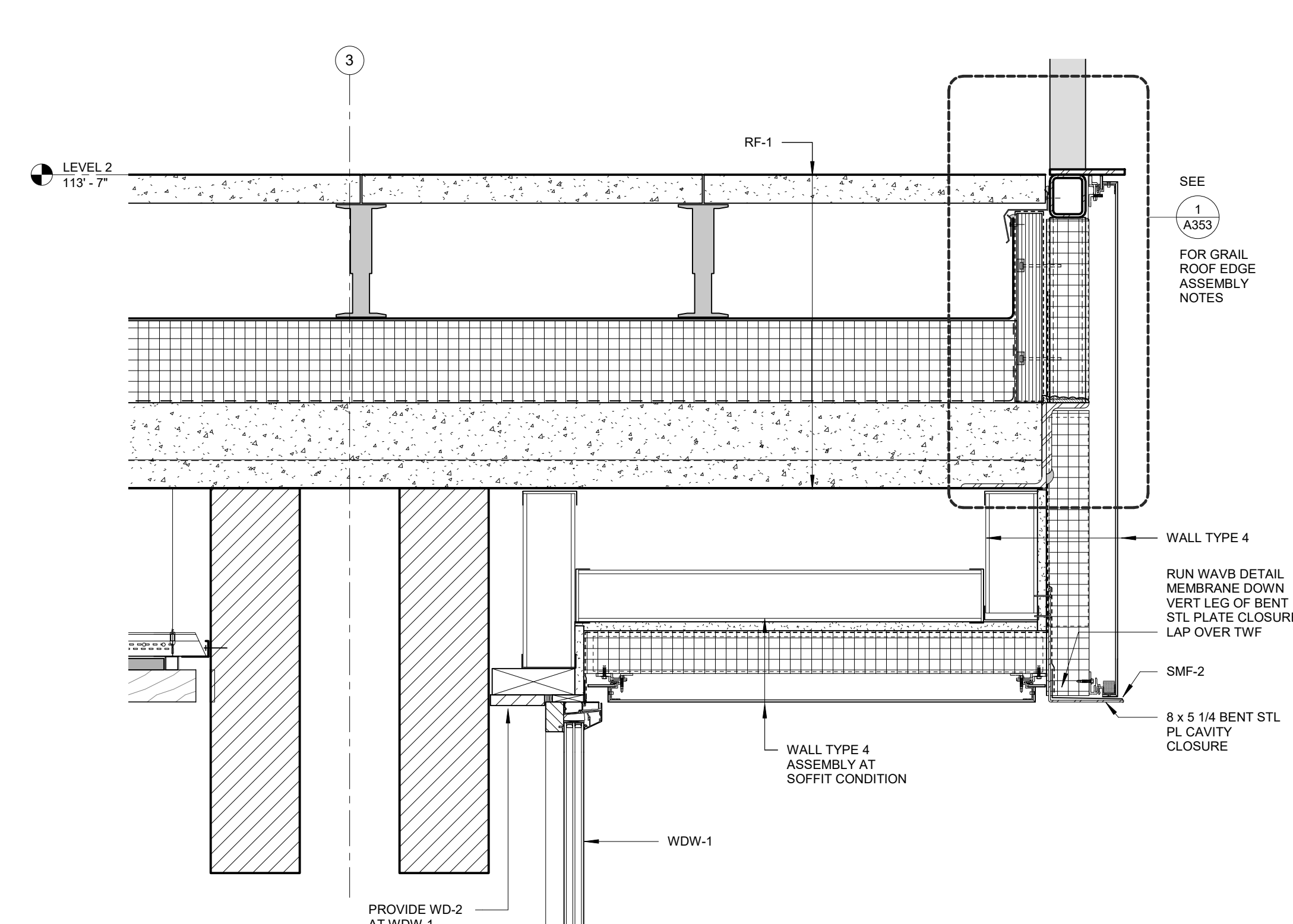
**2 SECTION DETAIL - ROOF EDGE AT OUTDOOR CLASSROOM**  
A353 1 1/2" = 1'-0"



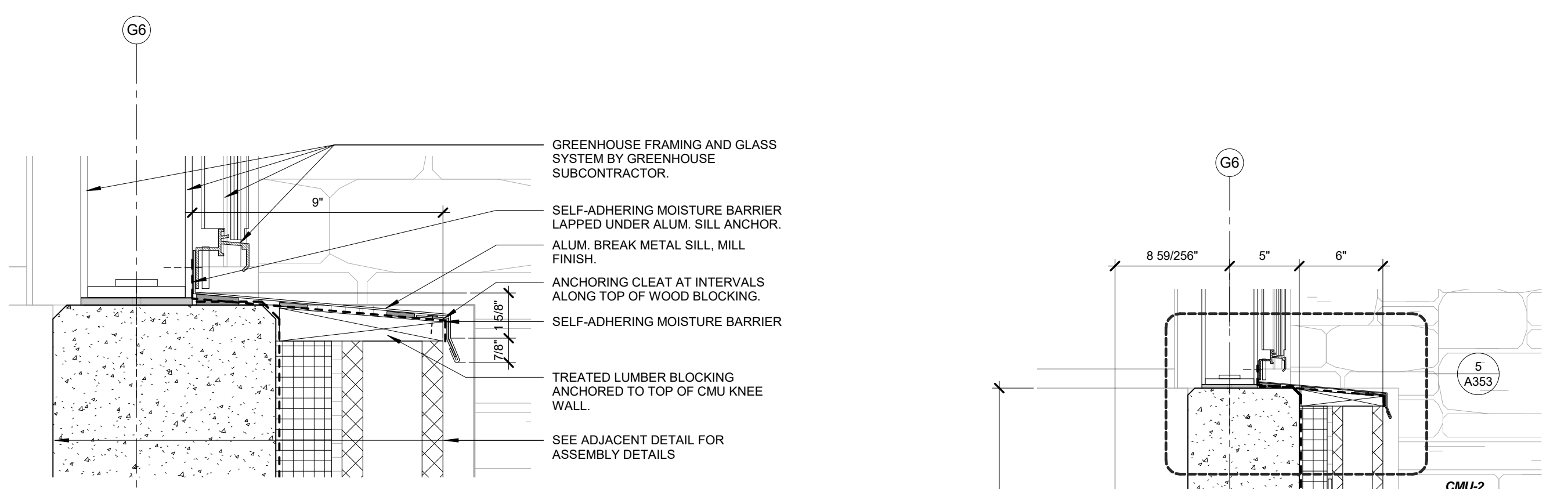
**7 SECTION DETAIL - WDW-1 SYSTEM DOOR SILL AT OUTDOOR CLASSROOM**  
A353 3" = 1'-0"



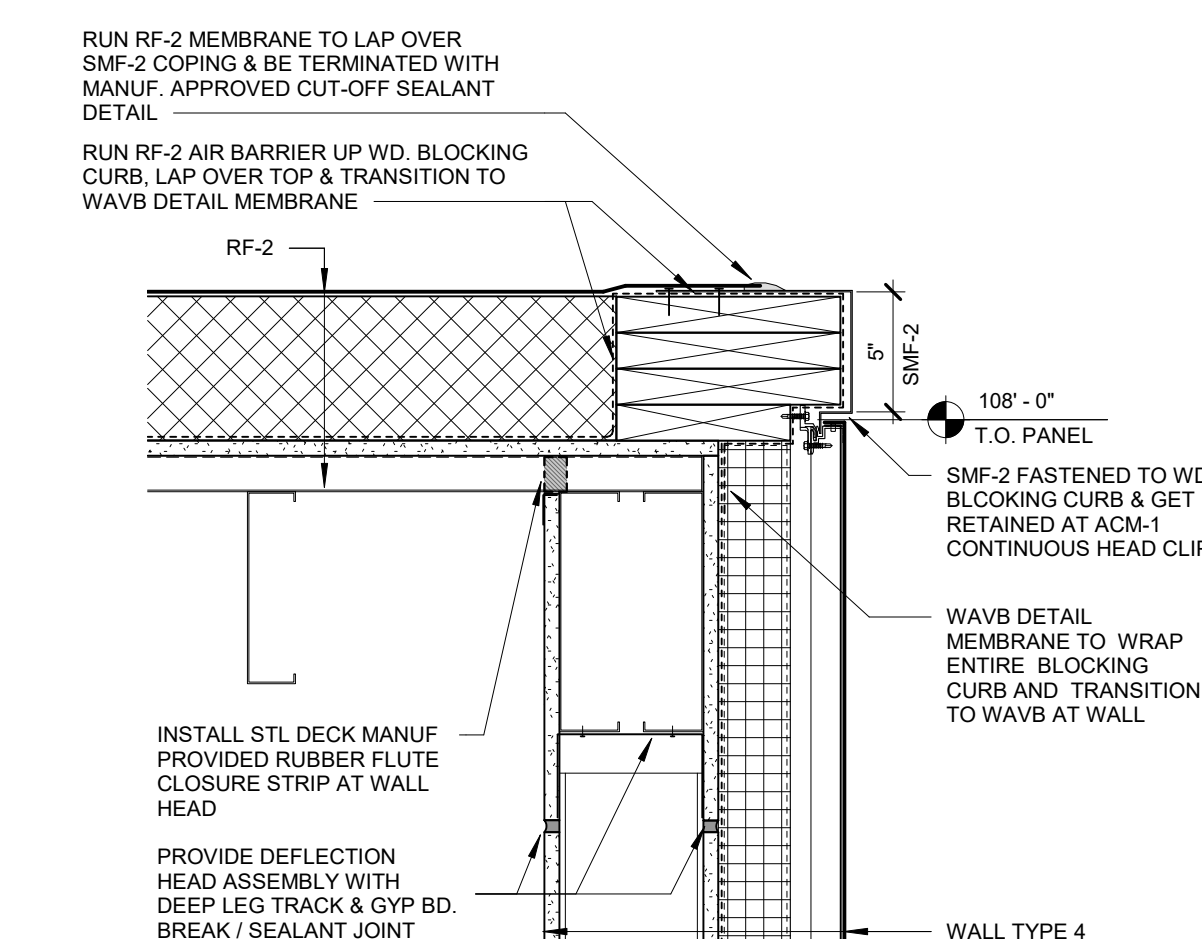
**11 SECTION DETAIL - ROOF AT LINK TO EDUCATION BLDG**  
A353 1 1/2" = 1'-0"



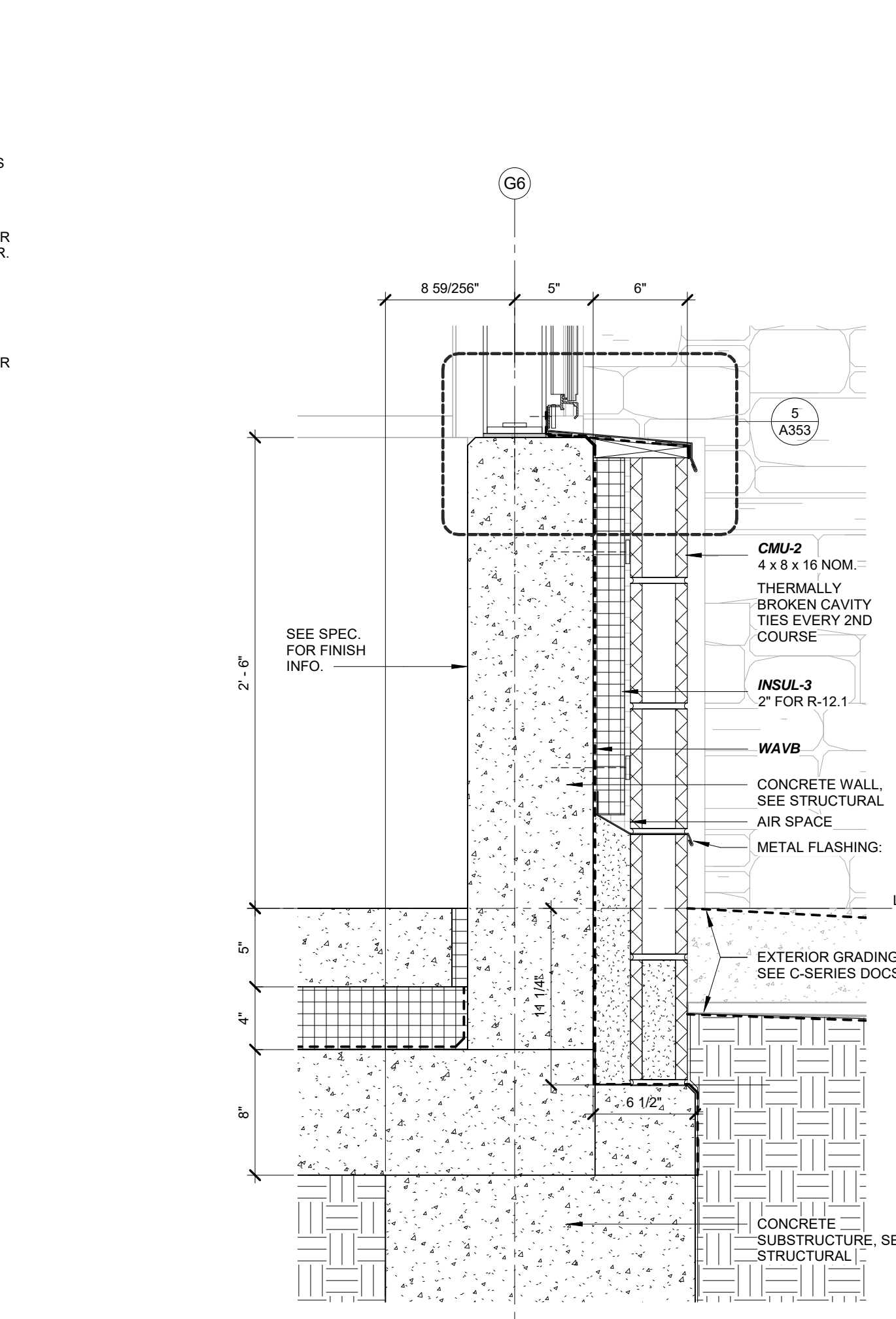
**3 SECTION DETAIL - DOOR 110 - HEAD ASSEMBLY**  
A353 1 1/2" = 1'-0"



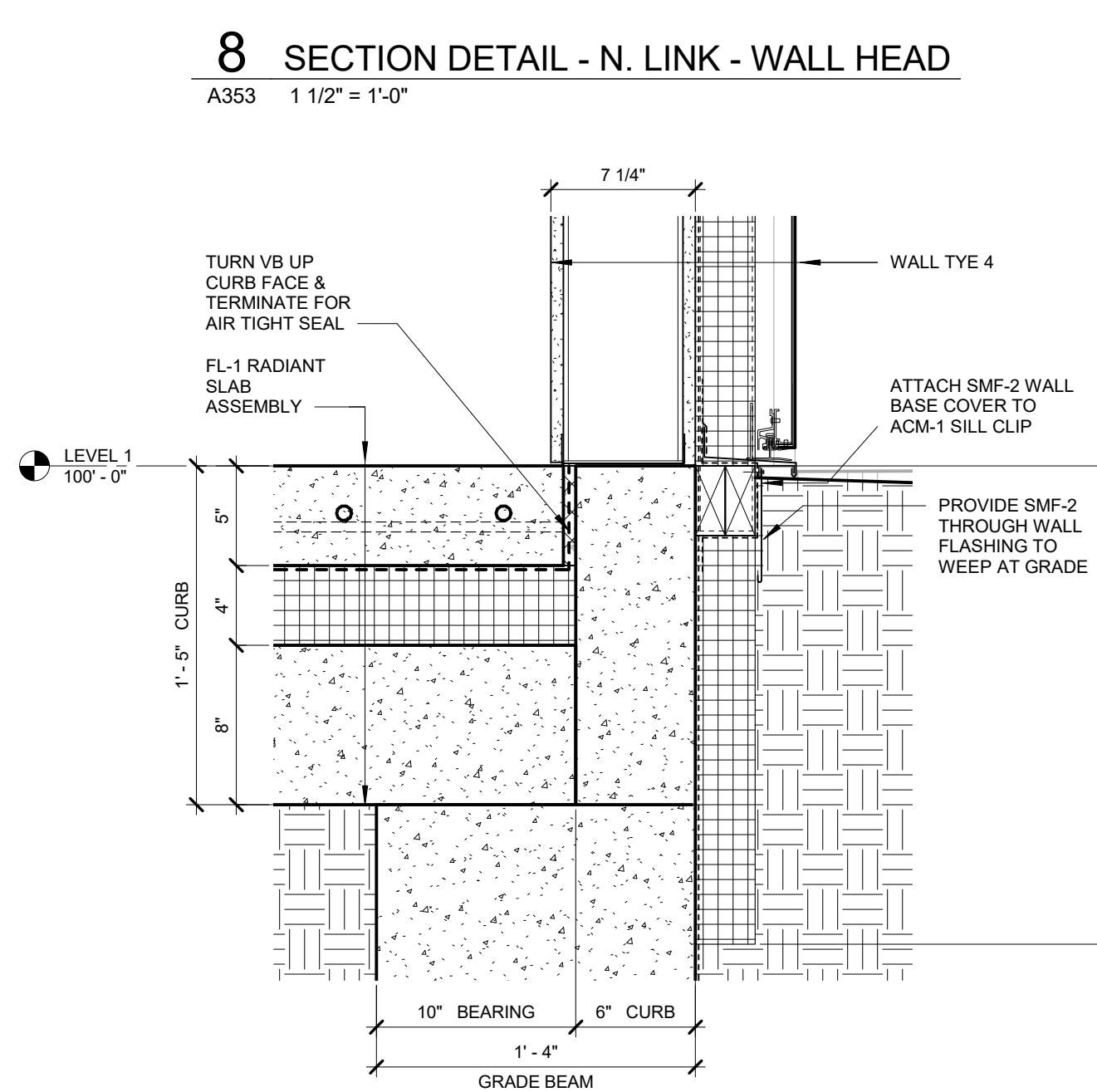
**5 TOP OF GREENHOUSE KNEEWALL DETAIL - TYP.**  
A353 3" = 1'-0"



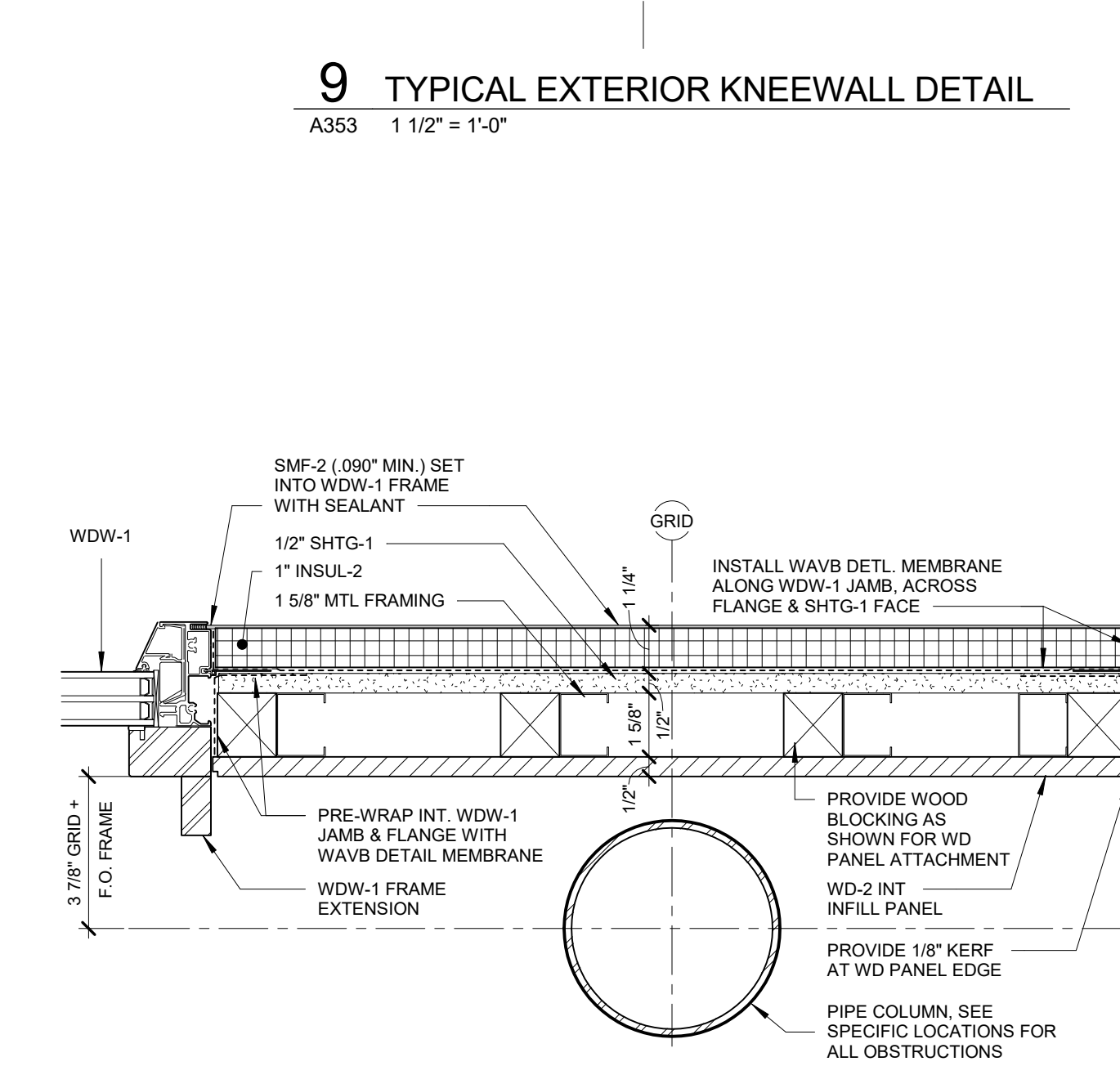
**8 SECTION DETAIL - N. LINK - WALL HEAD**  
A353 1 1/2" = 1'-0"



**9 TYPICAL EXTERIOR KNEEWALL DETAIL**  
A353 1 1/2" = 1'-0"




**12 SECTION DETAIL - N. LINK WALL - BASE**  
A353 1 1/2" = 1'-0"



**13 PLAN DETAIL - CLASSROOM - INFILL PANEL AT WDW-1**  
A353 3" = 1'-0"

**Olbrich Botanical Gardens  
Expansion Phase 1**  
BPW Project #8162  
3330 Atwood Avenue  
Madison, WI 53704

I hereby certify that this plan, specification or report was prepared by me or under my direct supervision and that I am a duly Licensed Architect under the Laws of the State of Wisconsin. ARCHITECT SEAL



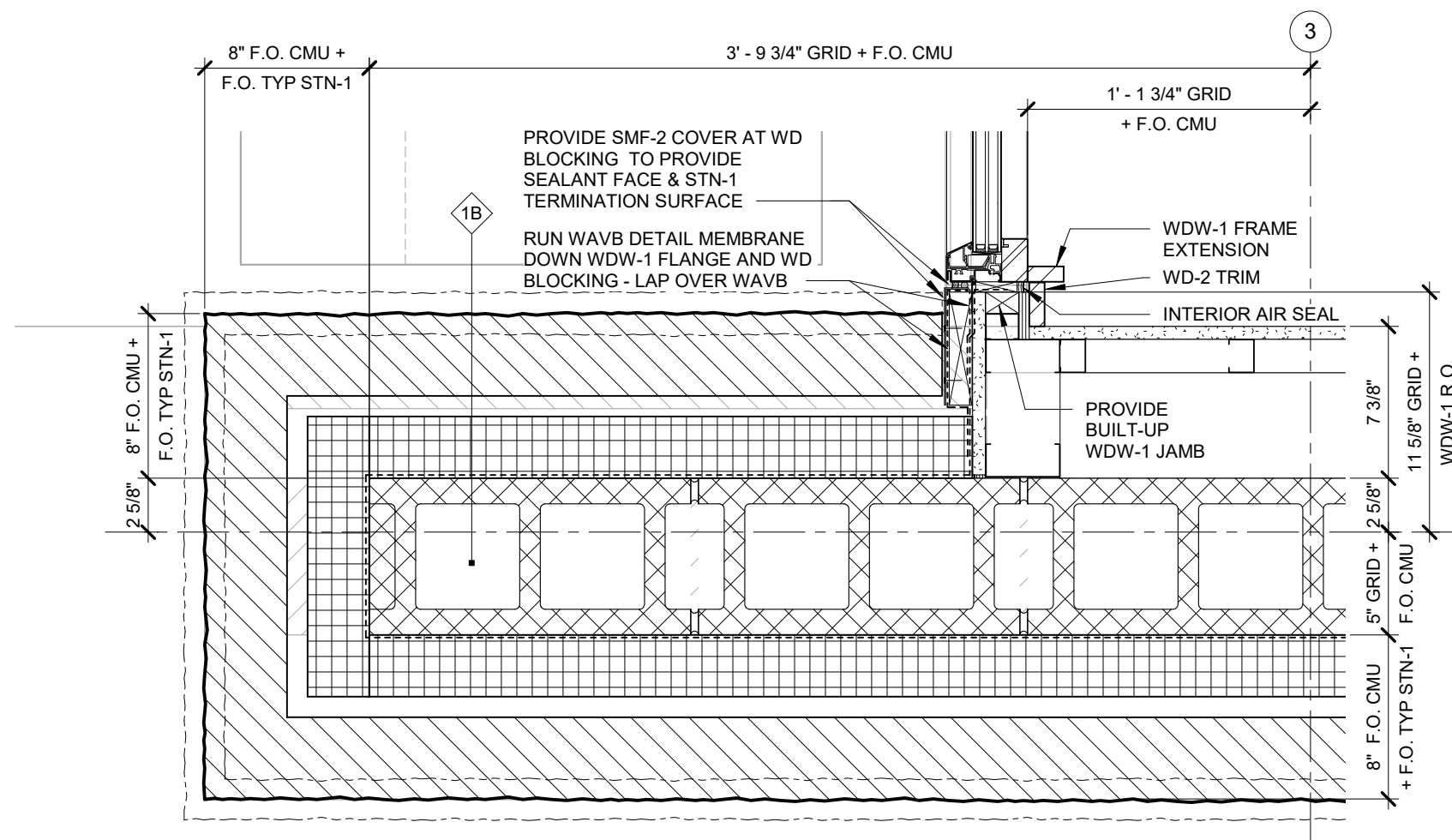
Signature: *Daniel Jack Poling*  
Print Name: Jack Poling  
Date: JUNE 4, 2018 License No. A-8984

ISSUE	DATE	DESCRIPTION
	09.29.2017	SCHEMATIC DESIGN SUBMISSION
	12.06.2017	DD PRICING SET
	01.10.2018	DESIGN DEVELOPMENT SUBMISSION
	01.17.2018	LODC SUBMISSION
	03.30.2018	70% CD PRICING ISSUE
	04.26.2018	PARKING LOT AND SITE PLAN SUBMISSION
	05.04.2018	90% CD SUBMISSION
	06.01.2018	BID ISSUE
	06.04.2018	PERMIT ISSUE

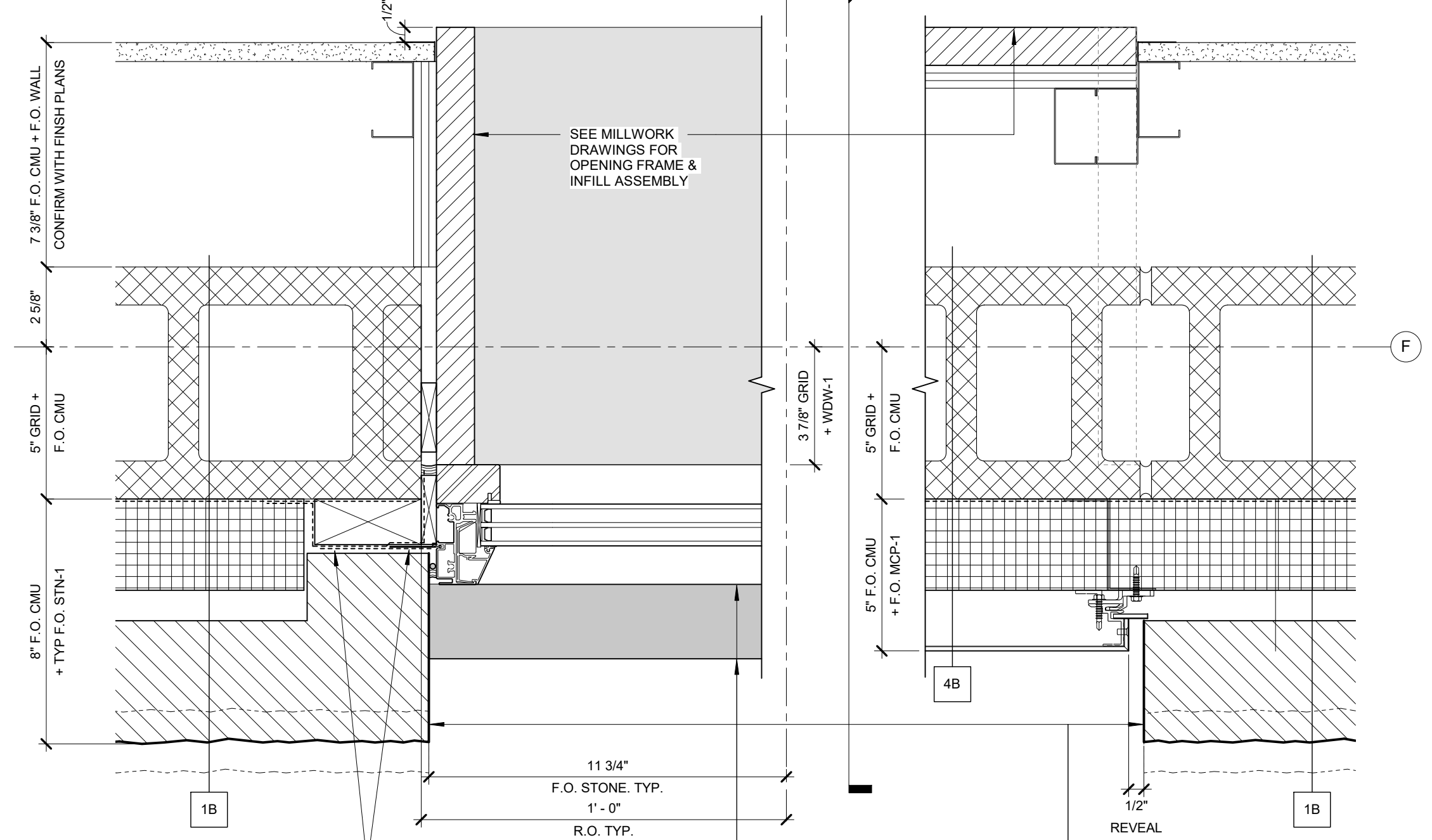
PROJECT NO. 2017016  
PROJECT PHASE BID DOCUMENTS  
DRAWN BY MSR  
CHECKED BY MSR

**EXTERIOR DETAILS**

**EXHIBIT F  
A353**

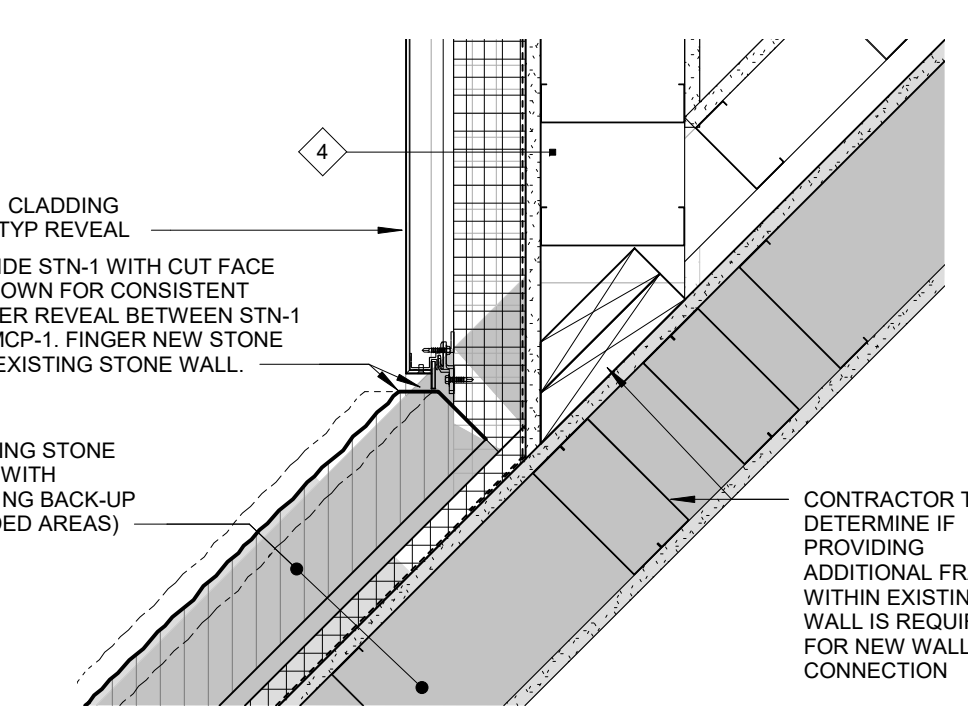


**7 PLAN DETAIL - STONE JAMB AT DOOR 110**  
A354 1 1/2" = 1'-0"

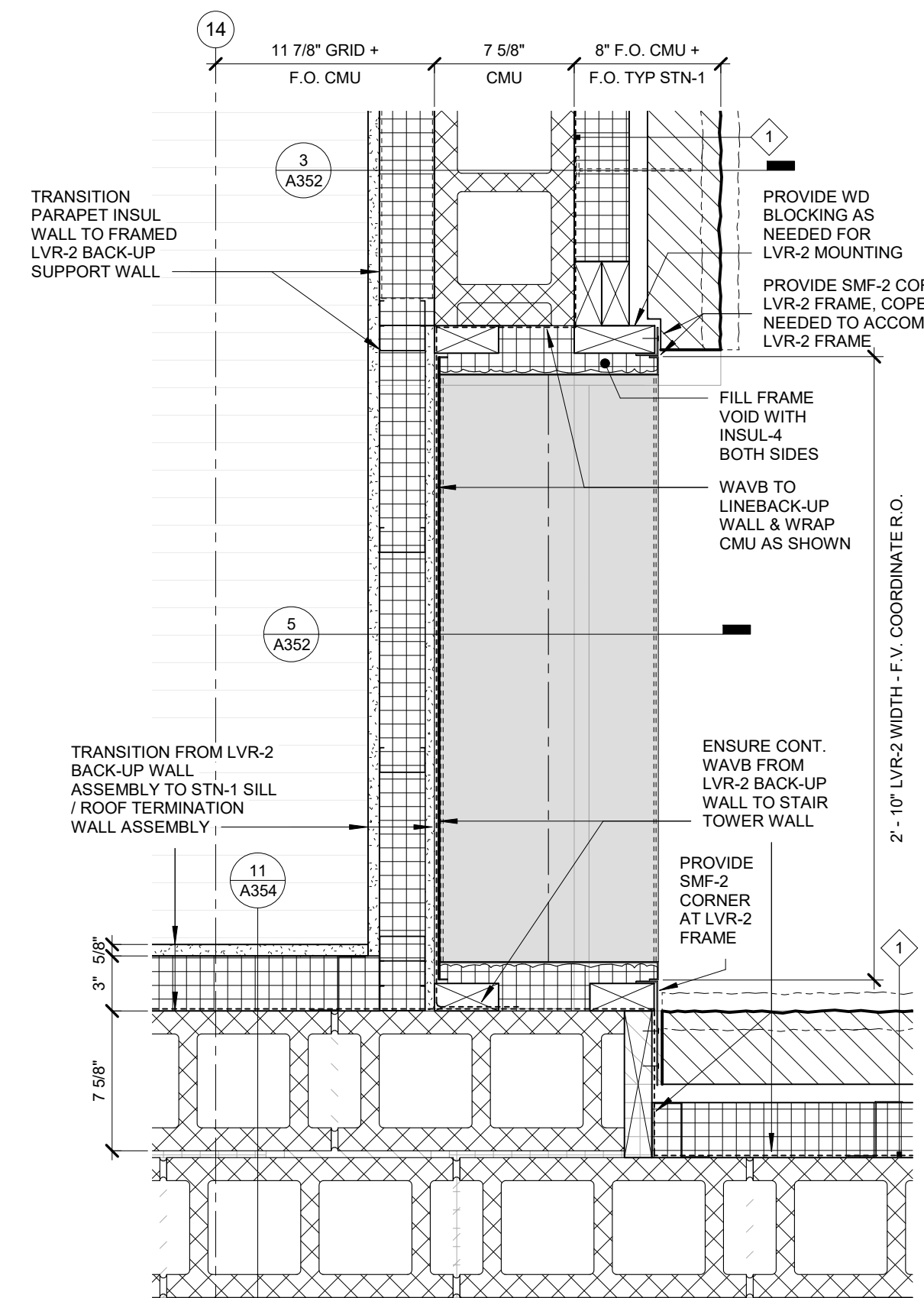


**5 PLAN DETAIL - W. WINDOW & WALL TYPE 1B JAMB**  
A354 3" = 1'-0"

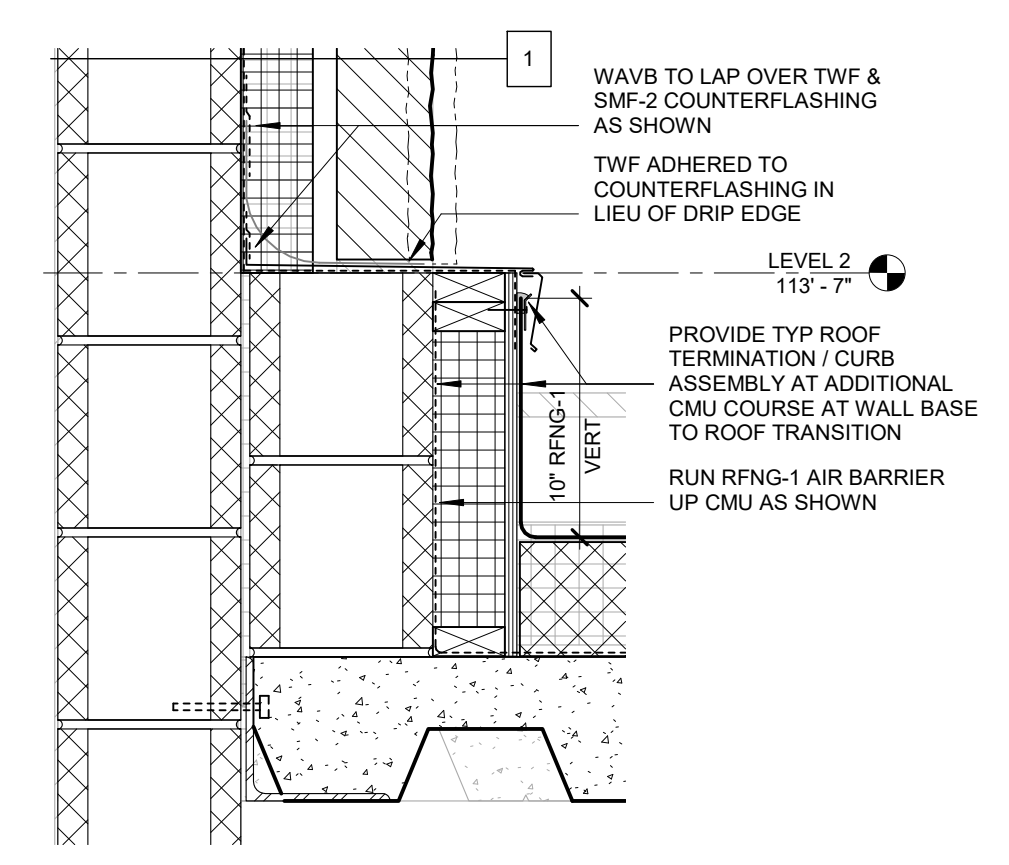
**4 PLAN DETAIL - WALL TYPE 1C / 4A CORNER**  
A354 1 1/2" = 1'-0"



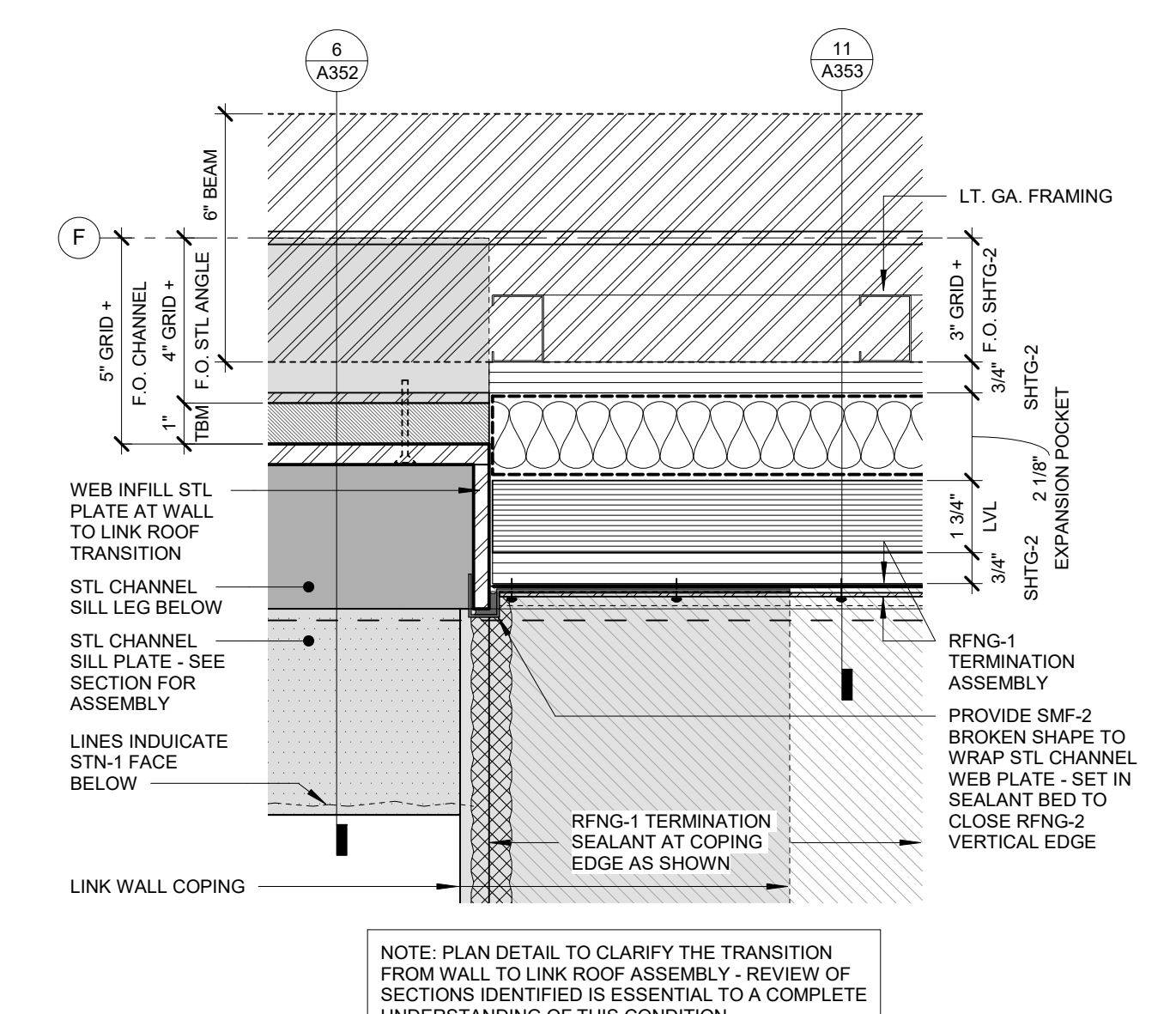
**9 PLAN DETAIL - WALL TYPE 1 - WALL TYPE 4 ANGLED TRANSITION**  
A354 1 1/2" = 1'-0"



**6 PLAN DETAIL - LVR-2 JAMB AT ROOF**  
A354 1 1/2" = 1'-0"

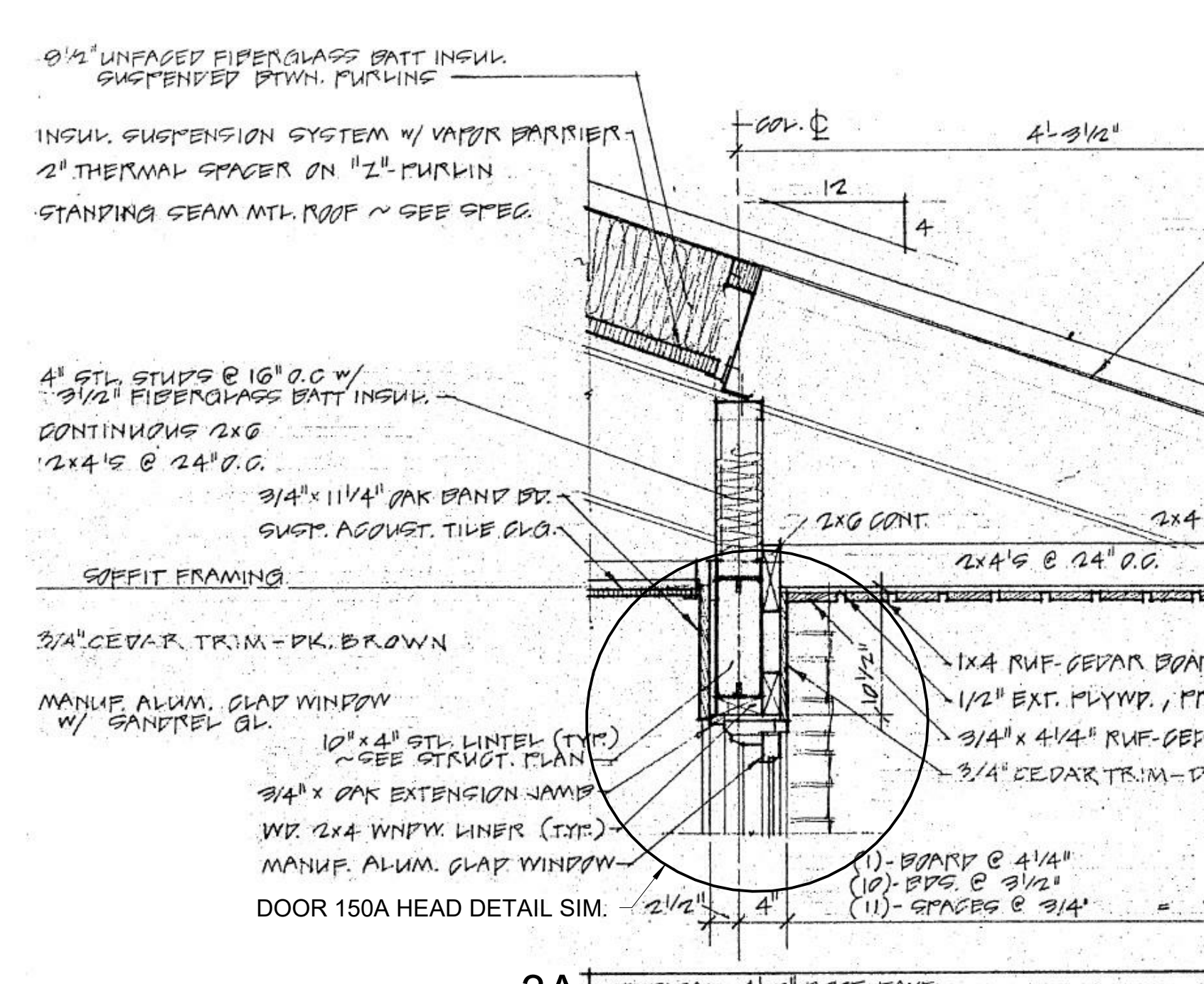


**11 SECTION DETAIL - WALL TYPE 1 SILL AT MECH ROOM ROOF**  
A354 1 1/2" = 1'-0"

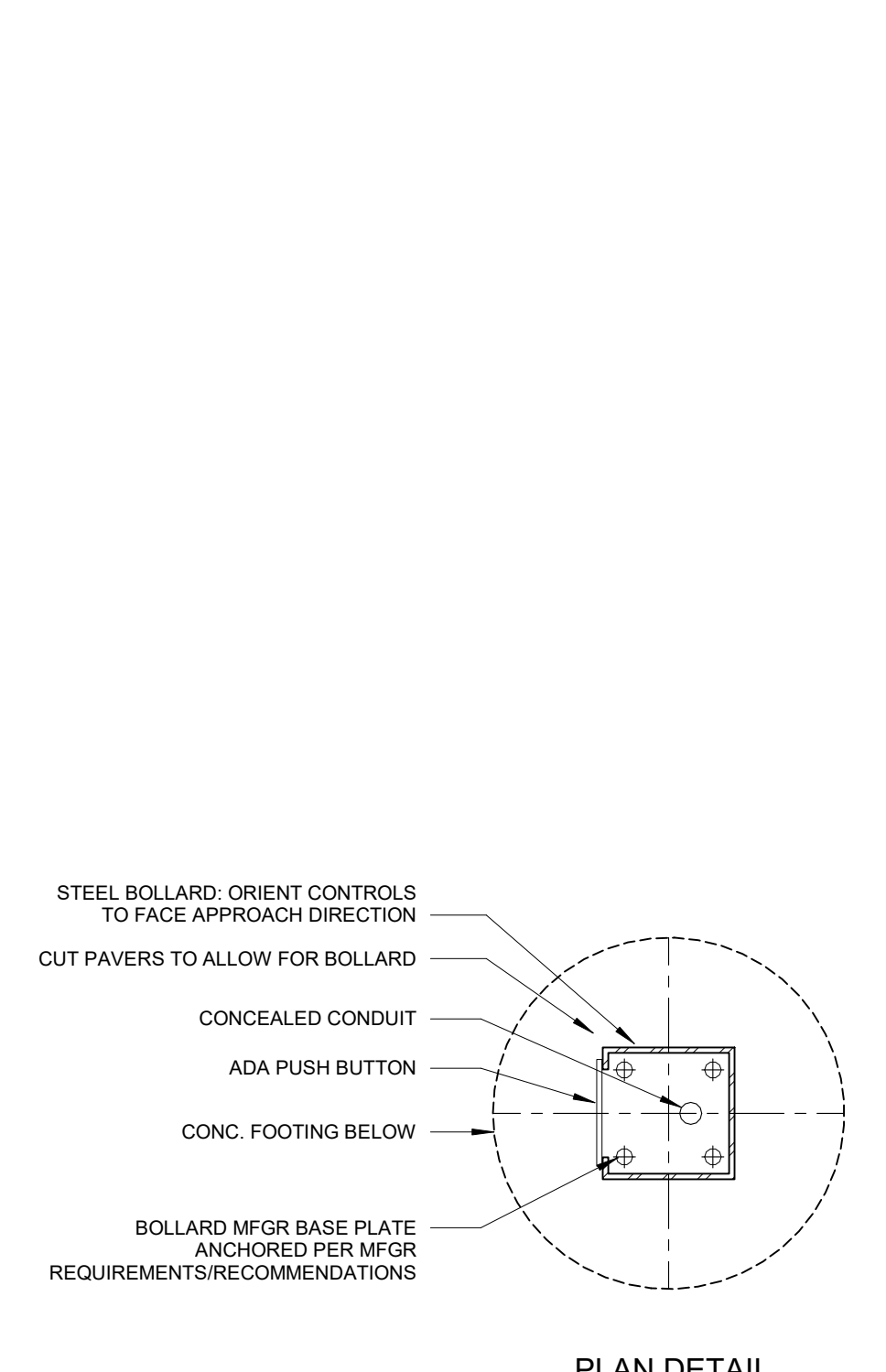


**8 PLAN DETAIL - W. WALL CHANNEL TO LINK ROOF TRANSITION**  
A354 3" = 1'-0"

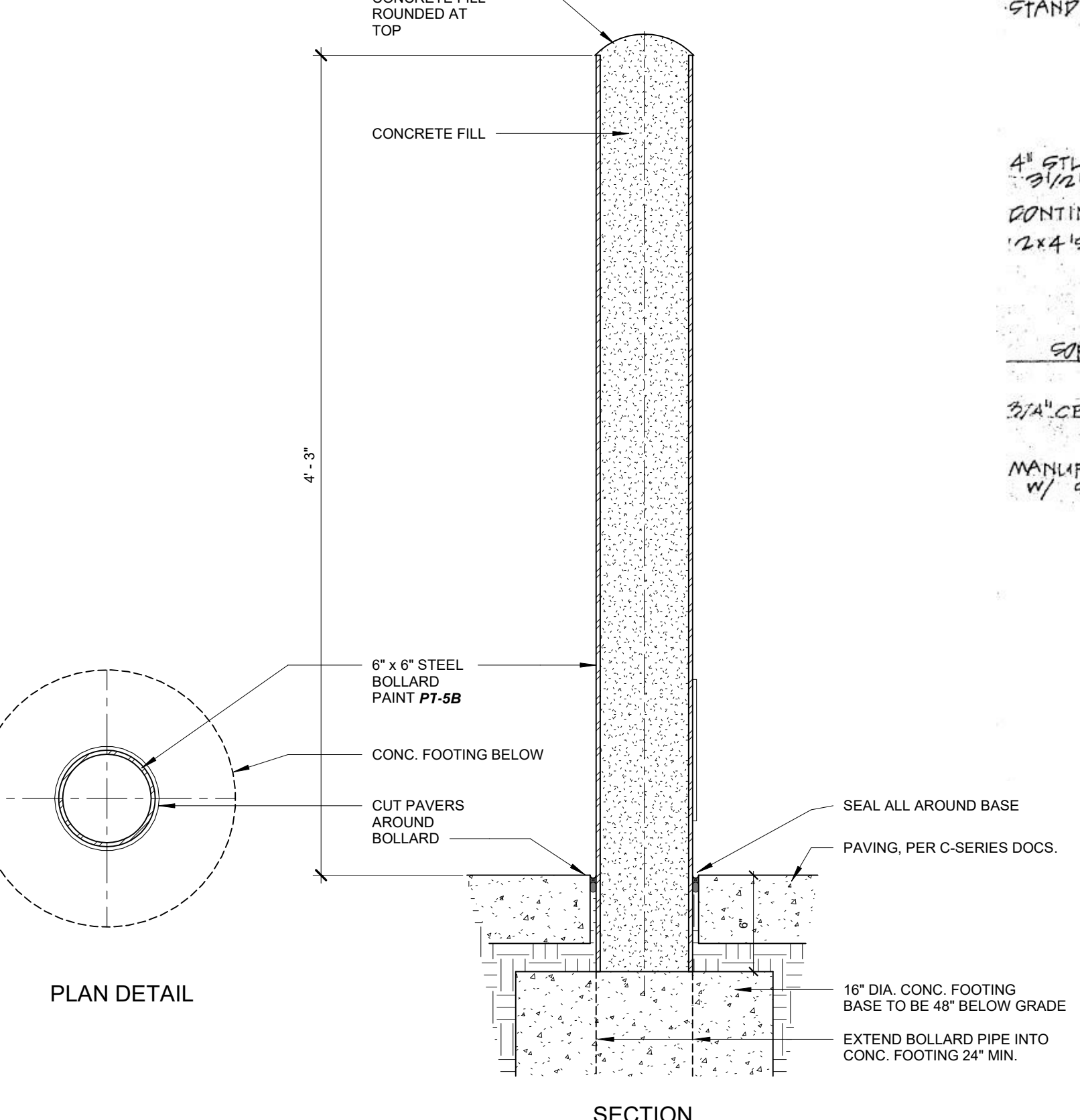
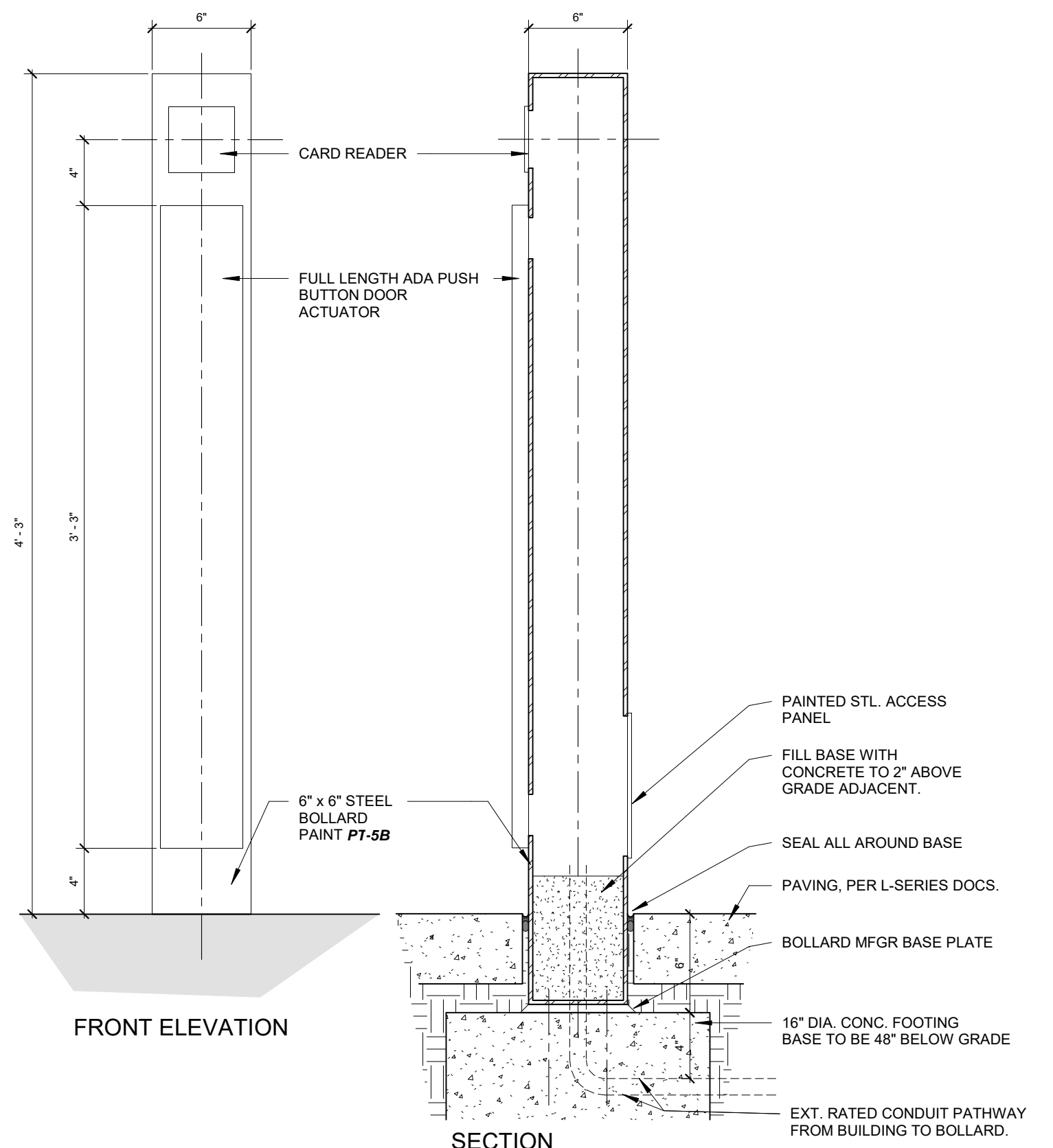
**3 ROOF EDGE DETAIL AT JUNCTION WITH EXTG LOBBY**  
A354 1 1/2" = 1'-0"



**3A TYPICAL 4'-0\"/>**




**1 EXTERIOR BOLLARD FOR ADA OPERATOR / CARD READER**  
A354 1 1/2" = 1'-0"



**2 EXTERIOR STEEL BOLLARD**  
A354 1 1/2" = 1'-0"

**Olbrich Botanical Gardens**  
**Expansion Phase 1**  
BPW Project #8162  
3330 Atwood Avenue  
Madison, WI 53704

I hereby certify that this plan, specification or report was prepared by me or under my direct supervision and that I am a duly Licensed Architect under the Laws of the State of Wisconsin, ARCHITECT SEAL



Signature: *[Signature]*  
Print Name: Jack Polling  
Date: JUNE 4, 2018 License No. A-8994

ISSUE	DATE	DESCRIPTION
	09.29.2017	SCHEMATIC DESIGN SUBMISSION
	12.08.2017	DD PRICING SET
	01.10.2018	DESIGN DEVELOPMENT SUBMISSION
	01.17.2018	UDC SUBMISSION
	03.30.2018	70% CD PRICING ISSUE
	04.08.2018	PARKING LOT AND SITE PLAN SUBMISSION
	05.04.2018	90% CD SUBMISSION
	06.01.2018	BID ISSUE
	06.04.2018	PERMIT ISSUE

PROJECT NO. 2017016  
PROJECT PHASE BID DOCUMENTS  
DRAWN BY MSR CHECKED BY MSR  
www.msrdesign.com

**EXTERIOR DETAILS**

**EXHIBIT F**  
**A354**

Civil Engineer  
**Vierbicher Associates, Inc.**  
 888 Foster Drive, Suite 201  
 Madison, WI 53717  
 608.826.0532 tel

Landscape Architect  
**Ken Saiki Design, Inc.**  
 303 South Peterson Street, Suite 1  
 Madison, WI 53703  
 608.251.3600 tel

Structural Engineer, Technology and AV  
**IMEG Corp.**  
 1800 Deming Way, Suite 200  
 Middleton, WI 53562  
 608.223.9500 tel


MEP Engineer  
**MEP Associates, LLC**  
 860 Blue Gentian Road, Suite 175  
 Eagan, MN 55121  
 651.379.9120 tel

Fire Protection Engineer and Code Consultant  
**Summit Fire Consulting**  
 575 Minnehaha Ave West  
 St. Paul, MN 55103  
 651.251.1880 tel

Greenhouse Design  
**Rough Brothers, Inc.**  
 5513 Vine Street  
 Cincinnati, OH 45217  
 513.242.0310 tel

**Olbrich Botanical Gardens  
 Expansion Phase 1**  
 BPW Project #8162  
 3330 Atwood Avenue  
 Madison, WI 53704

I hereby certify that this plan, specification or report was prepared by me or under my direct supervision and that I am a duly Licensed Architect under the Laws of the State of Wisconsin, ARCHITECT SEAL



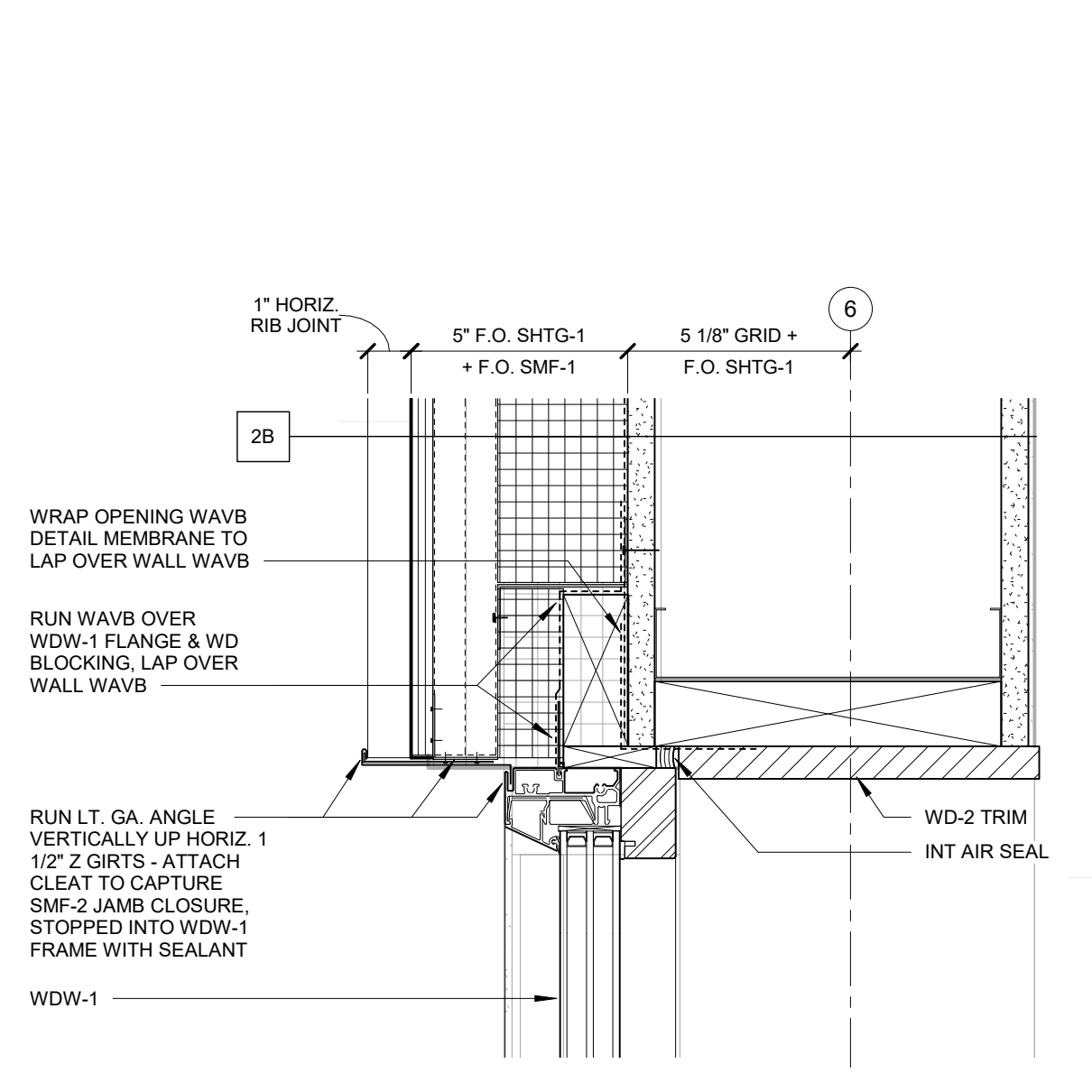
Signature: *[Signature]*  
 Print Name: Jack Poling  
 Date: JUNE 4, 2018 License No. A-8984

ISSUE	DATE	DESCRIPTION
09.29.2017	SCHEMATIC DESIGN SUBMISSION	
12.06.2017	DD PRICING SET	
01.10.2018	DESIGN DEVELOPMENT SUBMISSION	
01.17.2018	UDC SUBMISSION	
03.30.2018	70% CD PRICING ISSUE	
04.06.2018	PARKING LOT AND SITE PLAN SUBMISSION	
05.04.2018	90% CD SUBMISSION	
06.01.2018	BID ISSUE	
06.04.2018	PERMIT ISSUE	

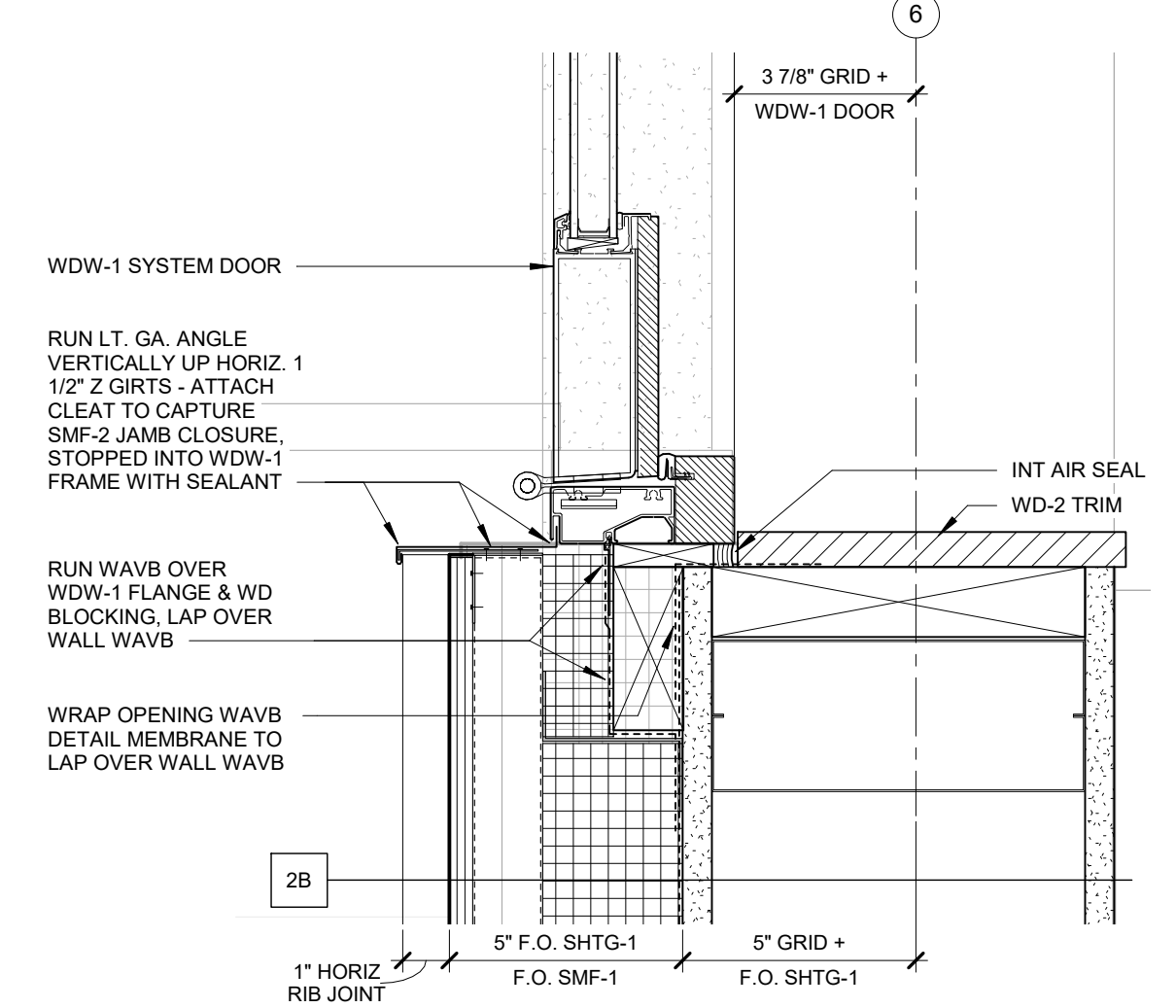
PROJECT NO. 2017016  
 PROJECT PHASE BID DOCUMENTS  
 DRAWN BY MSR CHECKED BY MSR  
 www.msr.com Copyright 2018 MSR, Daniel & Nicholas, LLC

**EXTERIOR DETAILS**

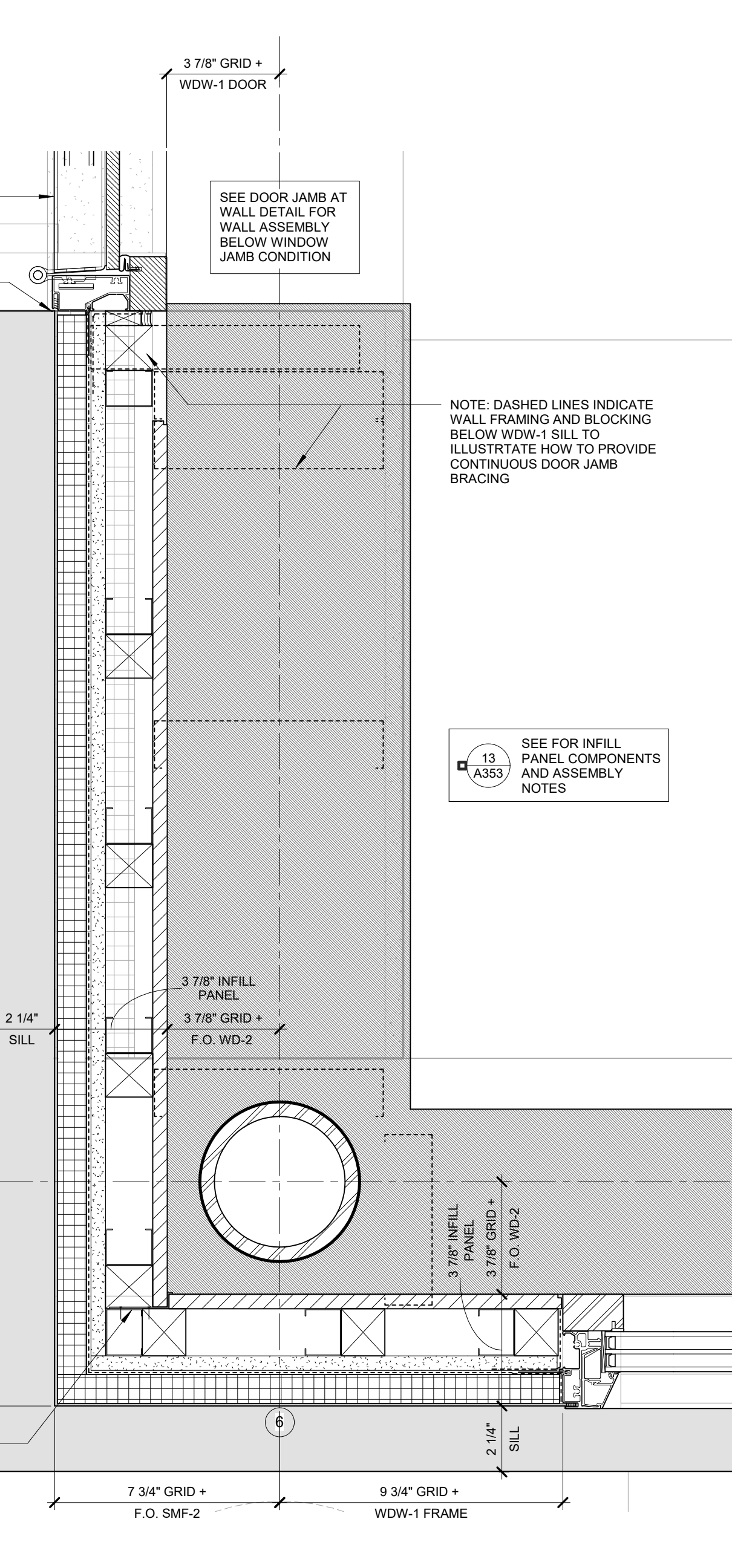
**EXHIBIT F  
 A355**



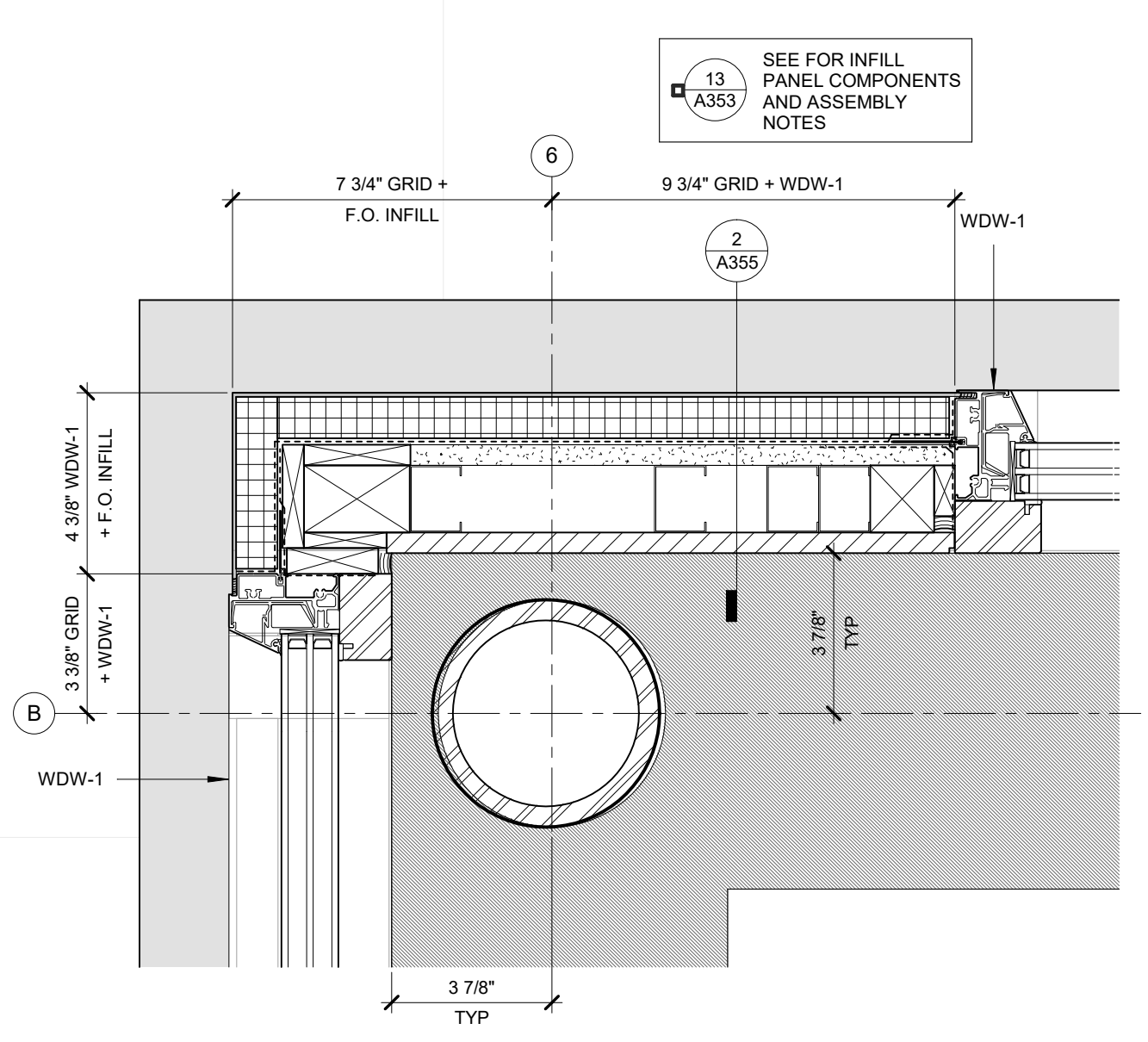
**8 PLAN DETAIL - WDW-1 JAMB @ WALL TYPE 2**  
 A355 3" = 1'-0"



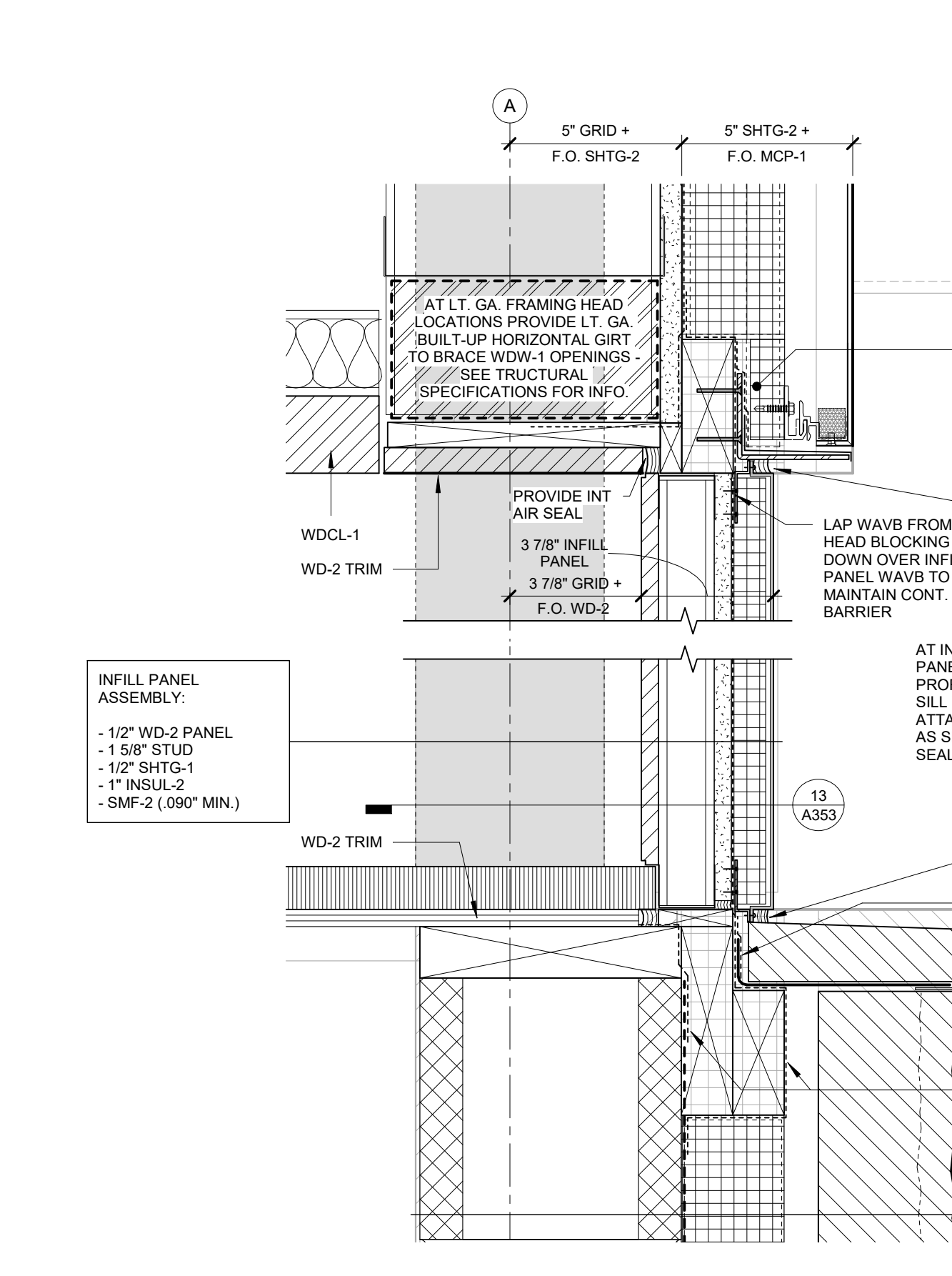
**7 PLAN DETAIL - WDW-1 DOOR JAMB @ WALL TYPE 2**  
 A355 3" = 1'-0"



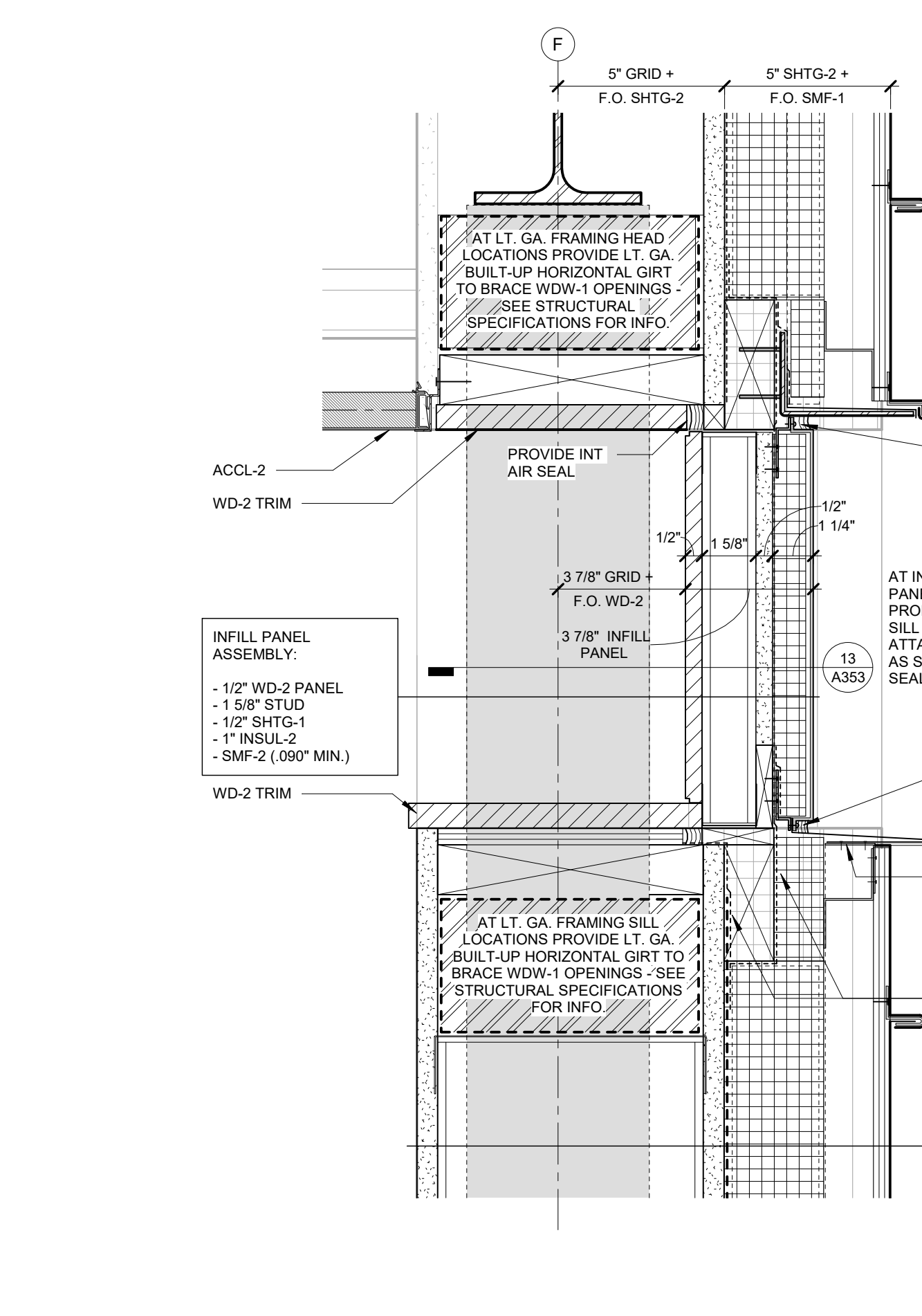
**1 PLAN DETAIL - LEVEL 2 W. WALL WDW-1 CLERESTORY JAMB**  
 A355 3" = 1'-0"



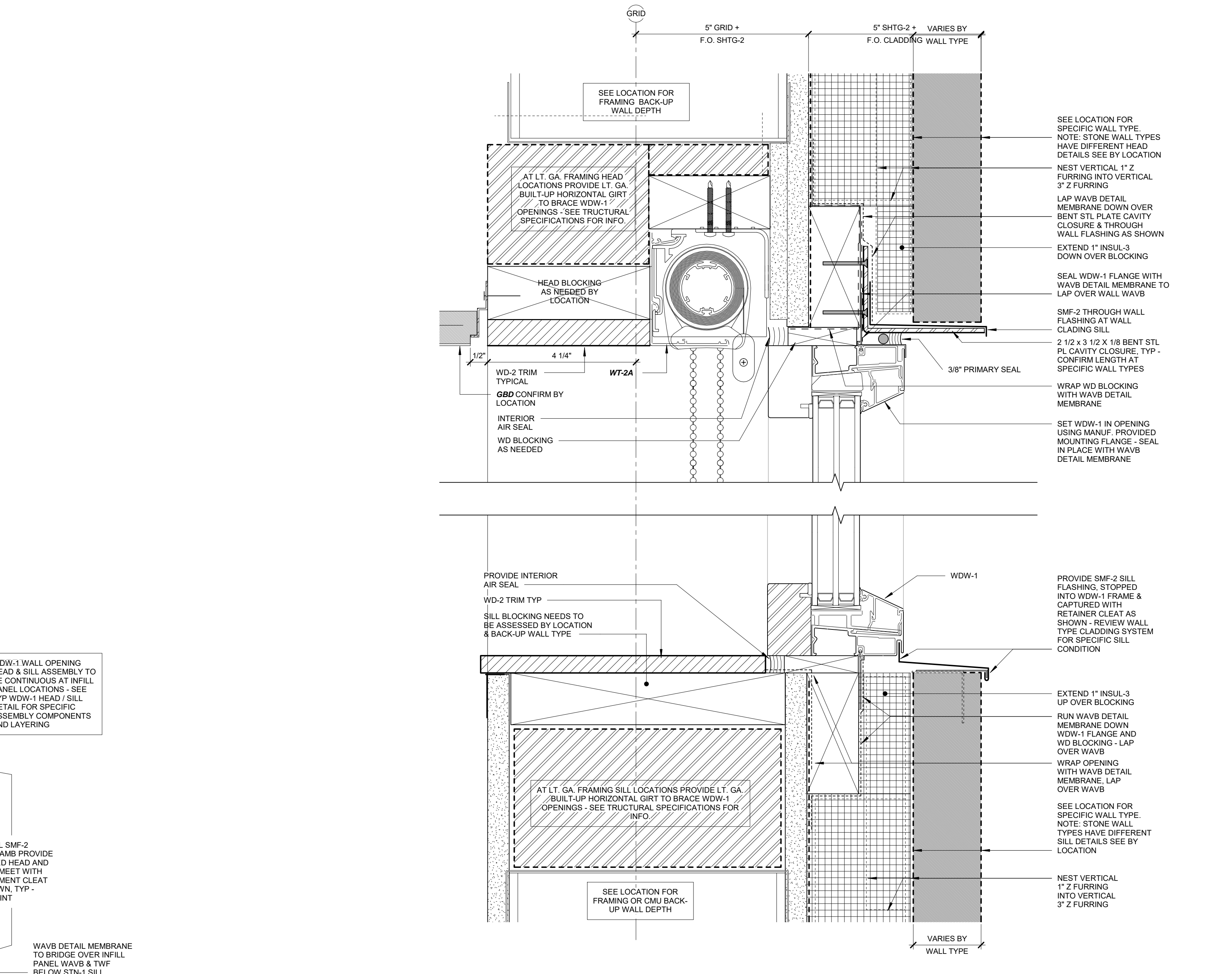
**5 PLAN DETAIL - LEVEL 2 NE CORNER WDW-1 - INFILL PANEL**  
 A355 3" = 1'-0"



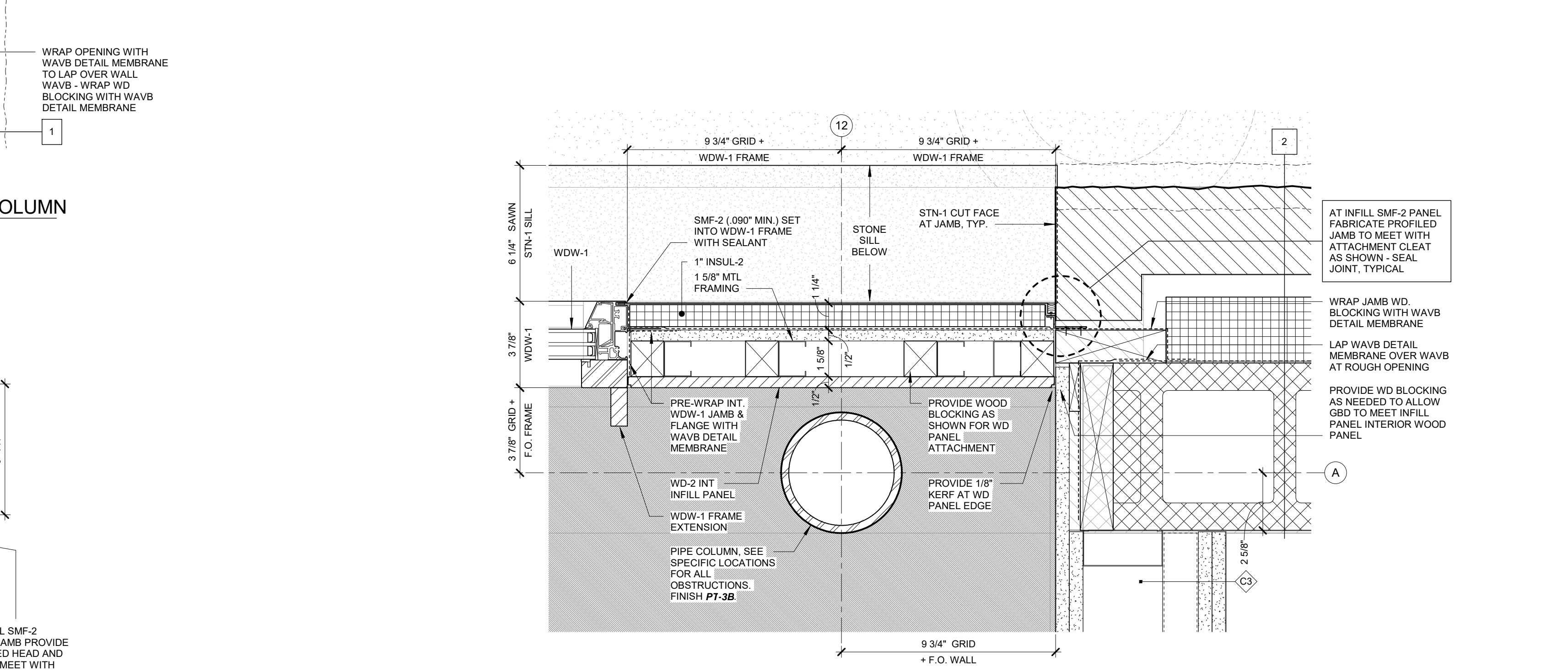
**6 SECTION DETAIL - WDW-1 INFILL PANEL AT COLUMN**  
 A355 3" = 1'-0"



**2 SECTION DETAIL - WDW-1 INFILL PANEL AT WALL TYPE 2**  
 A355 3" = 1'-0"



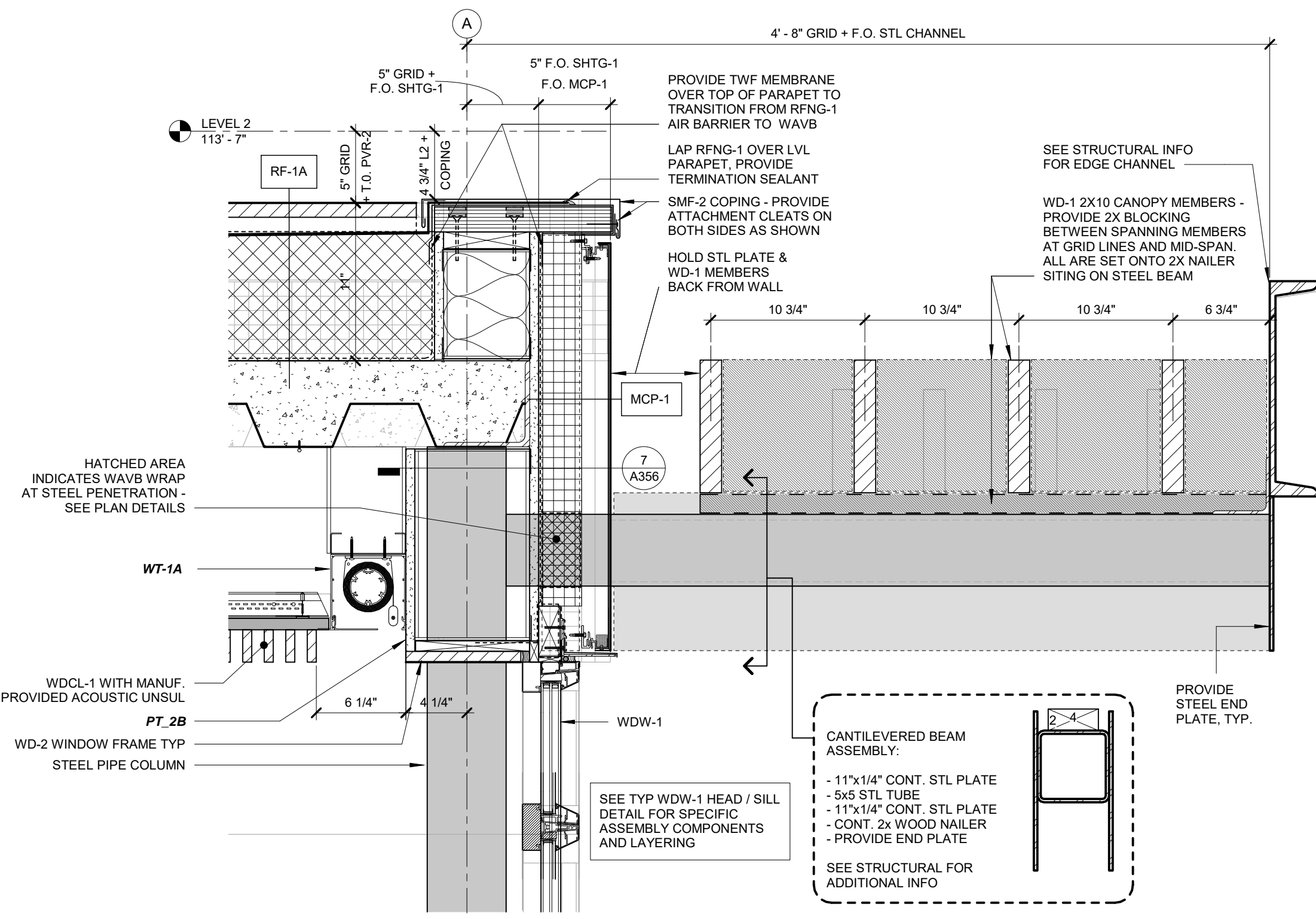
**9 SECTION DETAIL - TYP WDW-1 HEAD & SILL ASSEMBLIES**  
 A355 6" = 1'-0"



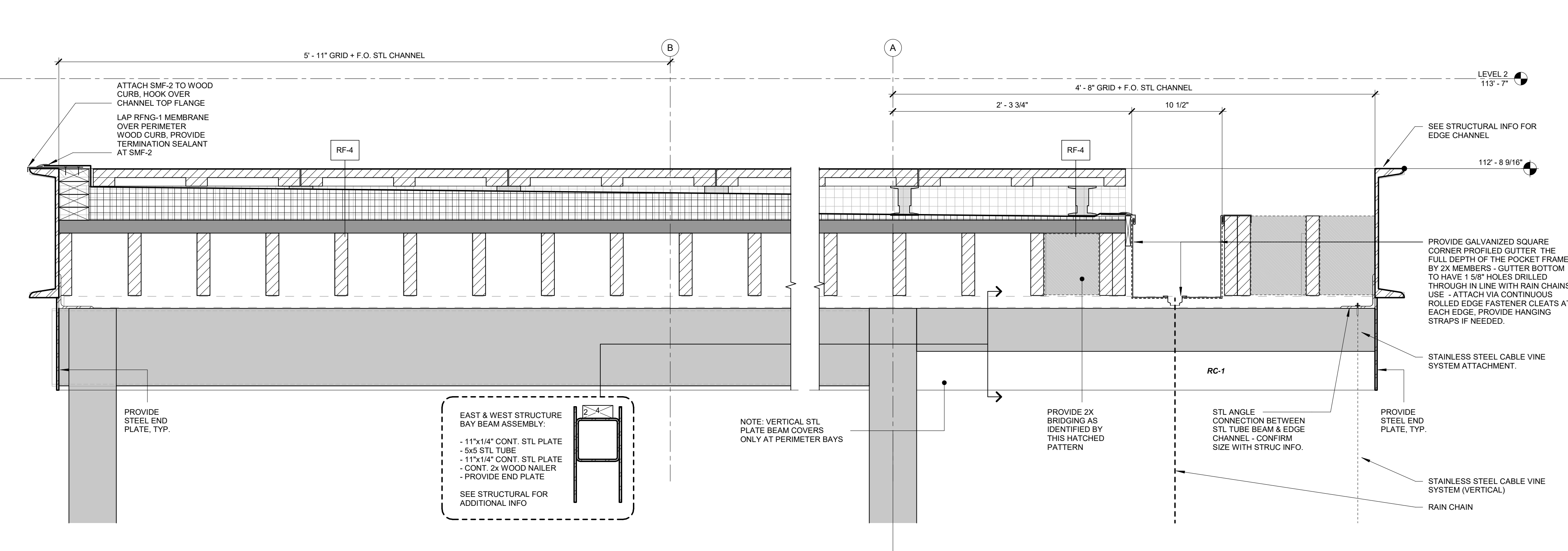
**3 PLAN DETAIL - WDW-1 INFILL PANEL TO WALL TYPE 1 CORNER**  
 A355 3" = 1'-0"



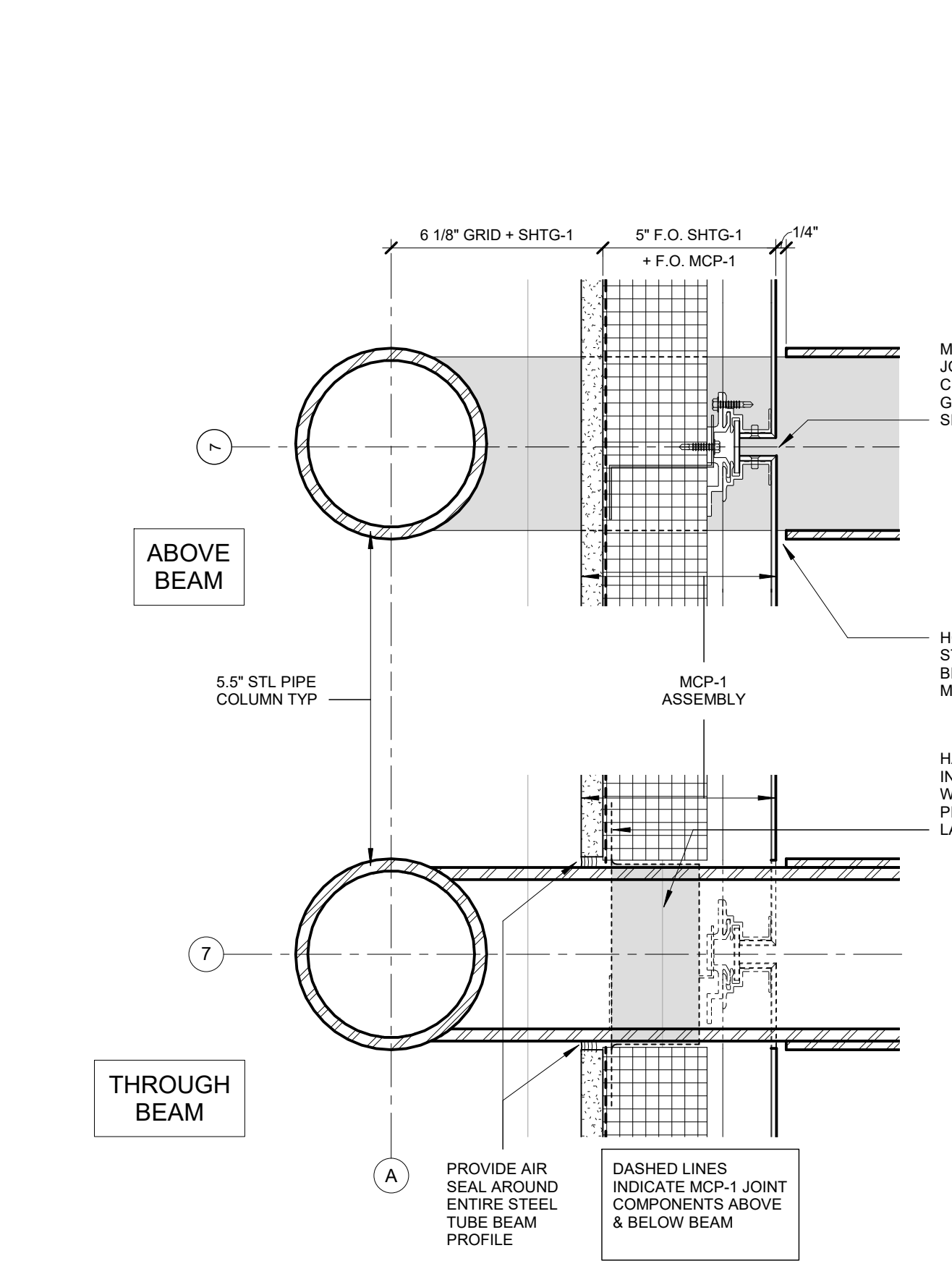
**4 PLAN DETAIL - WALL TYPE 2 CORNER**  
 A355 3" = 1'-0"



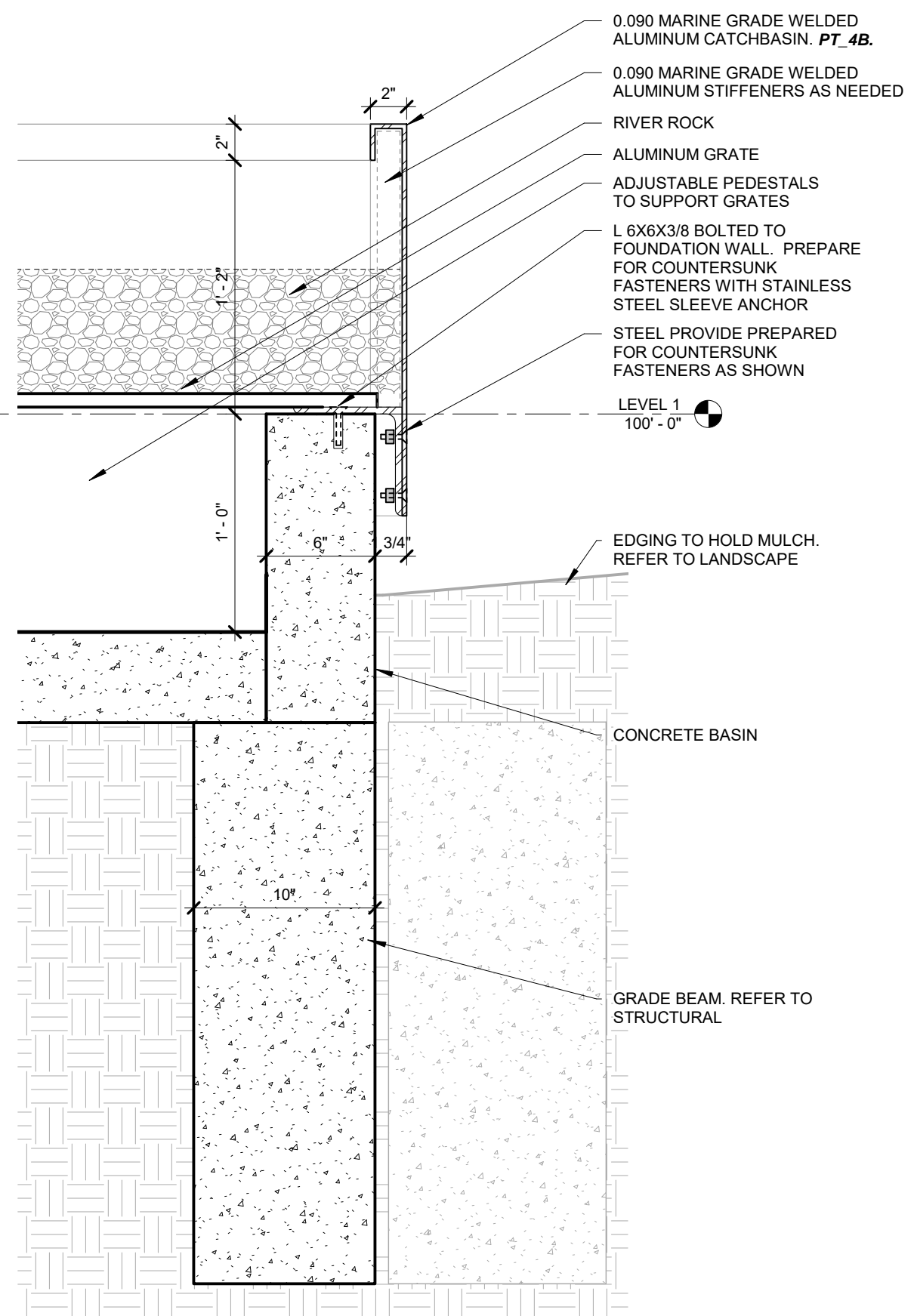
**4 SECTION DETAIL - OVERHANG AT EAST CLASSROOM WALL**  
A356 1 1/2" = 1'-0"



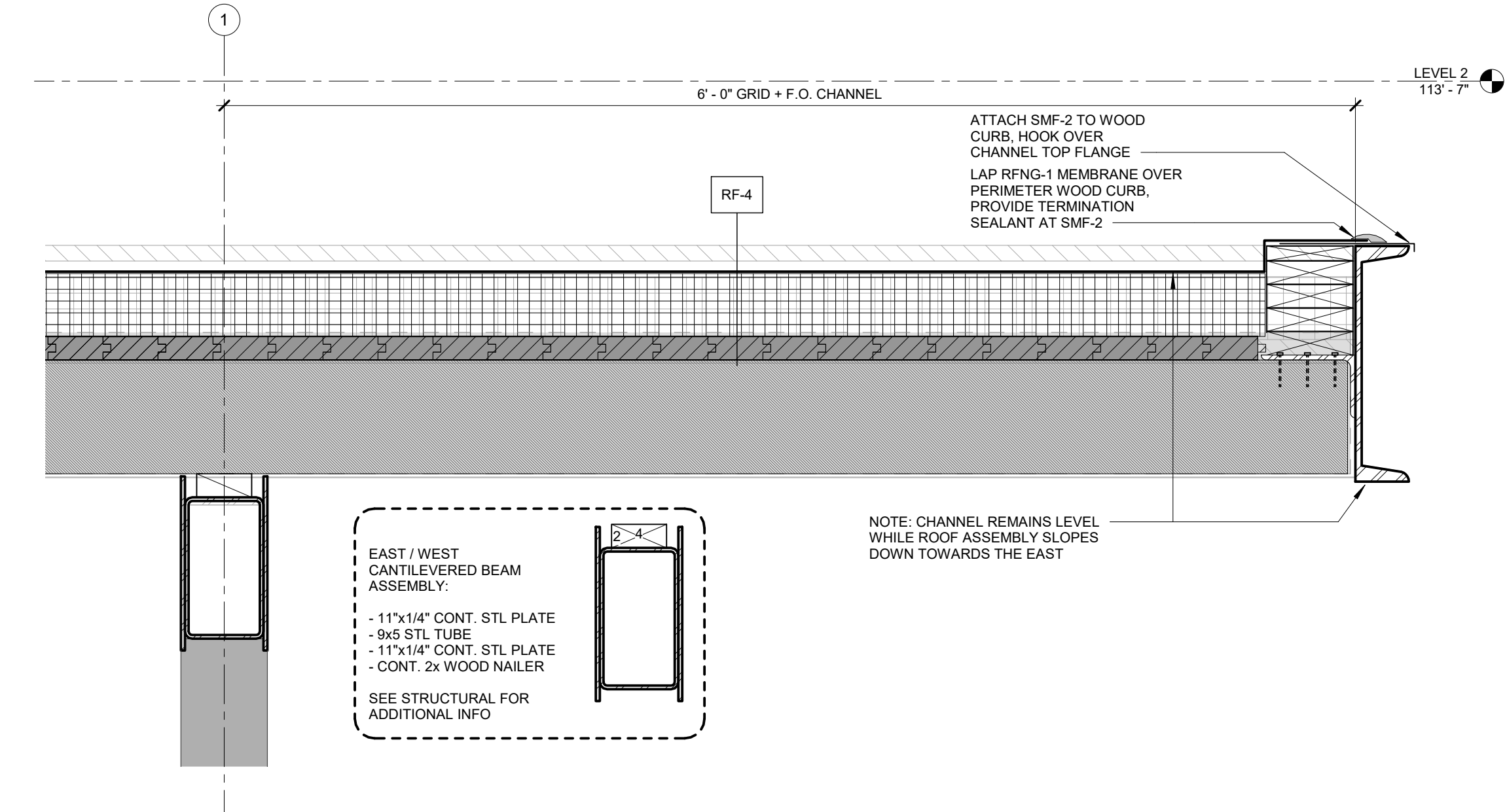
**1 OUTDOOR CLASSROOM EAST ROOF EDGE**  
A356 1 1/2" = 1'-0"



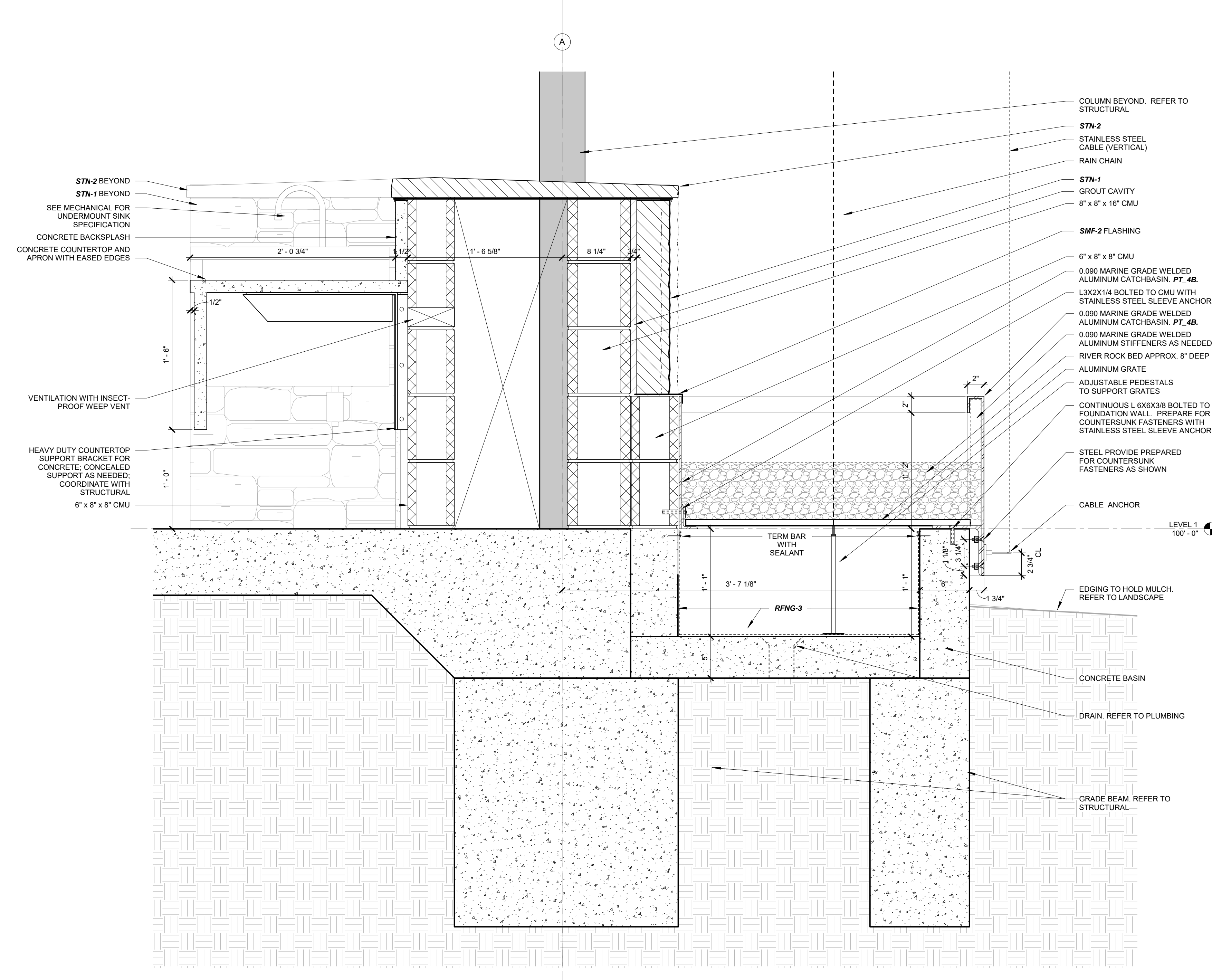
**7 BEAM PENETRATION AT E WALL CANOPY**  
A356 3" = 1'-0"



**5 SECTION DETAIL - WATER CATCHMENT N/S WALL**  
A356 1 1/2" = 1'-0"



**3 OUTDOOR CLASSROOM NORTH ROOF EDGE**  
A356 1 1/2" = 1'-0"



**2 SECTION DETAIL - OUTDOOR CLASSROOM AT WATER CATCHMENT FEATURE**  
A356 1 1/2" = 1'-0"

**MSR** 710 South 2nd Street, 8th Floor  
Minneapolis, Minnesota 55401-2282  
Architecture: 612.375.0336 tel  
Interiors and: 612.342.2216 fax  
Urban Design: www.msrdesign.com

Civil Engineer  
**Vierbicher Associates, Inc.**  
890 Foster Drive, Suite 201  
Madison, WI 53717  
608.826.0532 tel

Landscape Architect  
**Ken Saiki Design, Inc.**  
303 South Peterson Street, Suite 1  
Madison, WI 53703  
608.251.3600 tel

Structural Engineer, Technology and AV  
**IMEG Corp.**  
1800 Deming Way, Suite 200  
Madison, WI 53762  
608.223.9500 tel


MEP Engineer  
**MEP Associates, LLC**  
860 Blue Gentian Road, Suite 175  
Eagan, MN 55121  
651.379.9120 tel

Fire Protection Engineer and Code Consultant  
**Summit Fire Consulting**  
575 Minnehaha Ave West  
St. Paul, MN 55103  
651.251.1880 tel

Greenhouse Design  
**Rough Brothers, Inc.**  
5513 Vine Street  
Cincinnati, OH 45217  
513.242.0310 tel

**Olbrich Botanical Gardens**  
**Expansion Phase 1**  
BPW Project #8162  
3330 Atwood Avenue  
Madison, WI 53704

I hereby certify that this plan, specification or report was prepared by me or under my direct supervision and that I am a duly Licensed Architect under the Laws of the State of Wisconsin, ARCHITECT SEAL



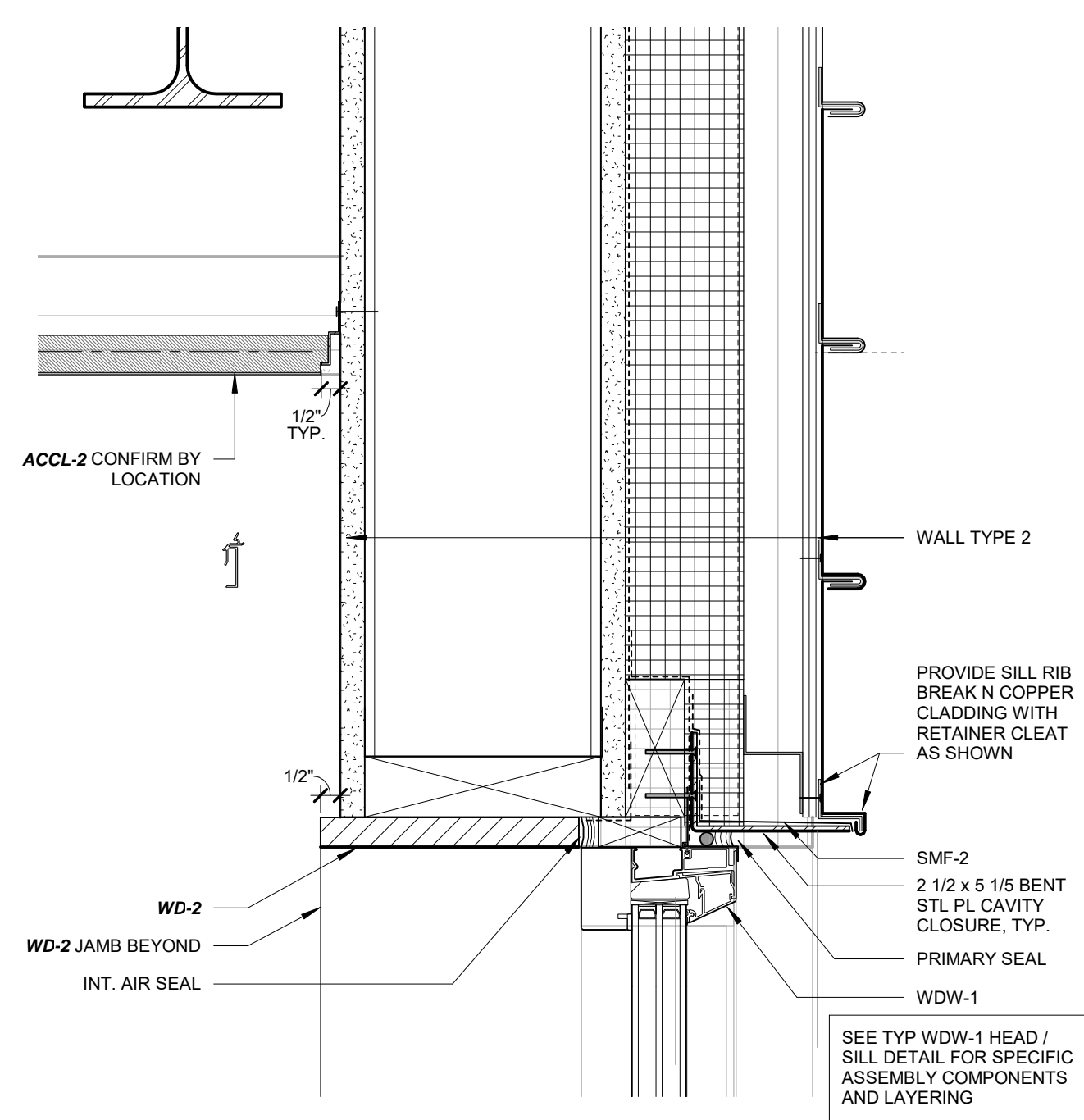
Signature: *Jack Poling*  
Print Name: Jack Poling  
Date: JUNE 4, 2018 License No. A-8984

ISSUE	DATE	DESCRIPTION
	09.29.2017	SCHEMATIC DESIGN SUBMISSION
	12.06.2017	DD PRICING SET
	01.10.2018	DESIGN DEVELOPMENT SUBMISSION
	01.17.2018	UDC SUBMISSION
	03.30.2018	70% CD PRICING ISSUE
	04.06.2018	PARKING LOT AND SITE PLAN SUBMISSION
	05.04.2018	90% CD SUBMISSION
	06.01.2018	BID ISSUE
	06.04.2018	PERMIT ISSUE

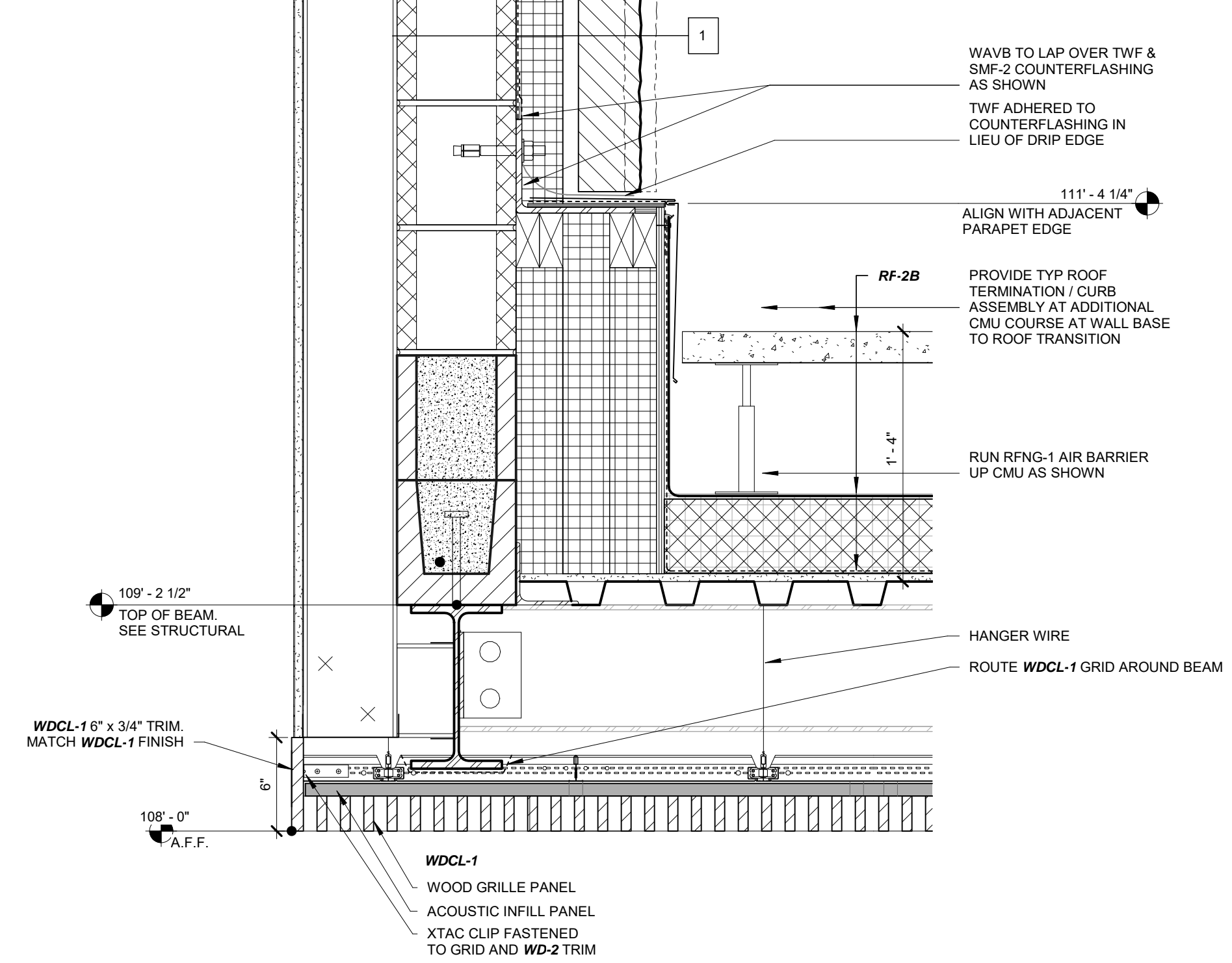
PROJECT NO. 2017016  
PROJECT PHASE BID DOCUMENTS  
DRAWN BY MSR CHECKED BY MSR

EXTERIOR DETAILS

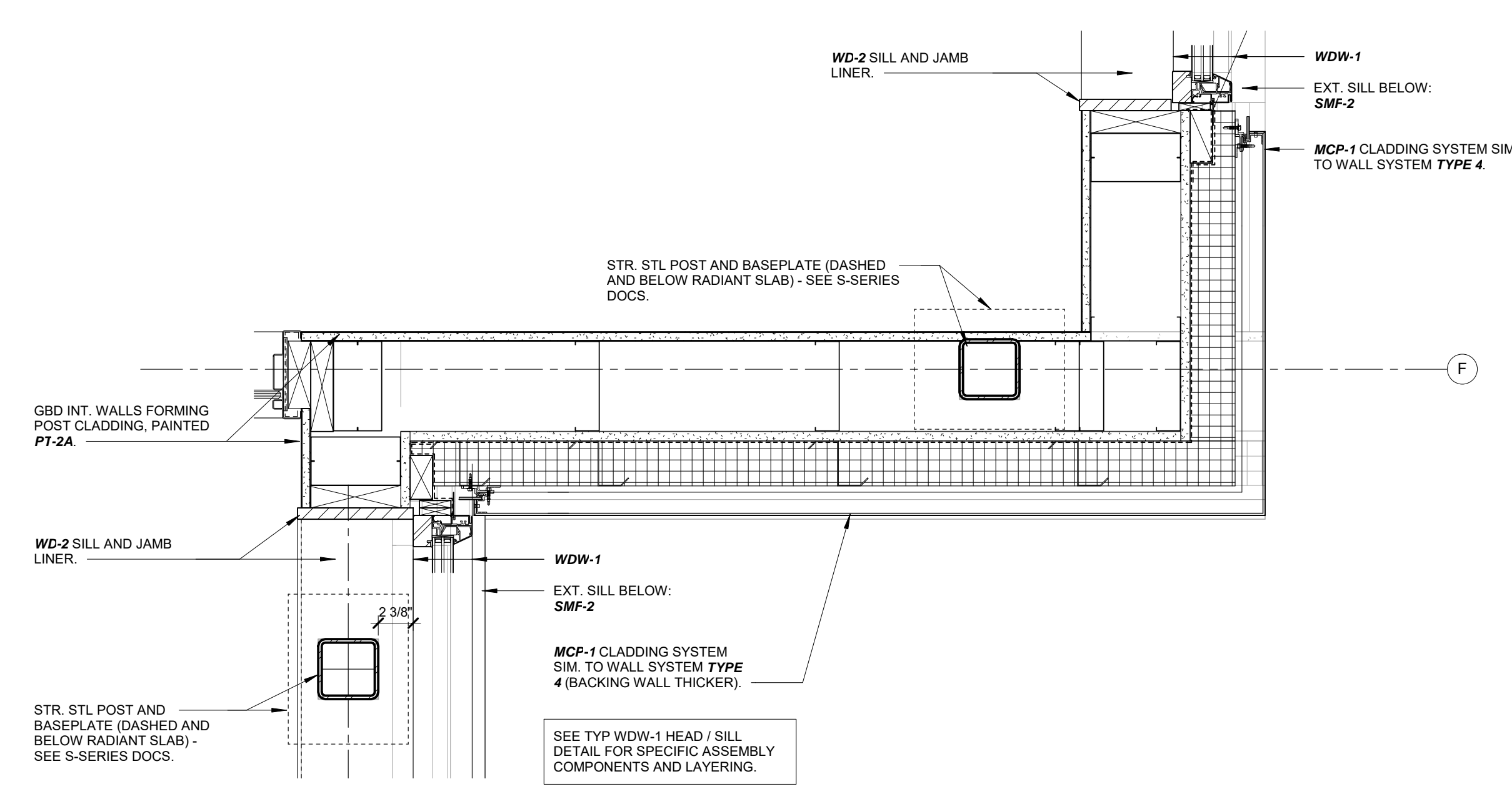
EXHIBIT F  
**A356**



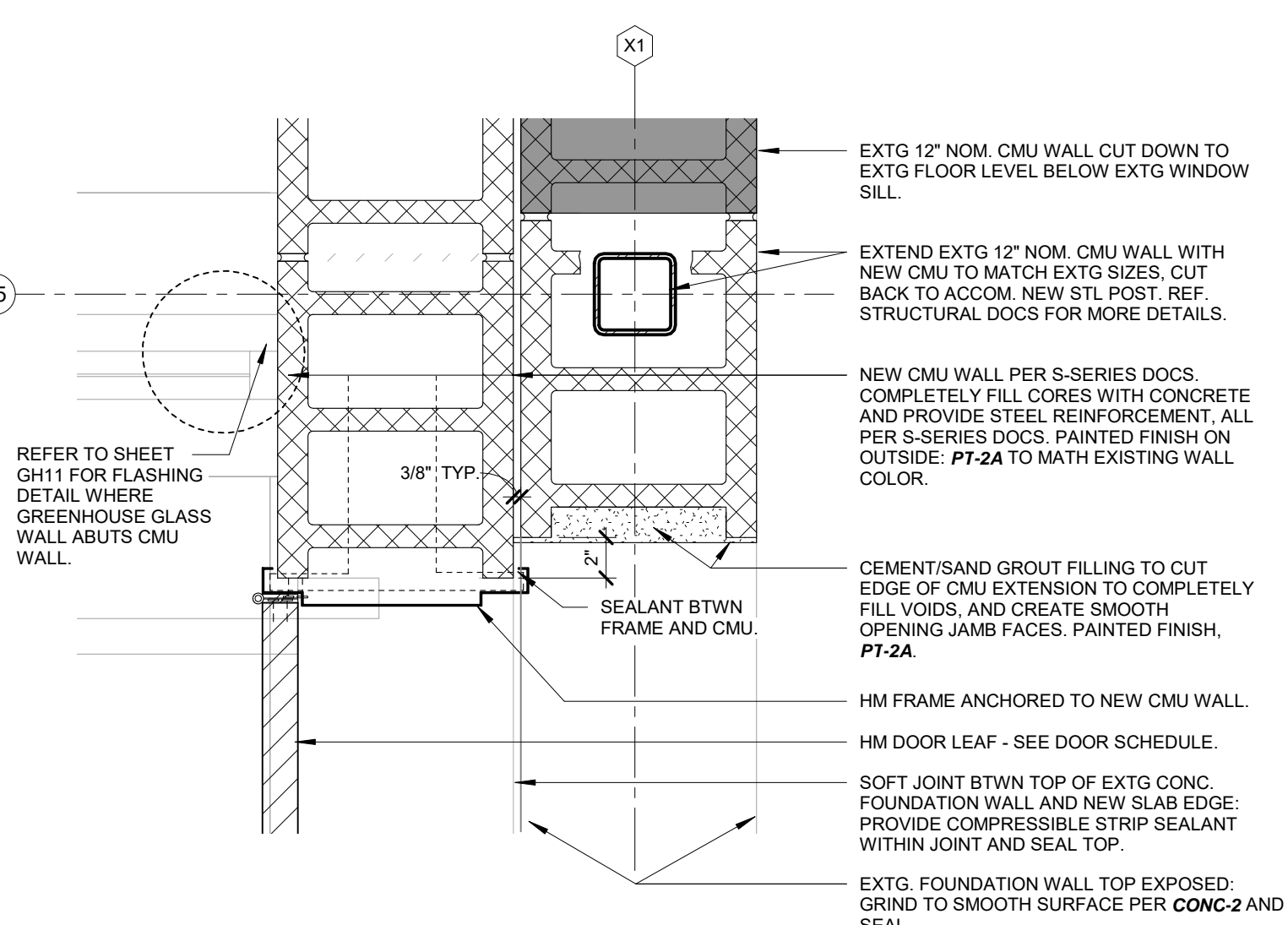
**1 SECTION DETAIL - SOUTH WINDOW HEAD**  
A357 3" = 1'-0"



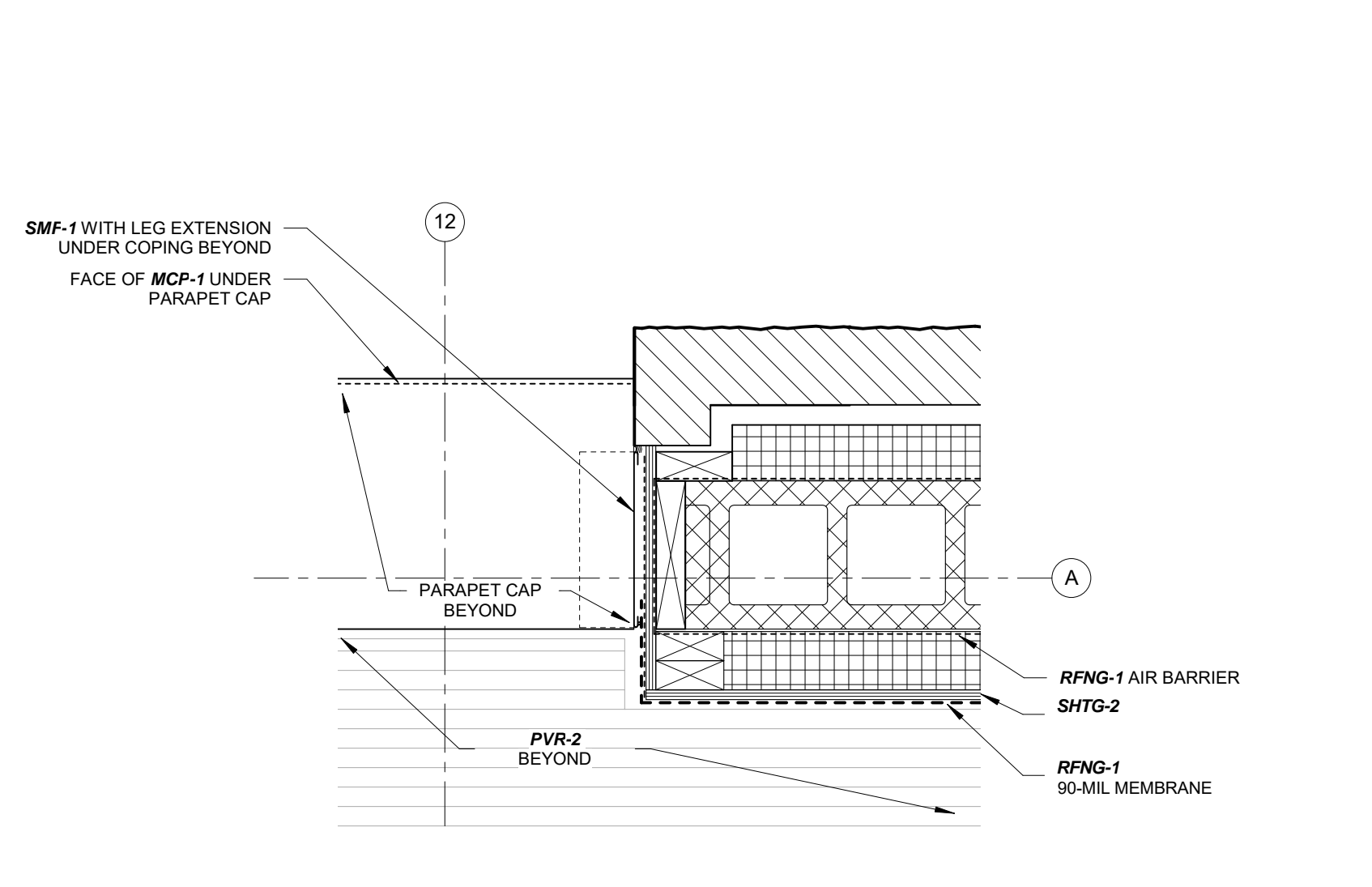
**2 SECTION DETAIL - WOOD CEILING AND ROOF DRAIN AT BOTTOM OF STAIR**  
A357 1 1/2" = 1'-0"



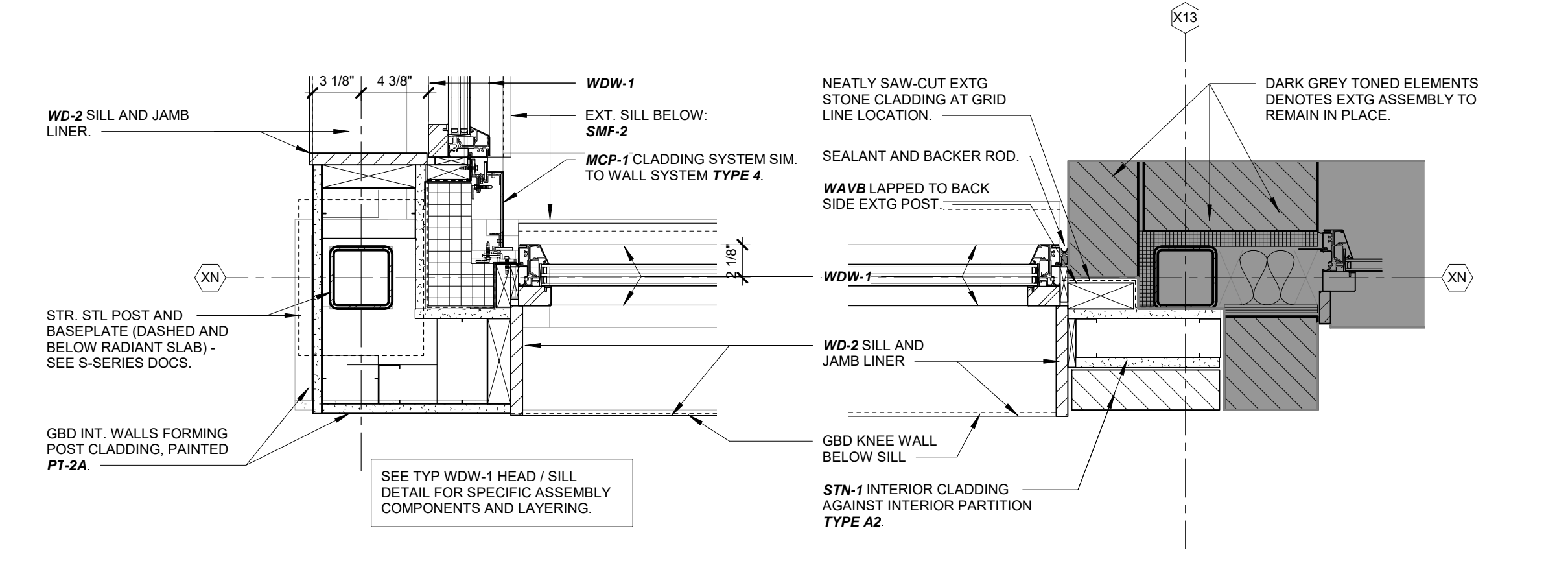
**9 PLAN DETAIL - SOUTH CORRIDOR WINDOW JAMB AND LINK ENTRY**  
A357 1 1/2" = 1'-0"



**14 HEADHOUSE DOOR JAMB TO NEW GREENHOUSE**  
A357 1 1/2" = 1'-0"

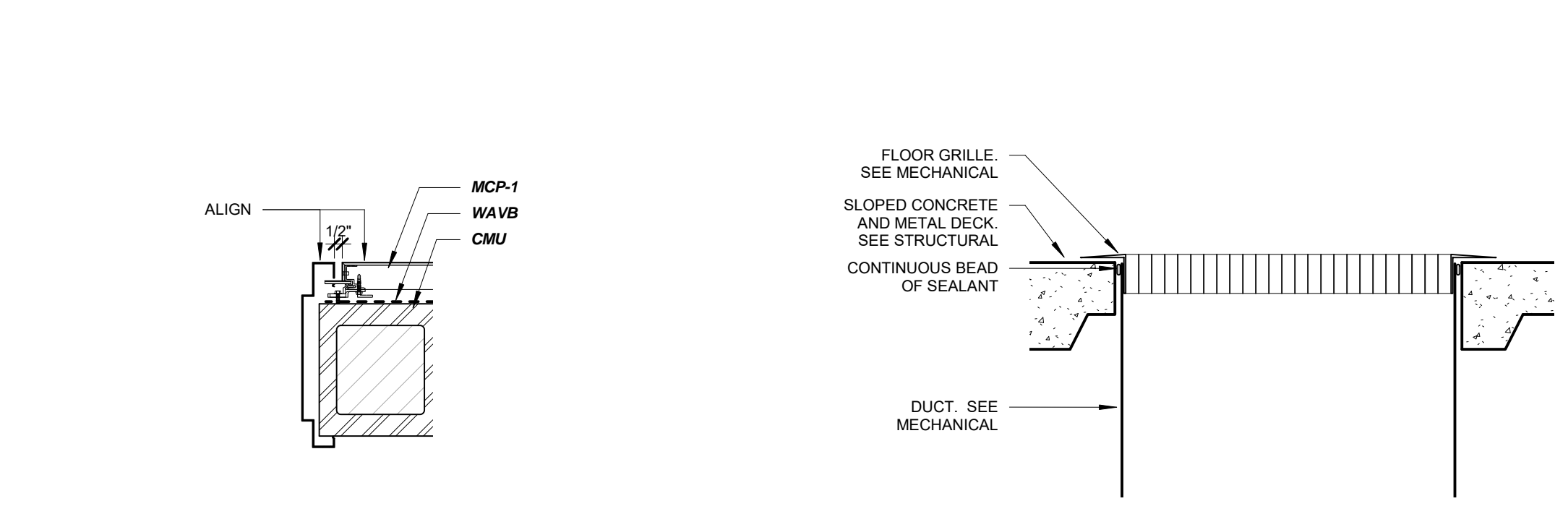


**5 PLAN DETAIL - PARAPET AT GRID 12**  
A357 1 1/2" = 1'-0"

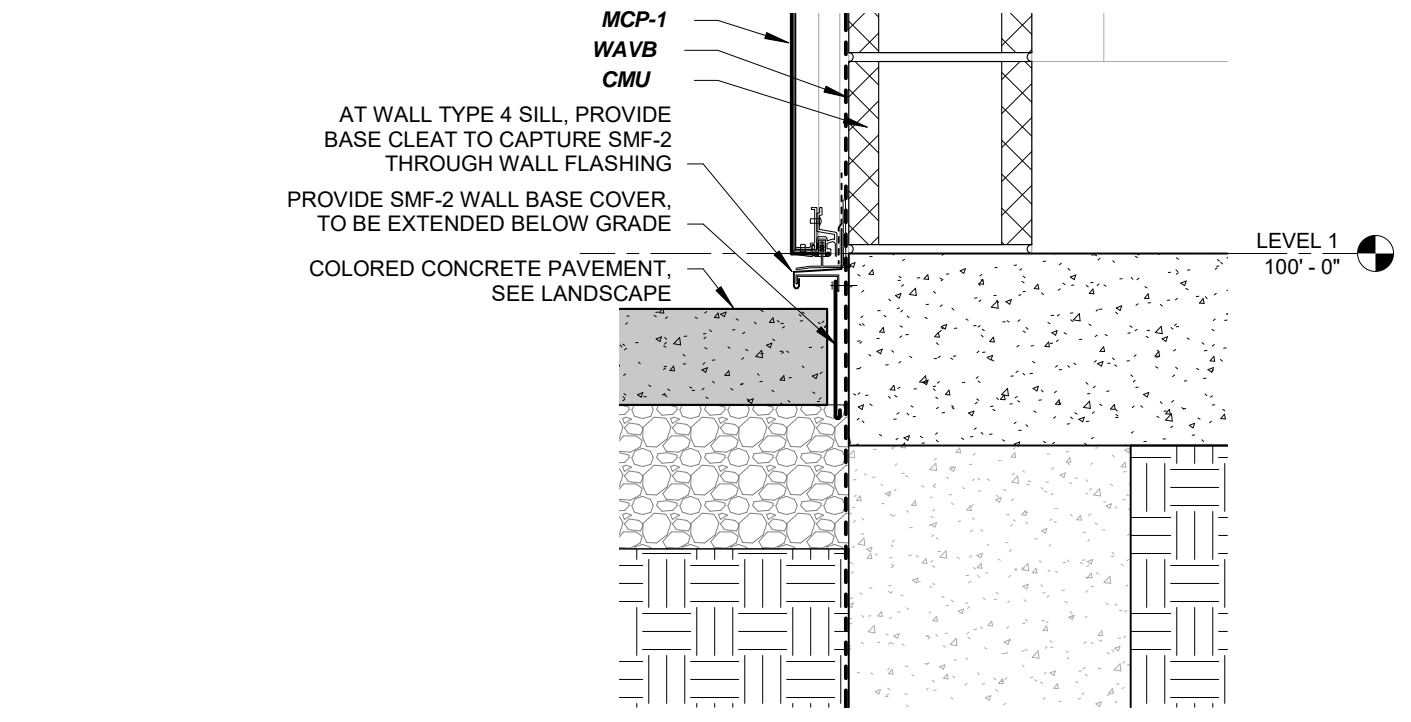


**10 PLAN DETAIL - LINK CORNER JAMB**  
A357 1 1/2" = 1'-0"

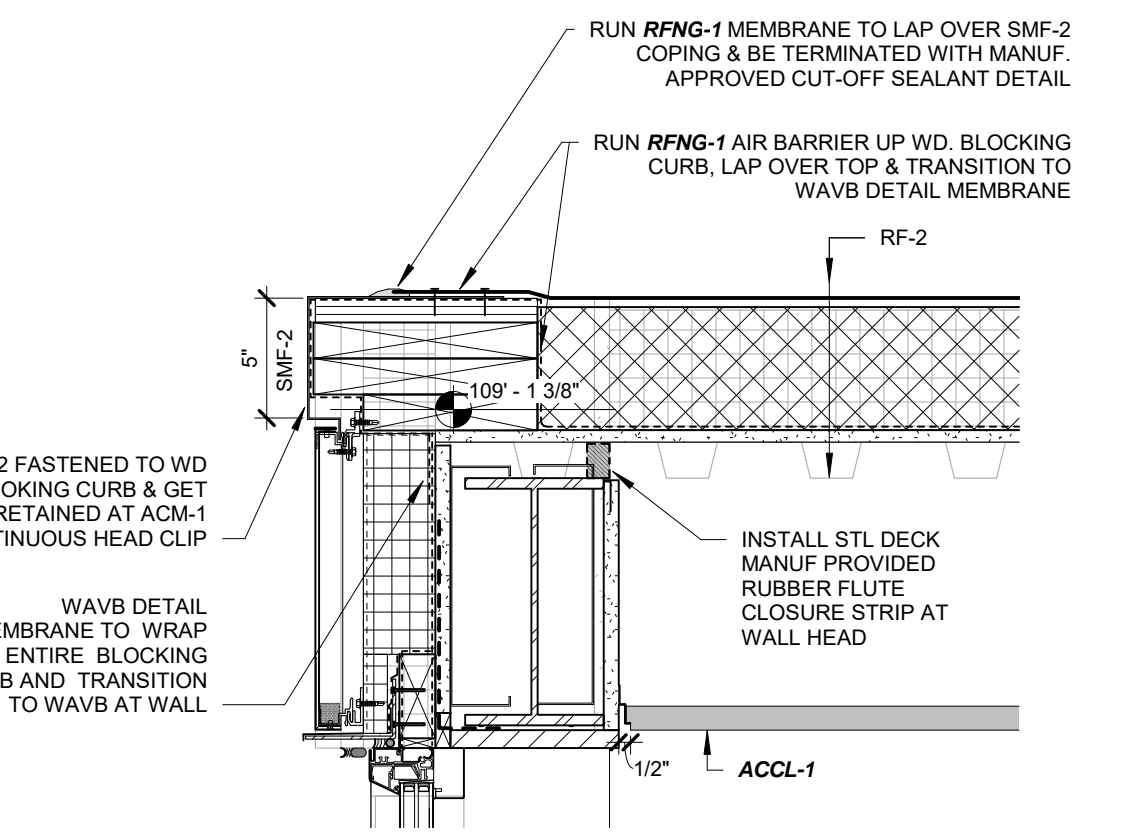
**11 PLAN DETAIL - LINK JUNCTION AT PIER X13-XN**  
A357 1 1/2" = 1'-0"



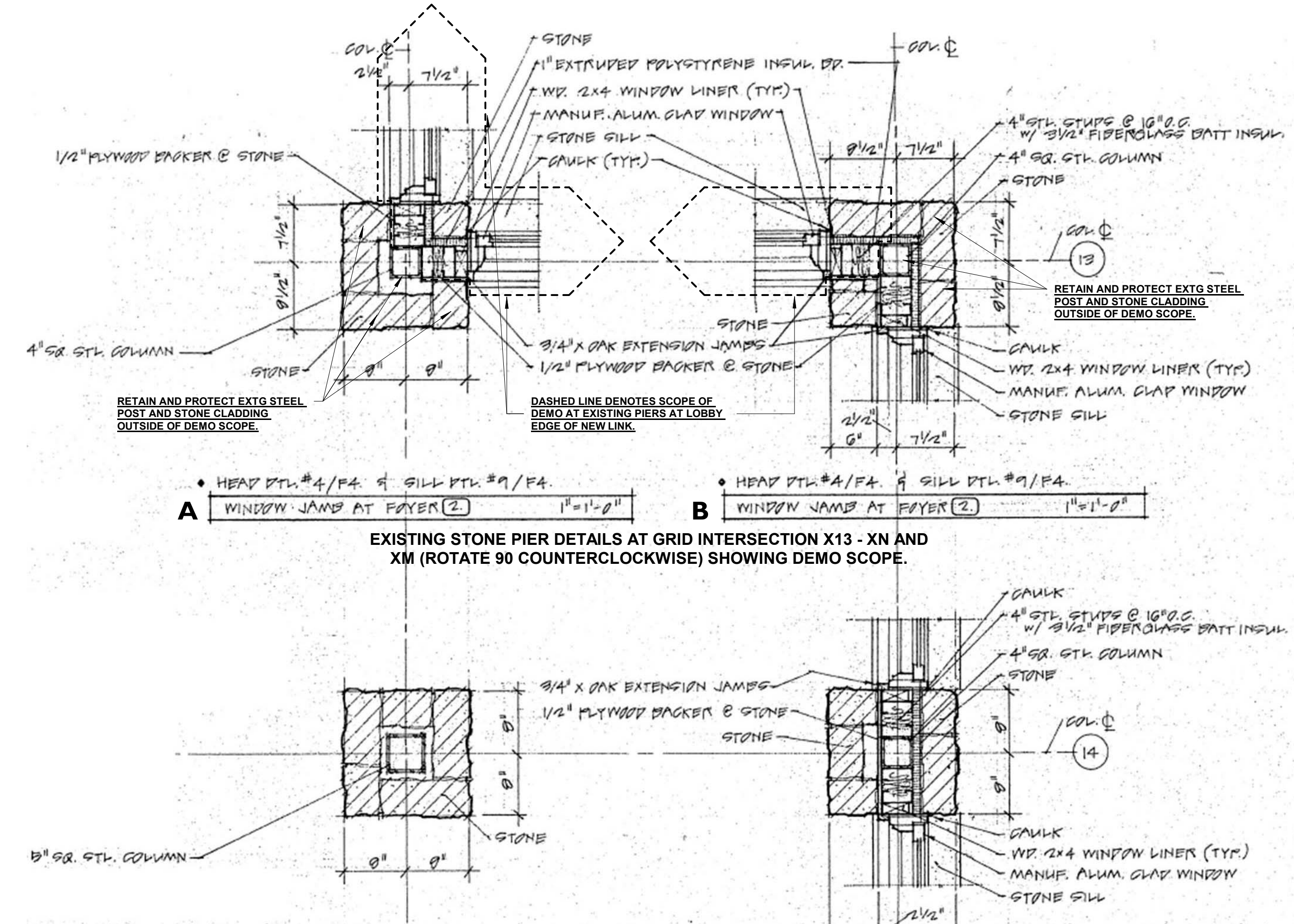
**4 PLAN DETAIL - OUTDOOR STORAGE DOOR JAMB**  
A357 1 1/2" = 1'-0"



**3 SECTION DETAIL - EXTERIOR STAIR AND STORAGE W. WALL BASE**  
A357 1 1/2" = 1'-0"



**6 SECTION DETAIL - LINK WINDOW HEAD**  
A357 1 1/2" = 1'-0"




**EXISTING STONE PIER DETAILS AT GRID INTERSECTION X13 - XN AND X13 - XM (ROTATE 90 COUNTERCLOCKWISE) SHOWING DEMO SCOPE.**

**EXISTING STONE PIER DETAIL TO REPLICATE AT GRID INTERSECTION X13 - XM.**

EXISTING LOBBY PIER DETAILS (FROM 1990s RECORD SET)

I hereby certify that this plan, specification or report was prepared by me or under my direct supervision and that I am a duly Licensed Architect under the Laws of the State of Wisconsin, ARCHITECT SEAL



Signature: *Daniel Jack Poling*  
Print Name: Jack Poling  
Date: JUNE 4, 2018 License No. A-8984

ISSUE	DATE	DESCRIPTION
	09.29.2017	SCHEMATIC DESIGN SUBMISSION
	12.06.2017	DD PRICING SET
	01.10.2018	DESIGN DEVELOPMENT SUBMISSION
	01.17.2018	UDC SUBMISSION
	03.30.2018	70% CD PRICING ISSUE
	04.04.2018	PARKING LOT AND SITE PLAN SUBMISSION
	05.04.2018	90% CD SUBMISSION
	06.01.2018	BID ISSUE
	06.04.2018	PERMIT ISSUE

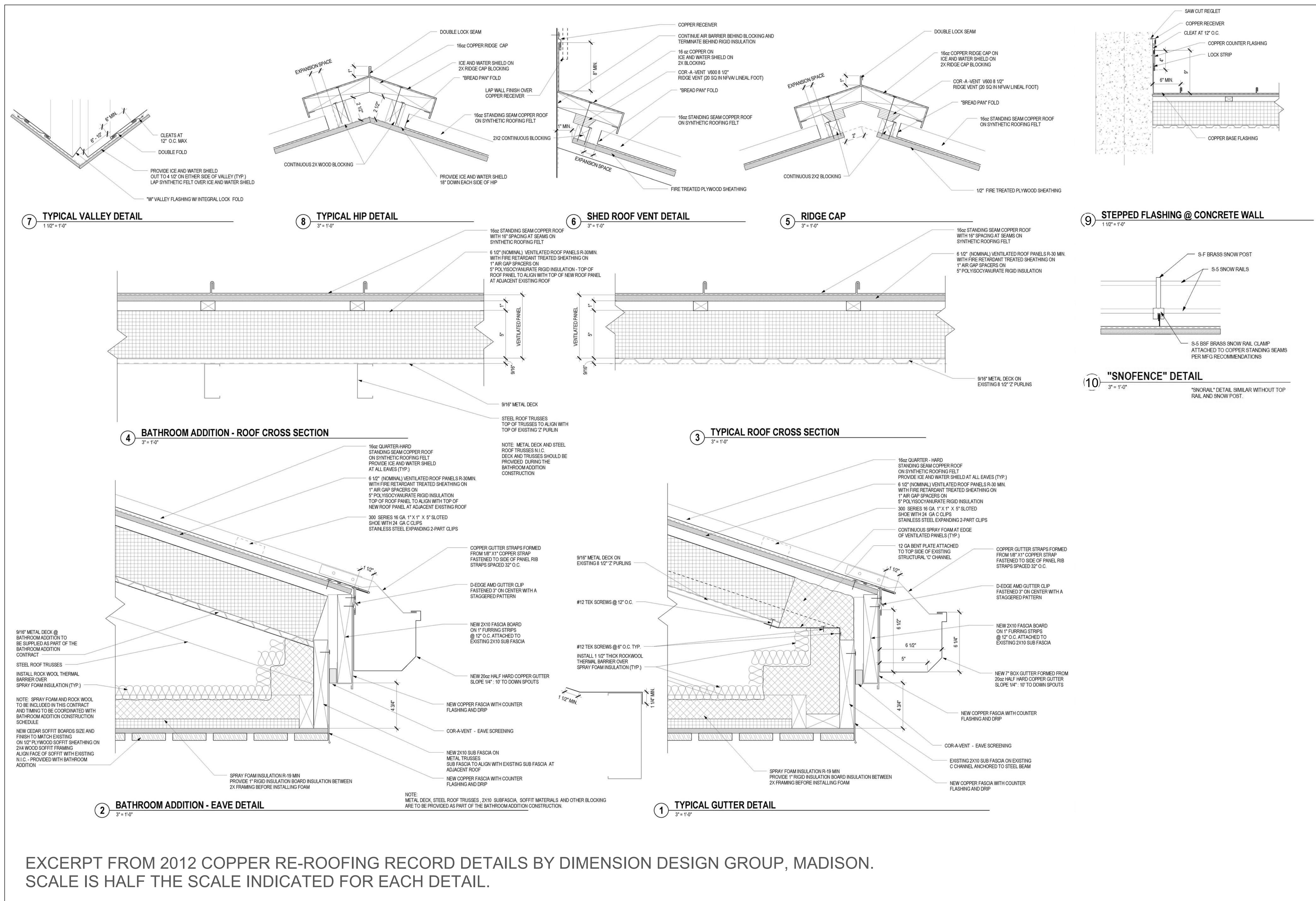
PROJECT NO. 2017016  
PROJECT PHASE BID DOCUMENTS

DRAWN BY MSR CHECKED BY MSR

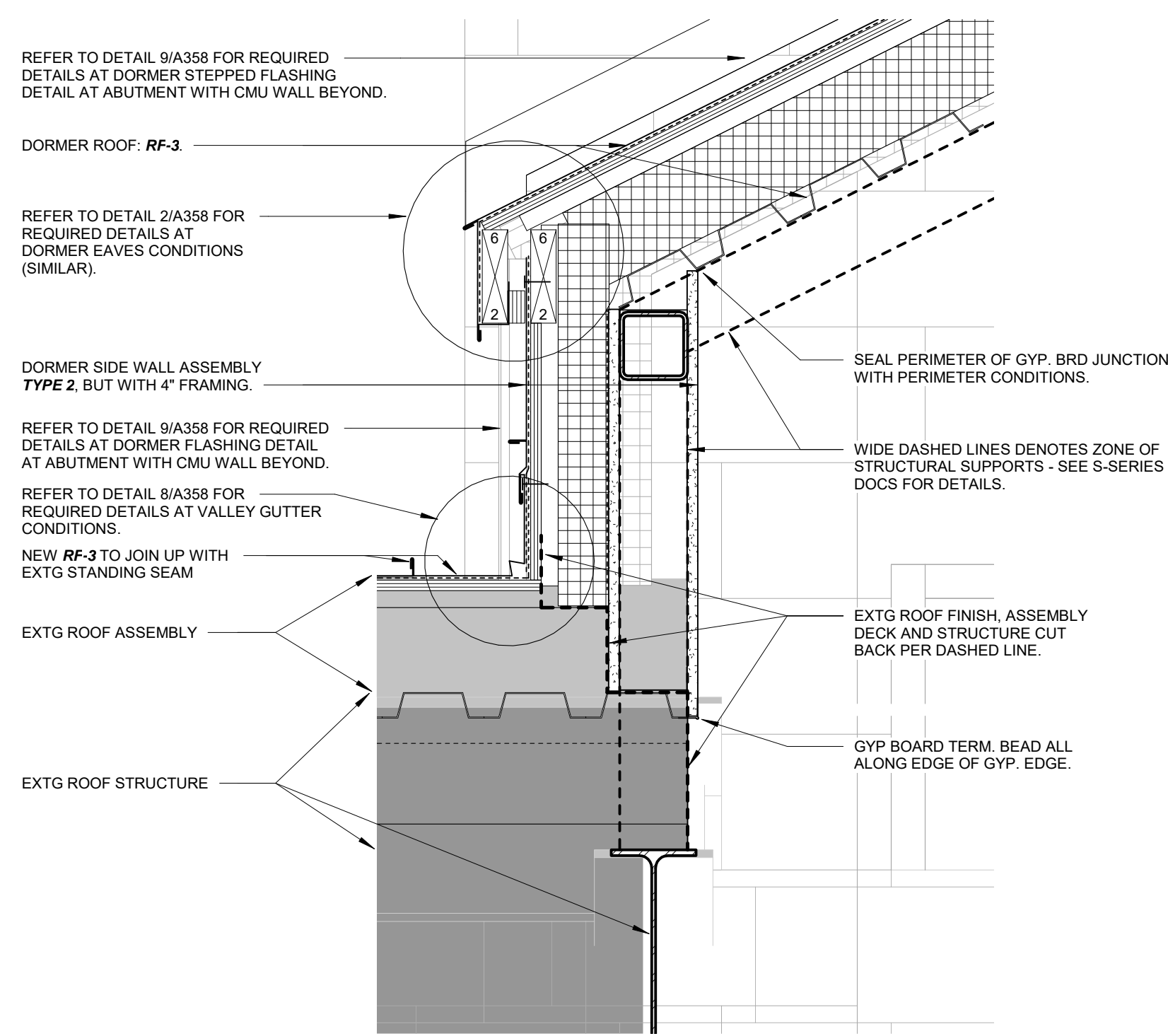
**EXTERIOR DETAILS**

**EXHIBIT F**  
**A357**





EXCERPT FROM 2012 COPPER RE-ROOFING RECORD DETAILS BY DIMENSION DESIGN GROUP, MADISON.  
SCALE IS HALF THE SCALE INDICATED FOR EACH DETAIL.



1 HEADHOUSE DORMER EAVES DETAIL  
A358 1 1/2" = 1'-0"

Civil Engineer  
**Vierbicher Associates, Inc.**

880 Foster Drive, Suite 201  
Madison, WI 53717  
608.826.0532 tel

Landscape Architect  
**Ken Saiki Design, Inc.**

303 South Paterson Street, Suite 1  
Madison, WI 53703  
608.251.3600 tel

Structural Engineer, Technology and AV  
**IMEG Corp.**

1800 Deming Way, Suite 200  
Madison, WI 53702  
608.223.9600 tel

MEP Engineer  
**MEP Associates, LLC**

860 Blue Gentian Road, Suite 175  
Eagan, MN 55121  
651.379.9120 tel

Fire Protection Engineer and Code Consultant  
**Summit Fire Consulting**


575 Minnehaha Ave West  
St. Paul, MN 55103  
651.251.1880 tel

Greenhouse Design  
**Rough Brothers, Inc.**

5513 Vine Street  
Cincinnati, OH 45217  
513.242.0310 tel

**Olbrich Botanical Gardens  
Expansion Phase 1**  
BPW Project #8162  
3330 Atwood Avenue  
Madison, WI 53704

I hereby certify that this plan, specification or report was prepared by me or under my direct supervision and that I am a duly Licensed Architect under the Laws of the State of Wisconsin, ARCHITECT SEAL



Signature: *[Handwritten Signature]*  
Print Name: Jack Poling  
Date: JUNE 4, 2018 License No.: A-8984

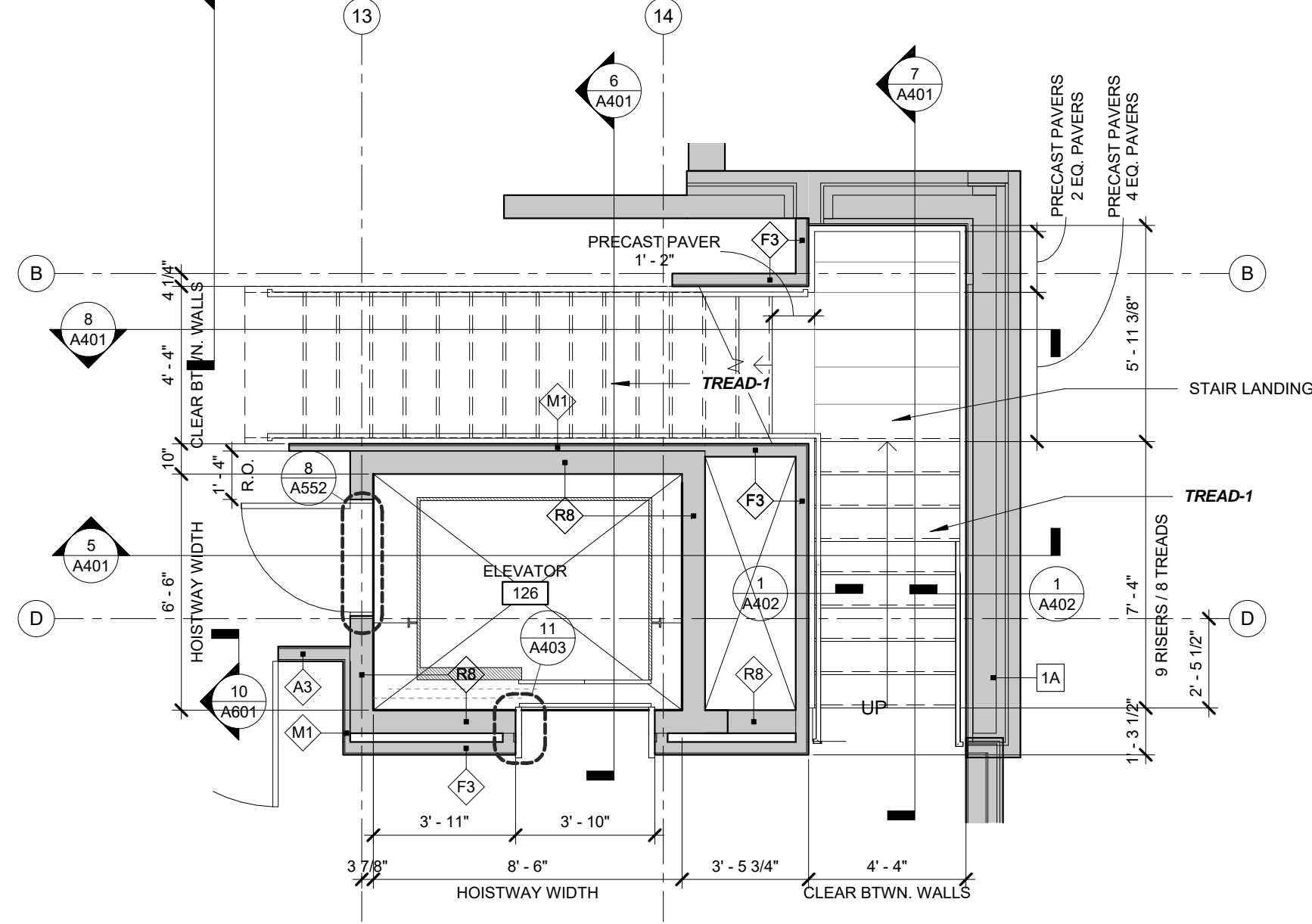
ISSUE	DATE	DESCRIPTION
	09.29.2017	SCHEMATIC DESIGN SUBMISSION
	12.06.2017	DD PRICING SET
	01.10.2018	DESIGN DEVELOPMENT SUBMISSION
	01.17.2018	UDC SUBMISSION
	03.30.2018	70% CD PRICING ISSUE
	04.26.2018	PARKING LOT AND SITE PLAN SUBMISSION
	05.04.2018	90% CD SUBMISSION
	06.01.2018	BID ISSUE
	06.04.2018	PERMIT ISSUE

PROJECT NO. 2017016  
PROJECT PHASE BID DOCUMENTS

DRAWN BY: MSR CHECKED BY: MSR  
www.msrdesign.com

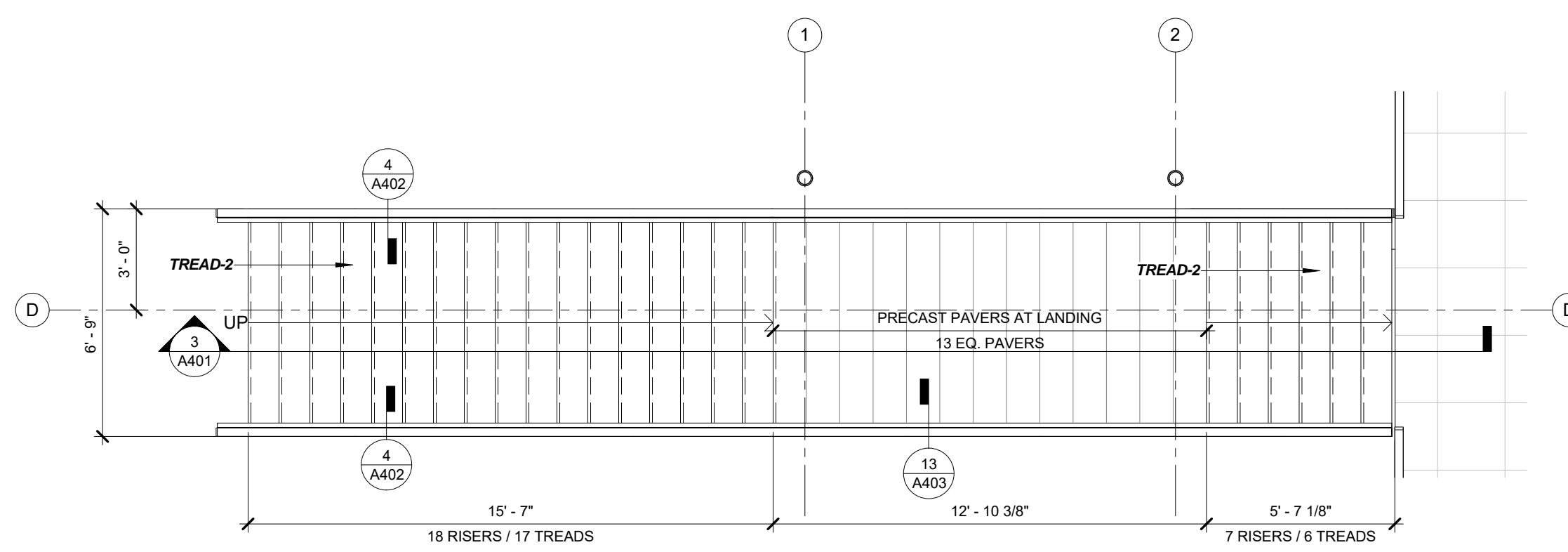
**EXTERIOR DETAILS  
- COPPER ROOFING**

EXHIBIT F  
**A358**



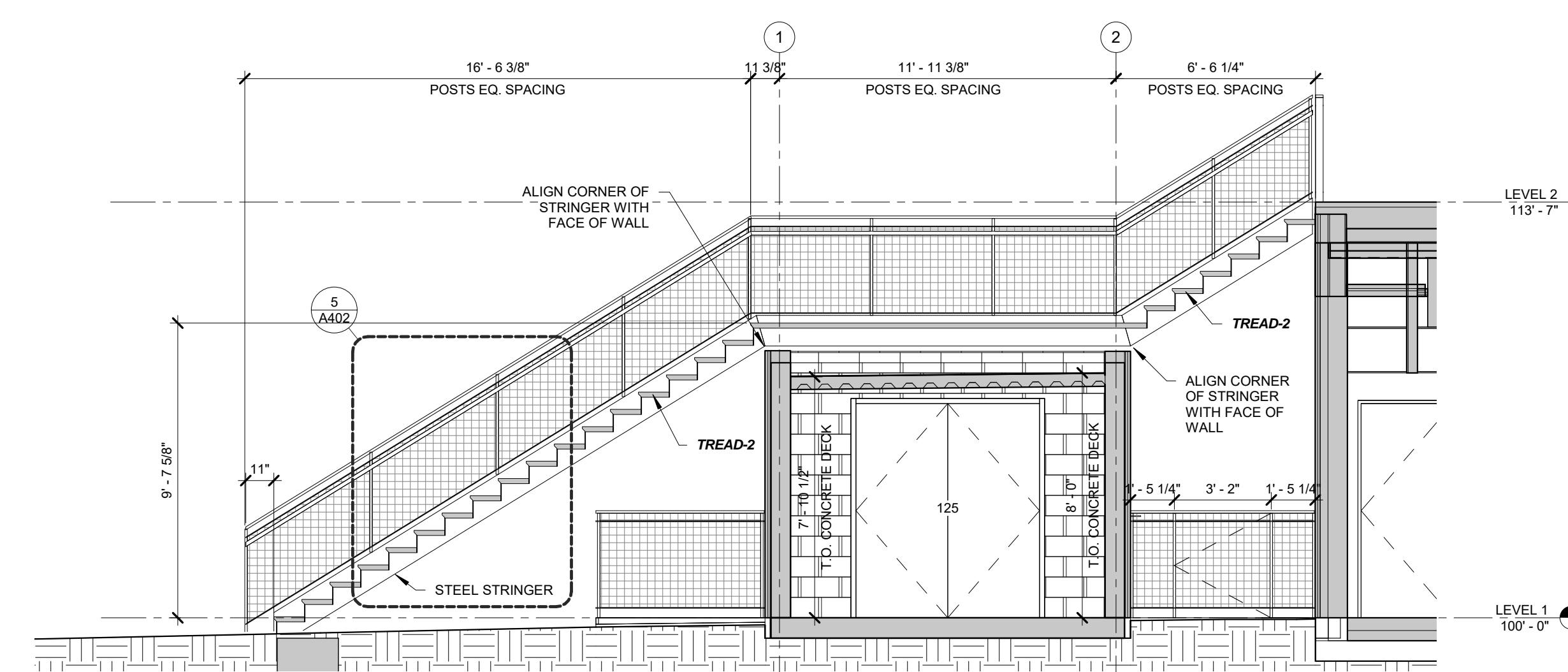
1 STAIR MS-1 PLAN LEVEL 1

A401 1/4" = 1'-0"



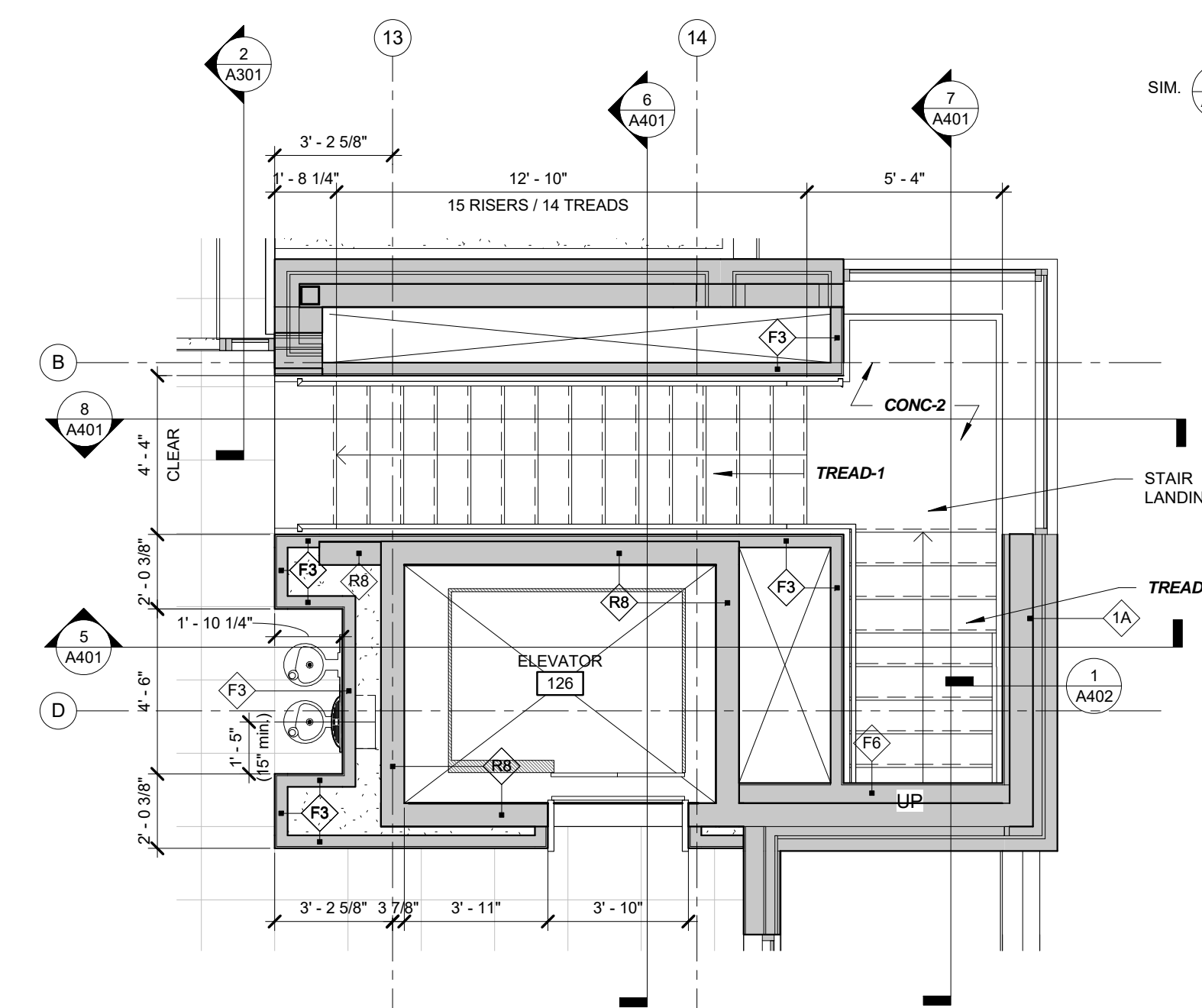
2 STAIR MS-2 PLAN LEVEL 1

A401 1/4" = 1'-0"



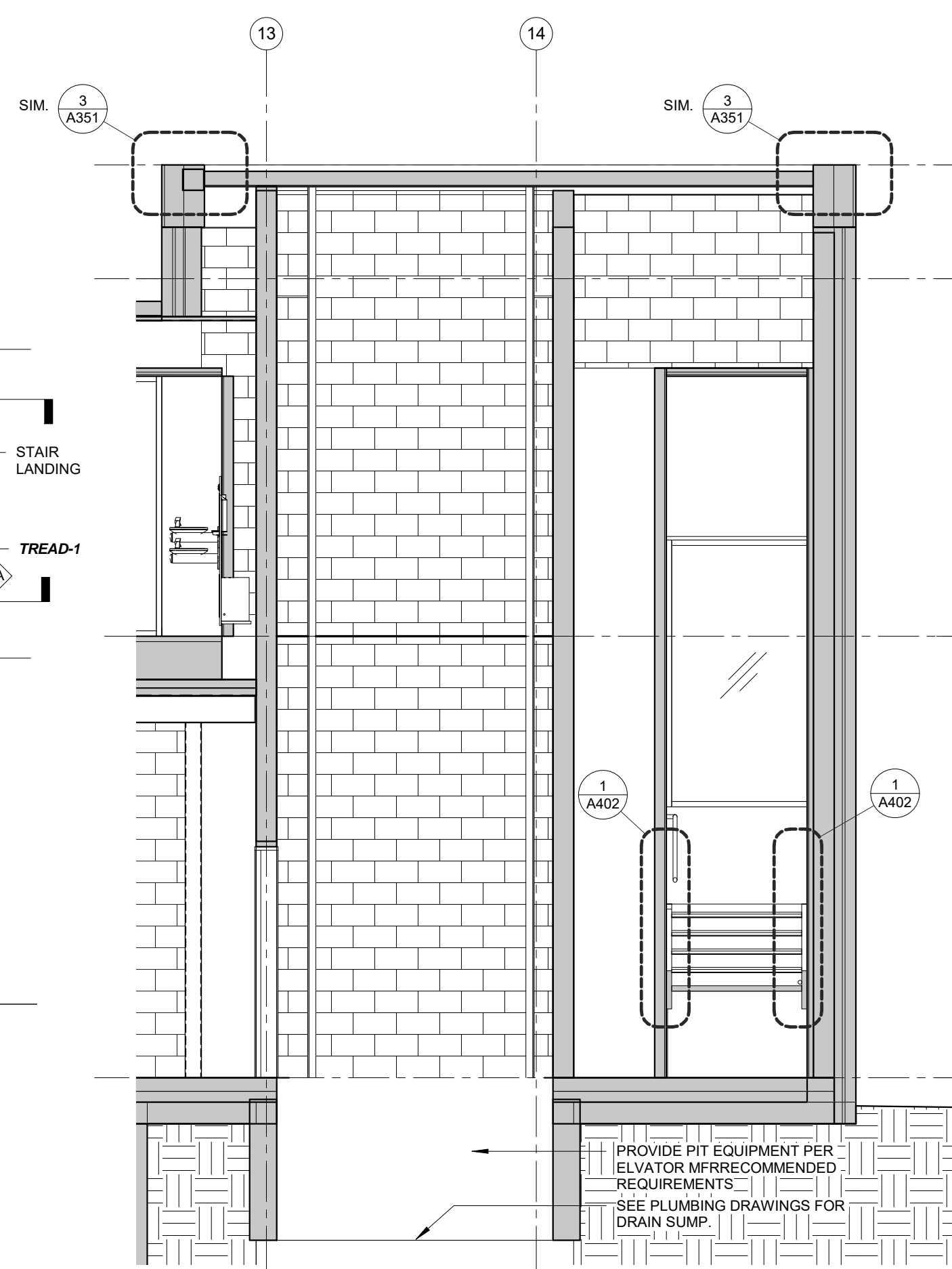
3 EXTERIOR STAIR SECTION N-S

A401 1/4" = 1'-0"



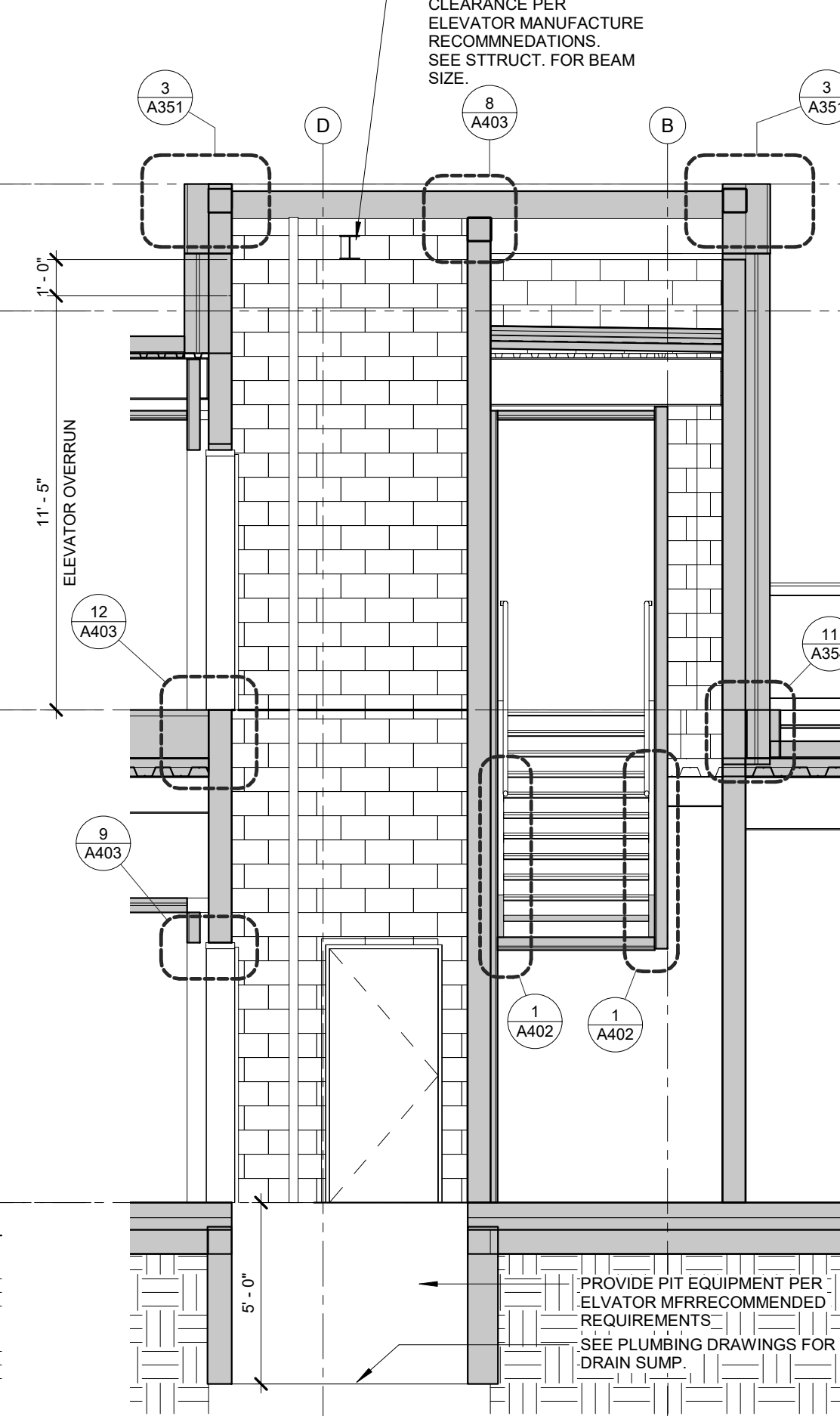
4 STAIR MS-1 PLAN LEVEL 2

A401 1/4" = 1'-0"



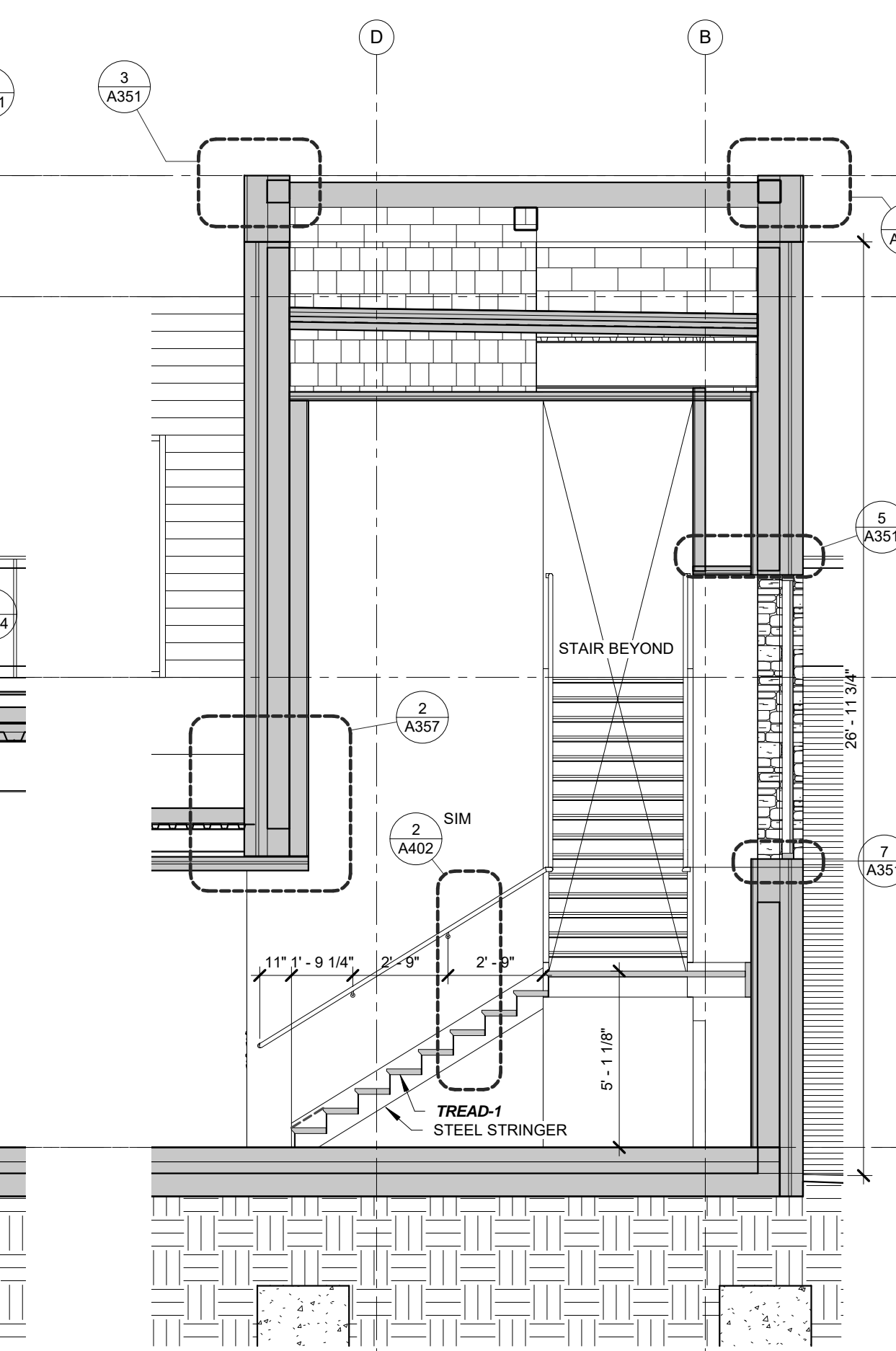
5 STAIR MS-1 AND ELEVATOR SHAFT SECTION N-S

A401 1/4" = 1'-0"



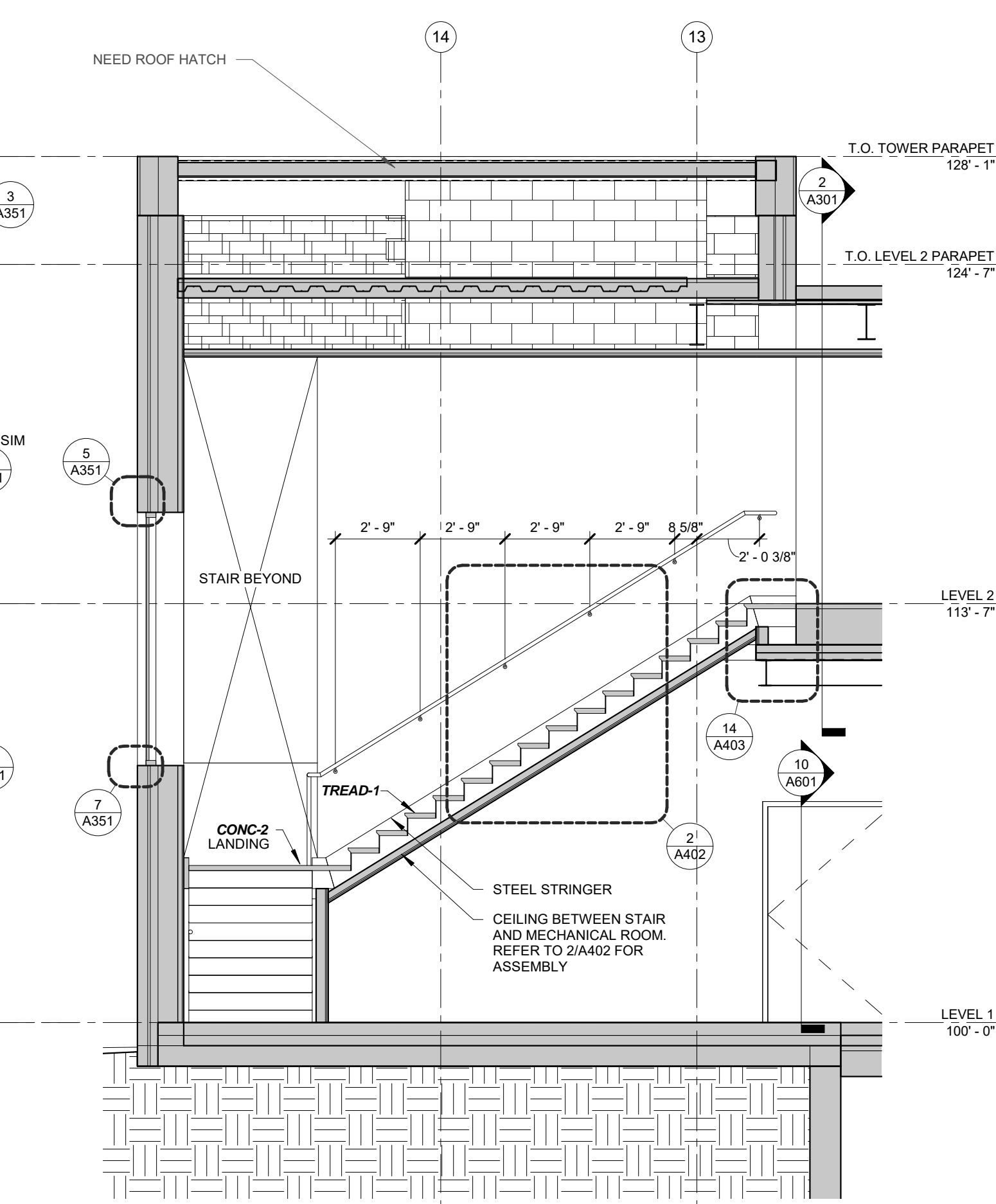
6 STAIR MS-1 AND ELEVATOR SHAFT SECTION E-W

A401 1/4" = 1'-0"



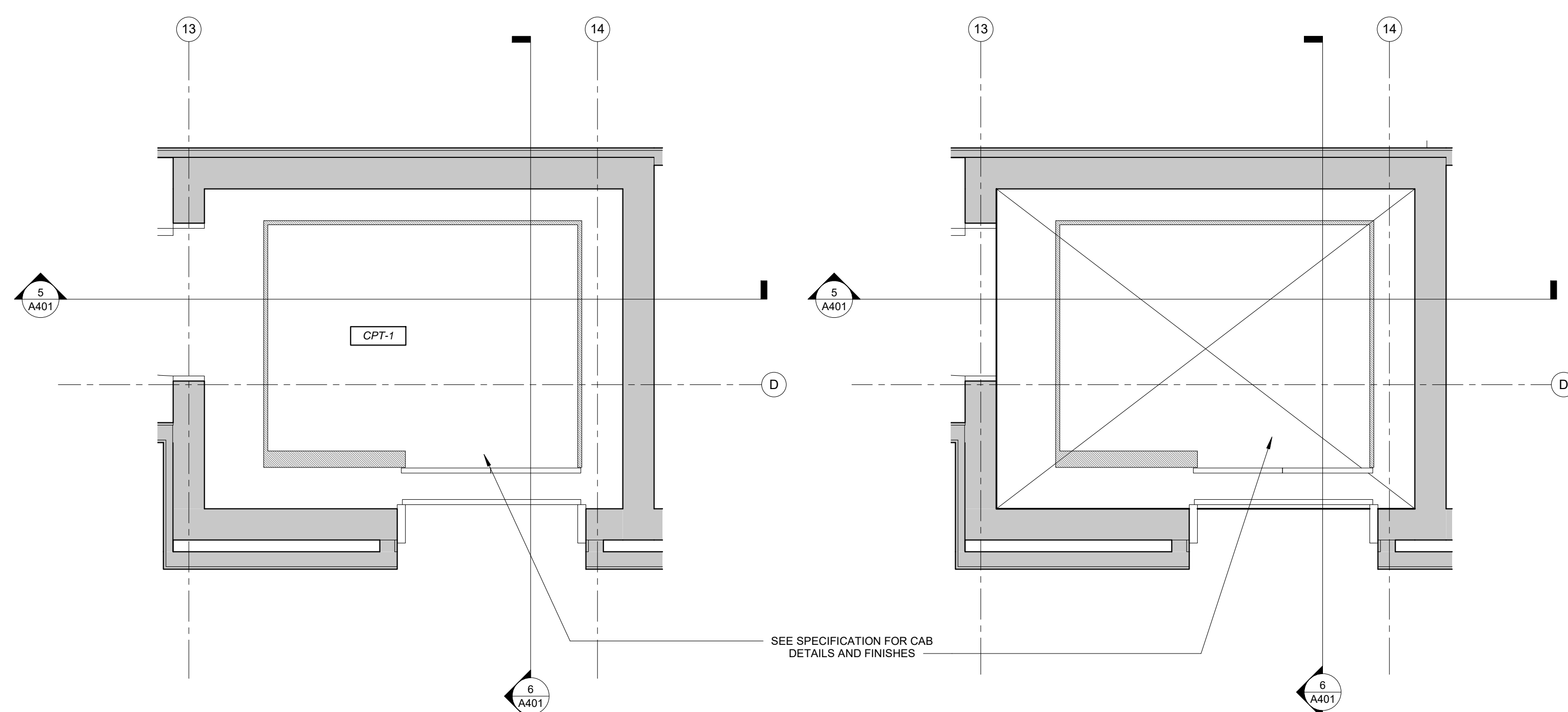
7 STAIR MS-1 SECTION E-W

A401 1/4" = 1'-0"



8 STAIR MS-1 SECTION N-S

A401 1/4" = 1'-0"



10 ELEVATOR CAB FLOOR PLAN

A401 1/2" = 1'-0"

9 ELEVATOR CAB REFLECTED CEILING PLAN

A401 1/2" = 1'-0"

MSR 710 South 2nd Street, 8th Floor  
Minneapolis, Minnesota 55401-2282  
Architecture 612.375.0336 tel  
Interiors and 612.342.2216 fax  
Urban Design www.msrdesign.com

Civil Engineer  
Vierbicher Associates, Inc.

889 Foster Drive, Suite 201  
Madison, WI 53717

608.826.0532 tel

Landscape Architect  
Ken Saiki Design, Inc.

303 South Palomero Street, Suite 1  
Madison, WI 53703

608.251.3600 tel

Structural Engineer, Technology and AV  
IMEG Corp.

1800 Deming Way, Suite 200  
Madison, WI 53762

608.223.9500 tel

MEP Engineer  
MEP Associates, LLC

860 Blue Gentian Road, Suite 175  
Eagan, MN 55121

651.379.9120 tel

Fire Protection Engineer and Code Consultant  
Summit Fire Consulting

575 Minnesota Ave West  
St. Paul, MN 55103

651.251.1880 tel


Greenhouse Design  
Rough Brothers, Inc.

5513 Vine Street  
Cincinnati, OH 45217

513.242.0310 tel

**Olbrich Botanical Gardens  
Expansion Phase 1**  
BPW Project #8162  
3330 Atwood Avenue  
Madison, WI 53704

I hereby certify that this plan, specification or report was prepared by me or under my direct supervision and that I am a duly Licensed Architect under the Laws of the State of Wisconsin.  
ARCHITECT SEAL



Signature: *Jack Poling*  
Print Name: Jack Poling  
Date: JUNE 4, 2018 License No. A-8984

ISSUE	DATE	DESCRIPTION
	09.29.2017	SCHEMATIC DESIGN SUBMISSION
	12.06.2017	DD PRICING SET
	01.10.2018	DESIGN DEVELOPMENT SUBMISSION
	01.17.2018	IUDC SUBMISSION
	03.30.2018	70% CD PRICING ISSUE
	04.04.2018	PARKING LOT AND SITE PLAN SUBMISSION
	05.04.2018	90% CD SUBMISSION
	06.01.2018	BID ISSUE
	06.04.2018	PERMIT ISSUE

PROJECT NO. 2017016

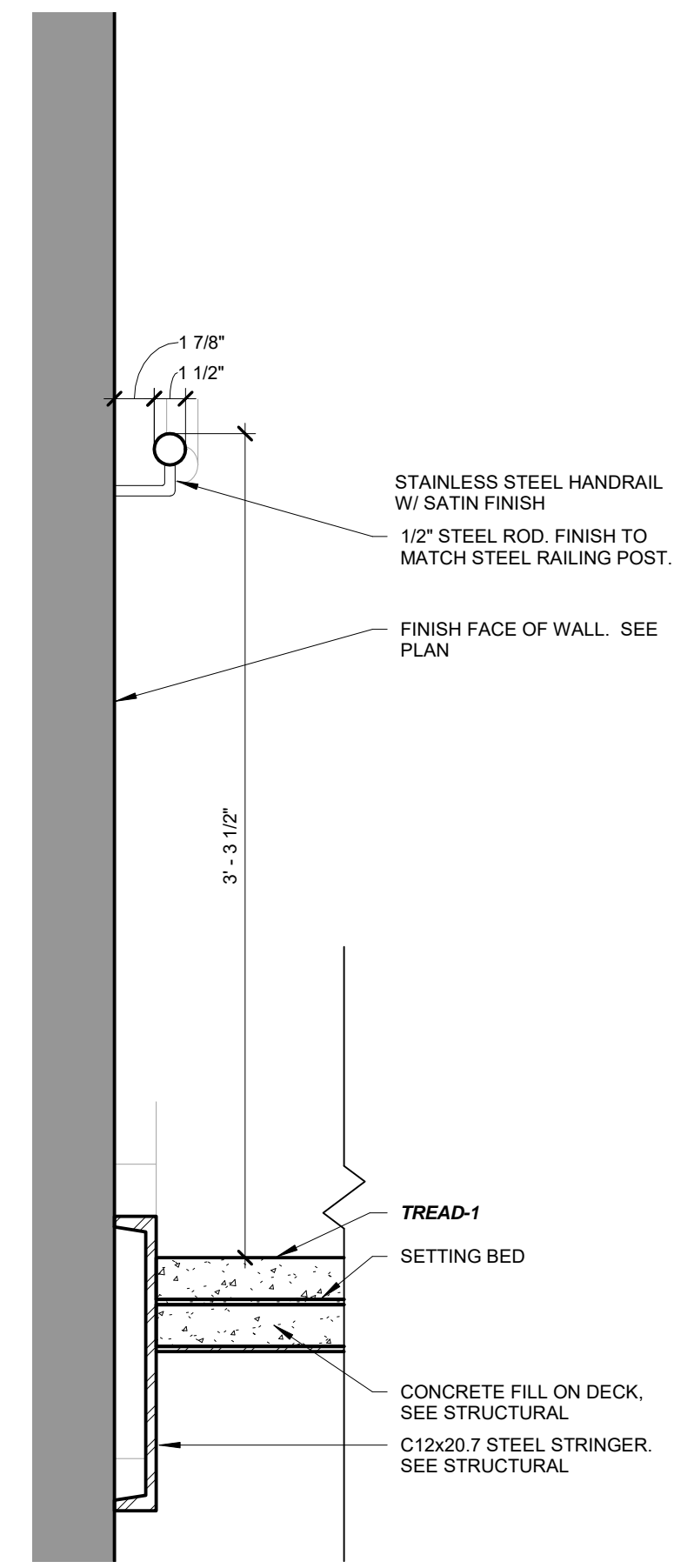
PROJECT PHASE BID DOCUMENTS

DRAWN BY: MSR CHECKED BY: MSR

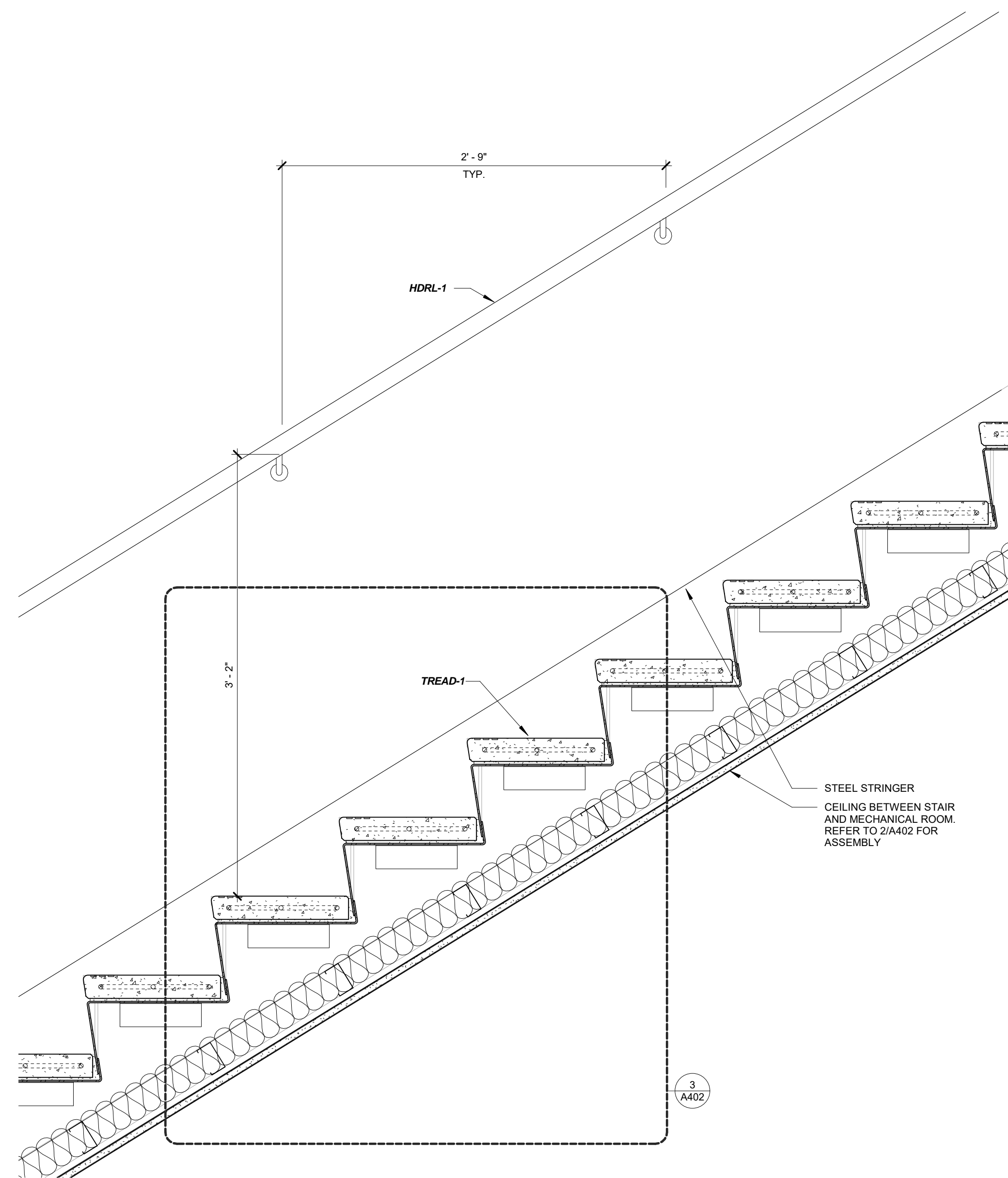
www.msrdesign.com

VERTICAL  
CIRCULATION

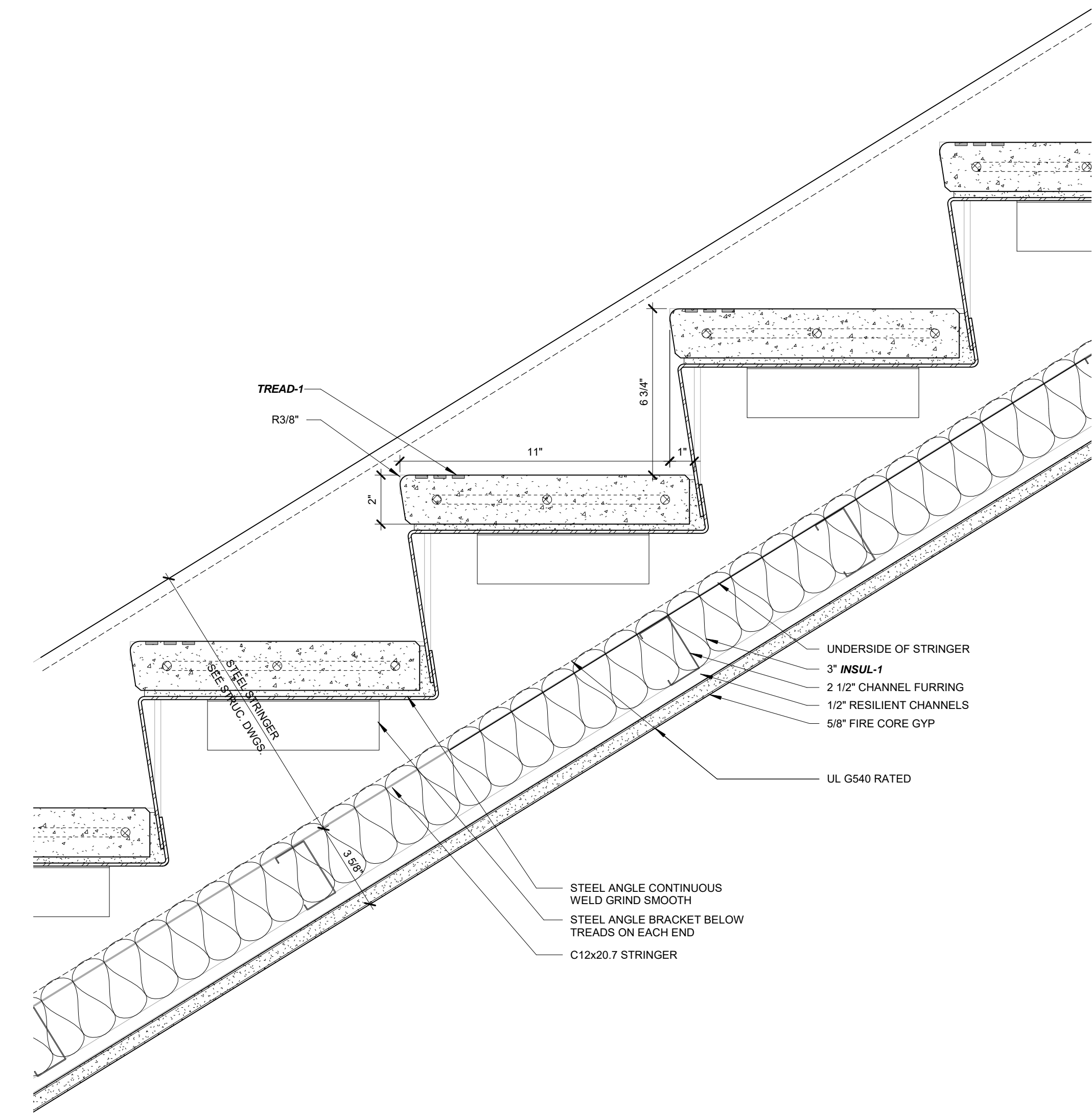
EXHIBIT F  
A401



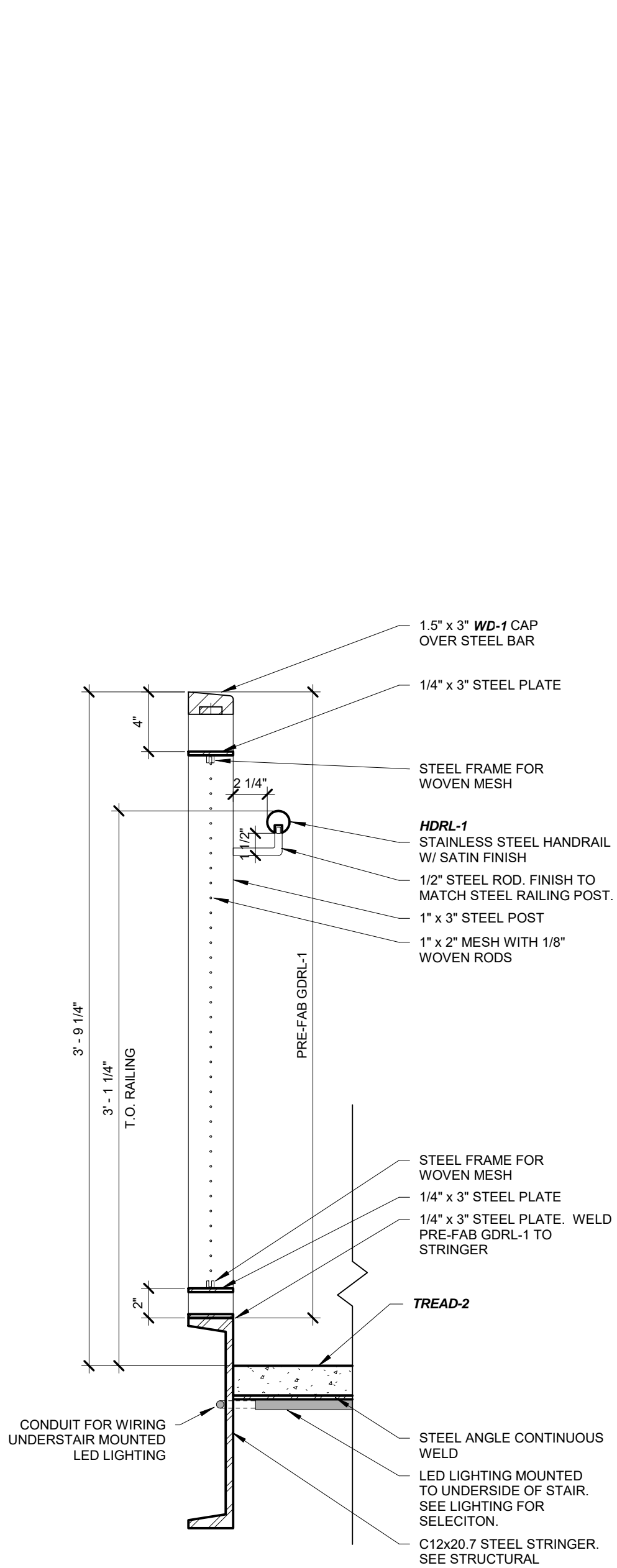
1 STAIR RAILING SECTION @ HDRL-1  
A402 1 1/2" = 1'-0"



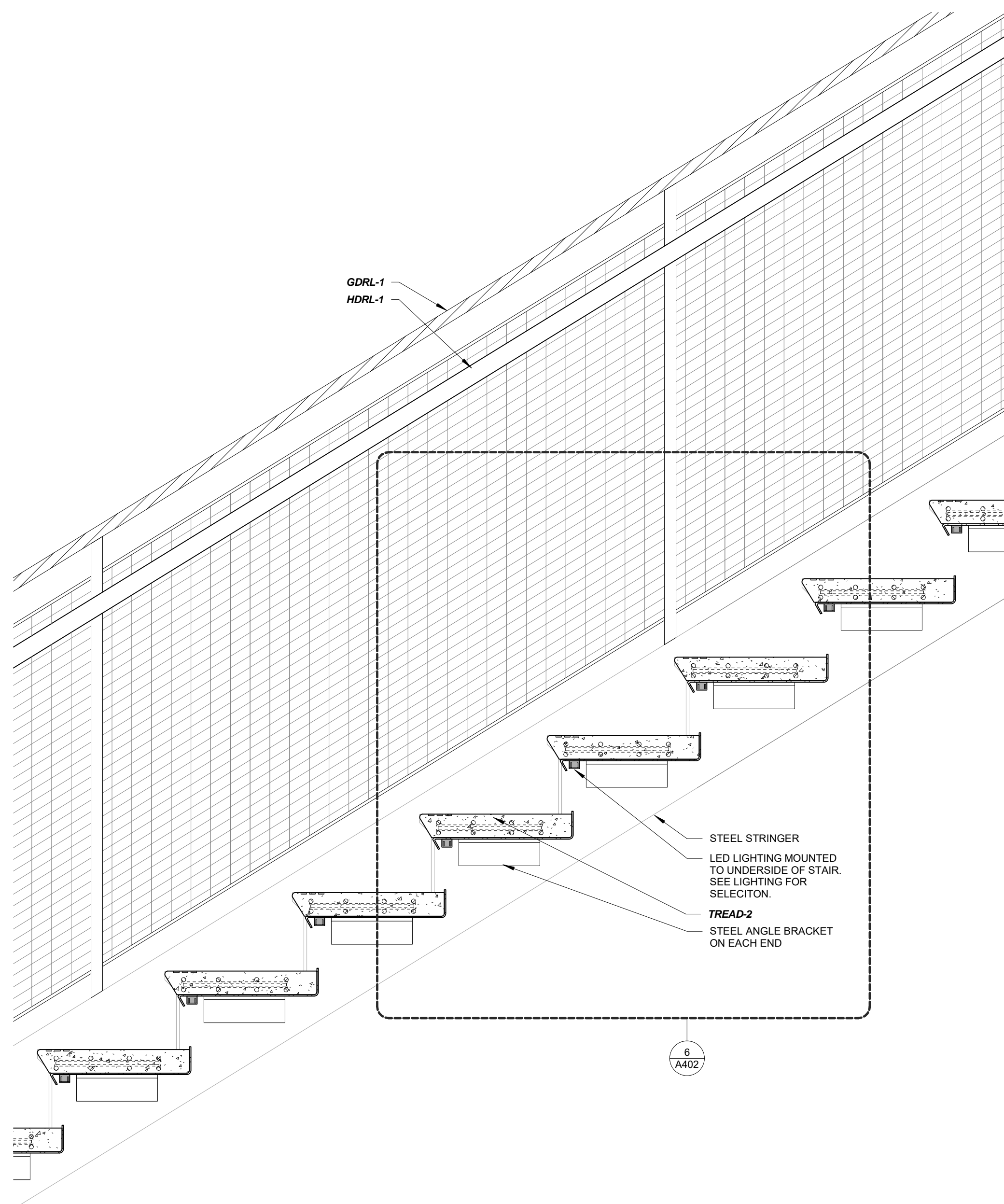
2 STAIR RAILING SECTION @ MS-1  
A402 1 1/2" = 1'-0"



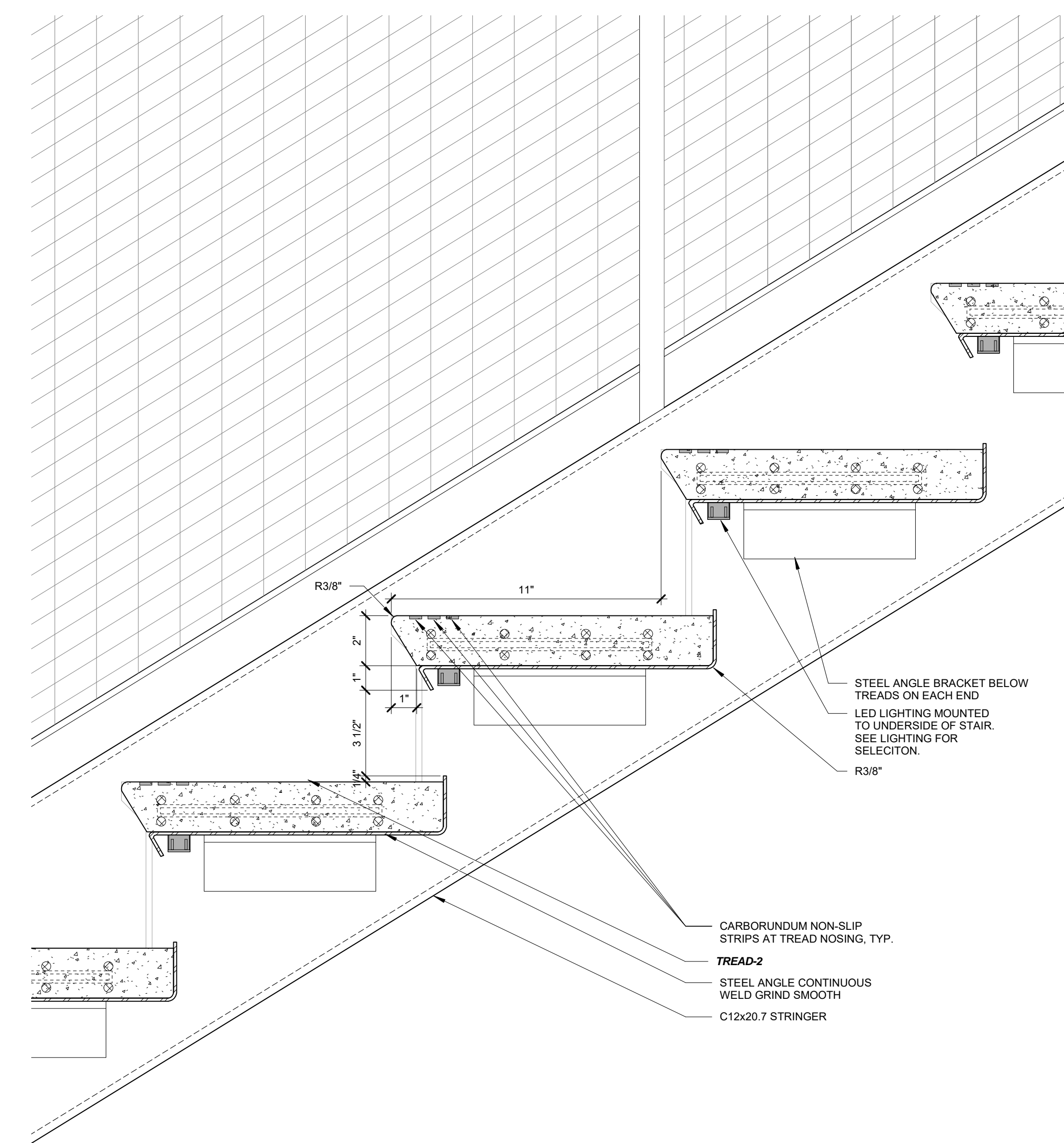
3 STAIR TREAD SECTION DETAIL @ MS-1  
A402 3" = 1'-0"



4 STAIR RAILING SECTION @ GDRL-1  
A402 1 1/2" = 1'-0"




5 STAIR TREAD SECTION @ MS-2  
A402 1 1/2" = 1'-0"



6 STAIR TREAD SECTION DETAIL @ MS-2  
A402 3" = 1'-0"

**Olbrich Botanical Gardens  
Expansion Phase 1**  
BPW Project #8162  
3330 Atwood Avenue  
Madison, WI 53704

I hereby certify that this plan, specification or report was prepared by me or under my direct supervision and that I am a duly Licensed Architect under the Laws of the State of Wisconsin, ARCHITECT SEAL



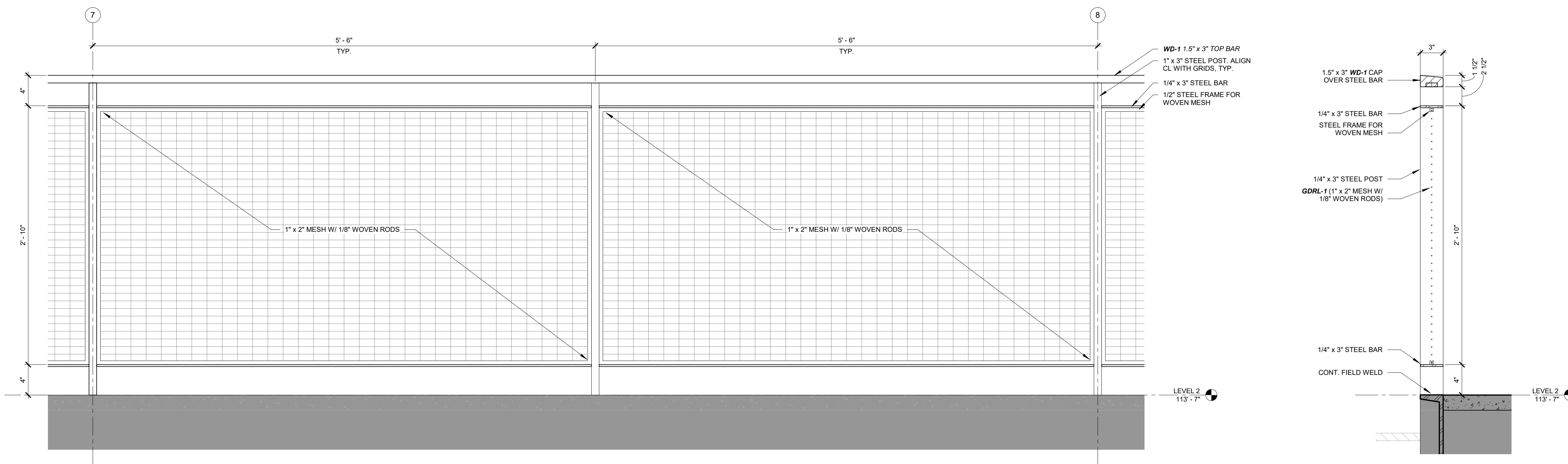
Signature: *Jack Poling*  
Print Name: Jack Poling  
Date: JUNE 4, 2018 License No.: A-8984

ISSUE	DATE	DESCRIPTION
	09.29.2017	SCHEMATIC DESIGN SUBMISSION
	12.06.2017	DD PRICING SET
	01.10.2018	DESIGN DEVELOPMENT SUBMISSION
	01.17.2018	UDC SUBMISSION
	03.30.2018	70% CD PRICING ISSUE
	04.08.2018	PARKING LOT AND SITE PLAN SUBMISSION
	05.04.2018	90% CD SUBMISSION
	06.01.2018	BID ISSUE
	06.04.2018	PERMIT ISSUE

PROJECT NO. 2017016  
PROJECT PHASE BID DOCUMENTS  
DRAWN BY MSR CHECKED BY MSR  
www.msrdesign.com

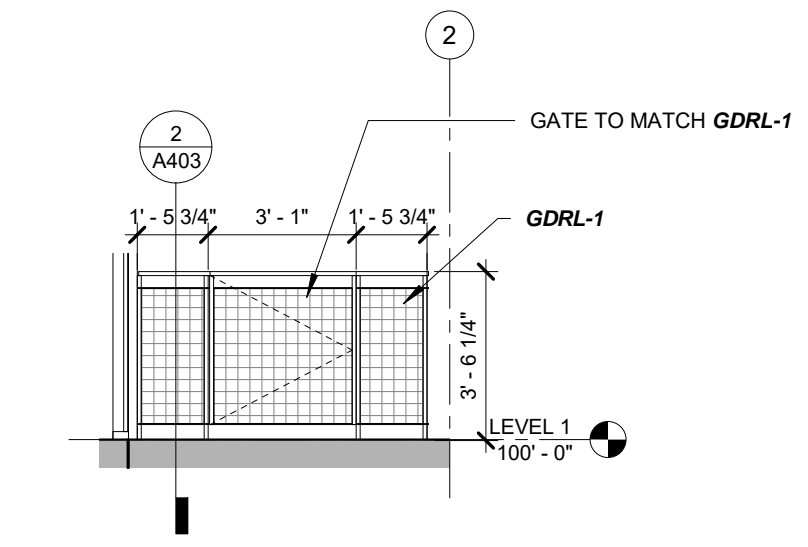
**VERTICAL  
CIRCULATION  
DETAILS**

**EXHIBIT F  
A402**

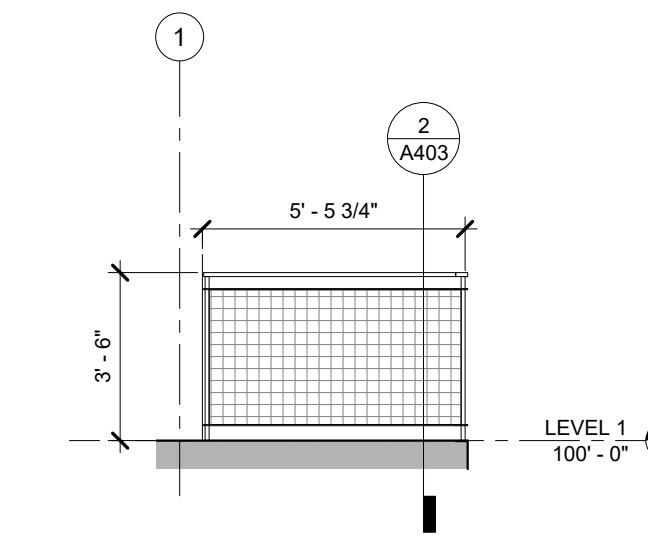


**1 GDRL-1 - TYPICAL ELEVATION**  
A403 1 1/2" = 1'-0"

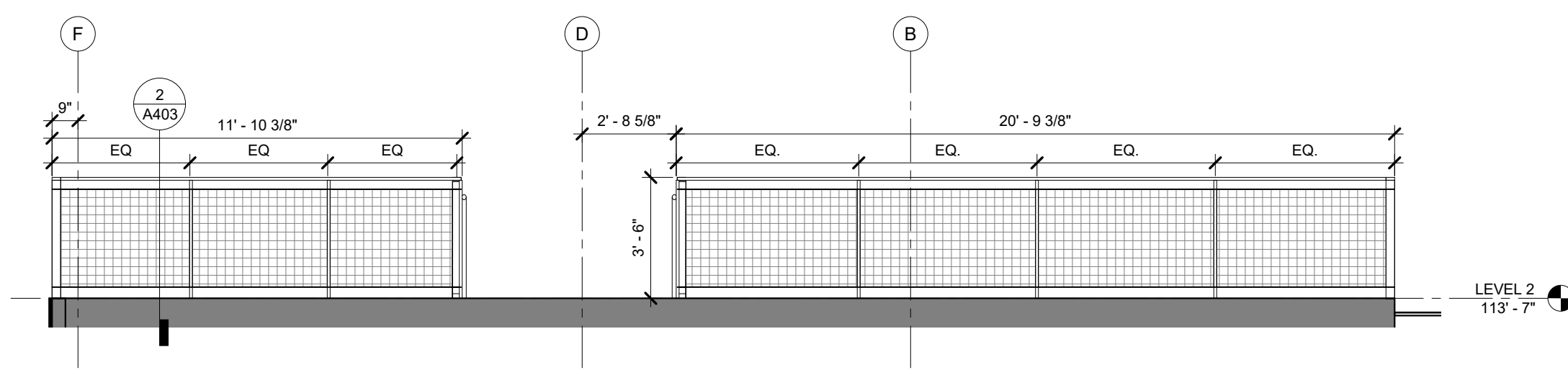
**2 RAILING SECTION @ GDRL-1**  
A403 1 1/2" = 1'-0"



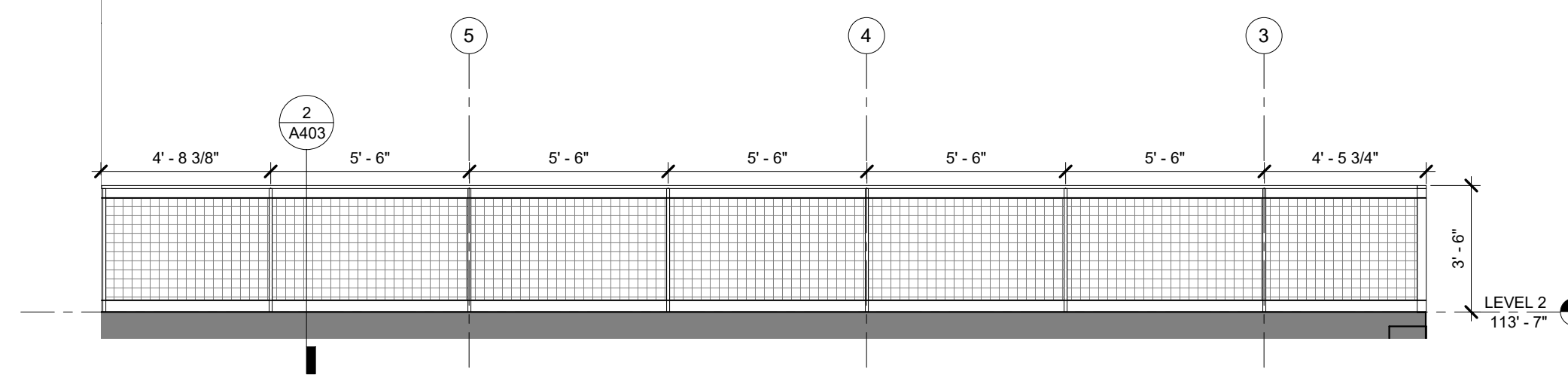
**7 OUTDOOR CLASSROOM WEST GATE ELEVATION - GDRL-1**  
A403 1/4" = 1'-0"



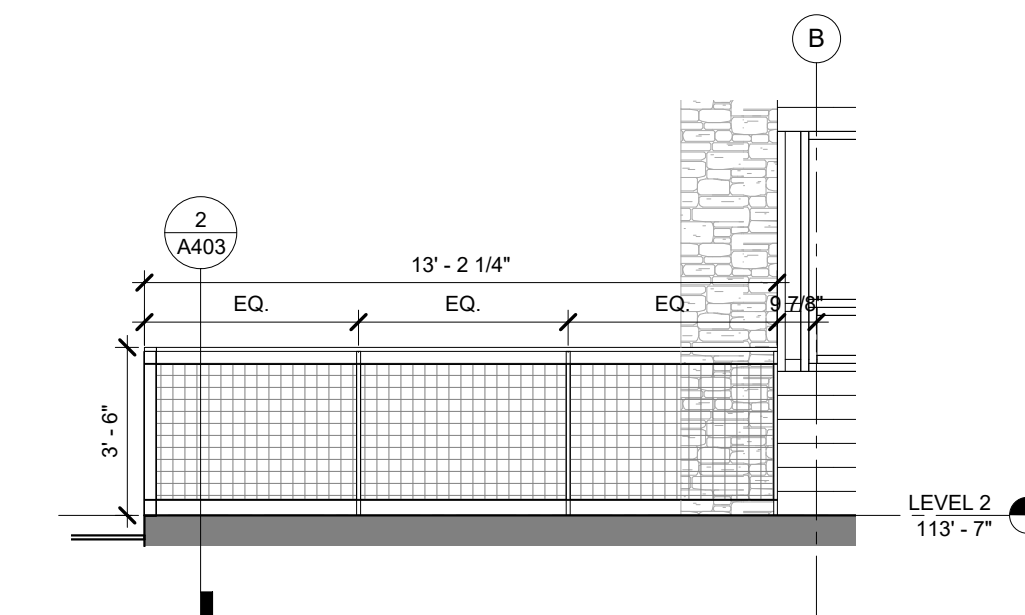
**10 OUTDOOR CLASSROOM WEST RAILING ELEVATION - GDRL-1**  
A403 1/4" = 1'-0"



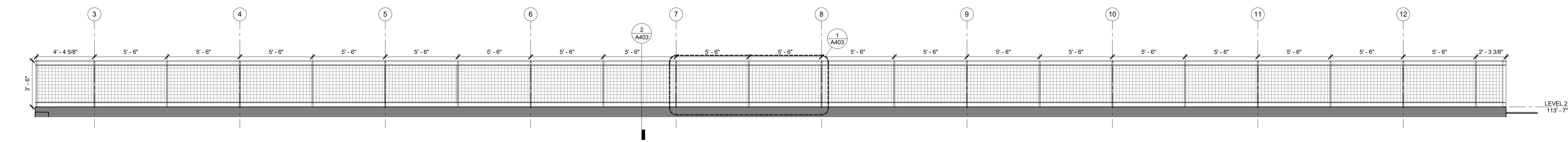
**3 EXTERIOR PATIO RAILING NORTH ELEVATION - GDRL-1**  
A403 1/4" = 1'-0"



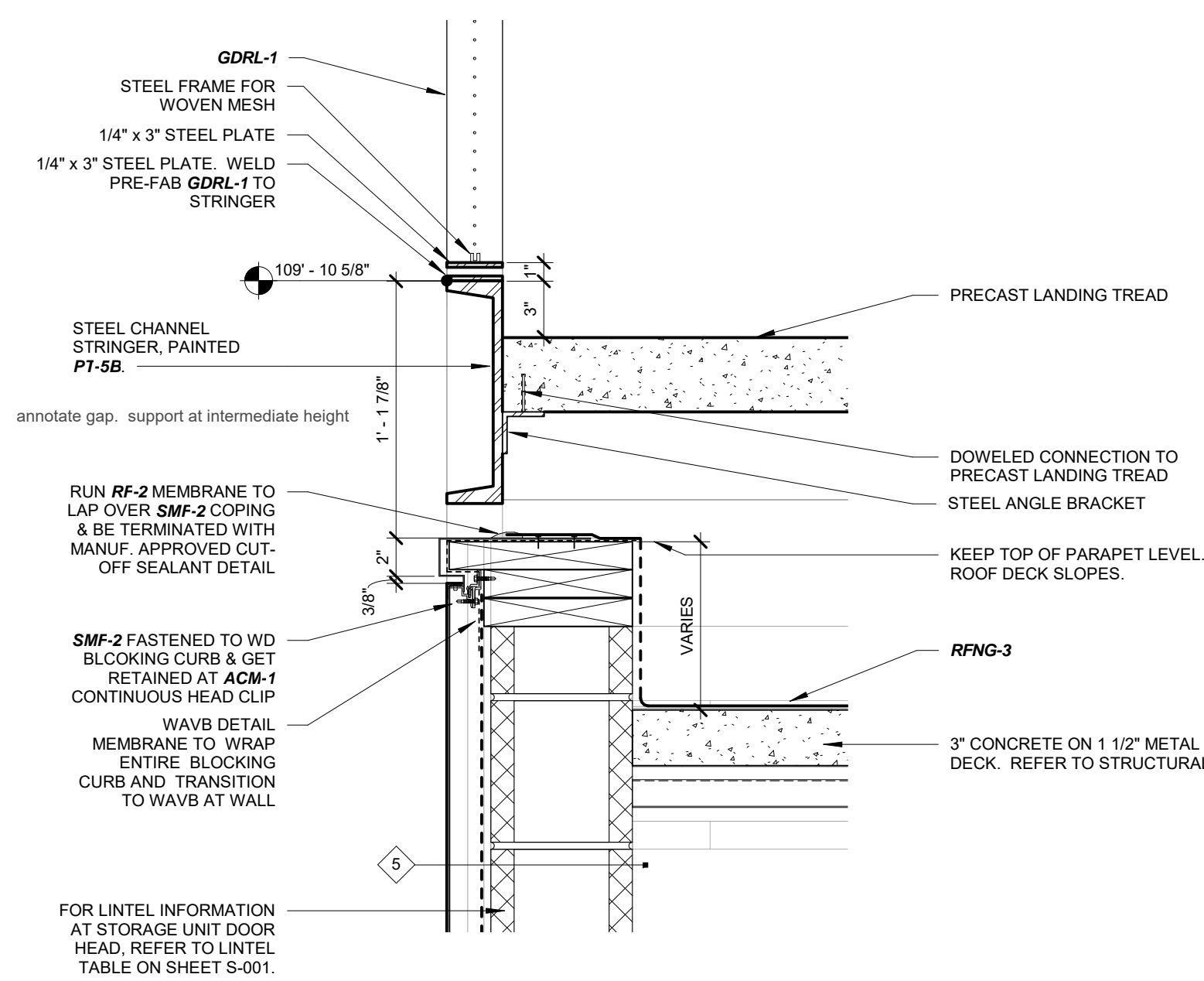
**4 EXTERIOR PATIO RAILING WEST ELEVATION - GDRL-1**  
A403 1/4" = 1'-0"



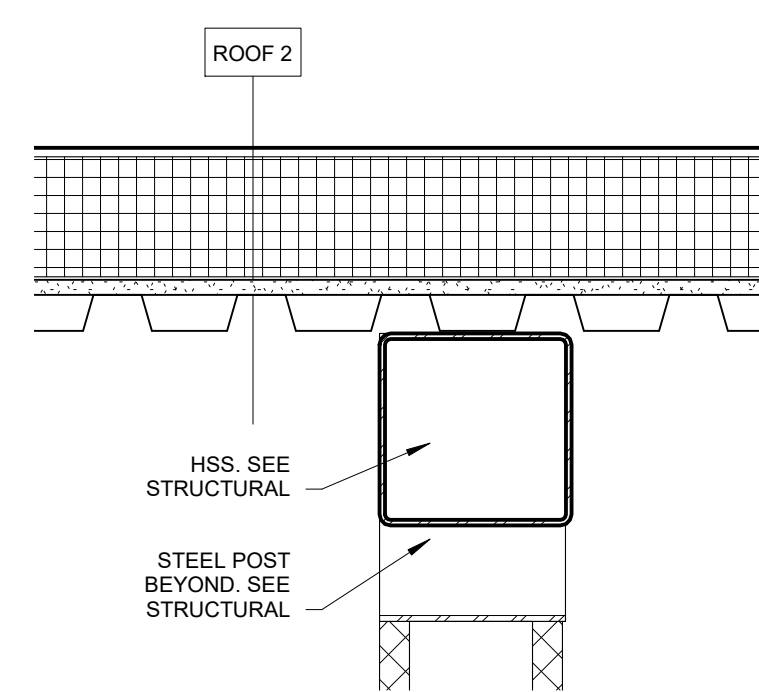
**5 EXTERIOR PATIO SOUTH RAILING ELEVATION - GDRL-1**  
A403 1/4" = 1'-0"



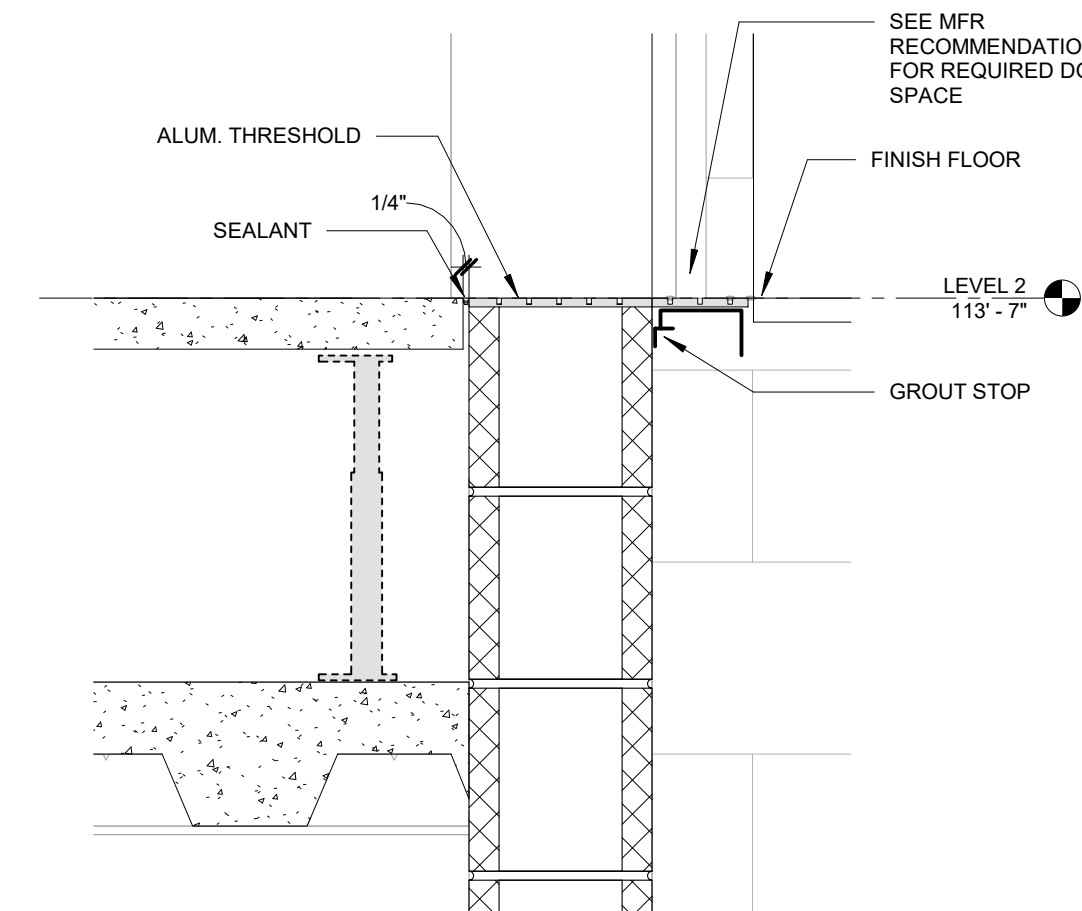
**6 EXTERIOR PATIO RAILING EAST ELEVATION - GDRL-1**  
A403 1/4" = 1'-0"



**13 SECTION DETAIL - EXTERIOR STAIR AND STORAGE W.WALL**  
A403 1 1/2" = 1'-0"




**8 ELEVATOR SHAFT ROOF DETAIL**  
A403 1 1/2" = 1'-0"



**12 ELEVATOR DOOR THRESHOLD AT L-2**  
A403 1 1/2" = 1'-0"

**Olbrich Botanical Gardens**  
**Expansion Phase 1**  
BPW Project #8162  
3330 Atwood Avenue  
Madison, WI 53704

I hereby certify that this plan, specification or report was prepared by me or under my direct supervision and that I am a duly Licensed Architect under the Laws of the State of Wisconsin.  
ARCHITECT SEAL



Signature: *[Signature]*  
Print Name: Jack Polling  
Date: JUNE 4, 2018 License No. A-8984


ISSUE	DATE	DESCRIPTION
	09.29.2017	SCHEMATIC DESIGN SUBMISSION
	12.06.2017	DD PRICING SET
	01.10.2018	DESIGN DEVELOPMENT SUBMISSION
	01.17.2018	IUDC SUBMISSION
	03.30.2018	70% CD PRICING ISSUE
	04.04.2018	PARKING LOT AND SITE PLAN SUBMISSION
	05.04.2018	90% CD SUBMISSION
	06.01.2018	BID ISSUE
	06.04.2018	PERMIT ISSUE

PROJECT NO. 2017016  
PROJECT PHASE BID DOCUMENTS  
DRAWN BY MSR CHECKED BY MSR  
Working with Copyright Owner: Daniel J. Olbrich, Ltd.

**VERTICAL CIRCULATION DETAILS**  
**EXHIBIT F**  
**A403**

**Olbrich Botanical Gardens  
 Expansion Phase 1**  
 BPW Project #8162  
 3330 Atwood Avenue  
 Madison, WI 53704

I hereby certify that this plan, specification or report was prepared by me or under my direct supervision and that I am a duly Licensed Architect under the Laws of the State of Wisconsin, ARCHITECT SEAL

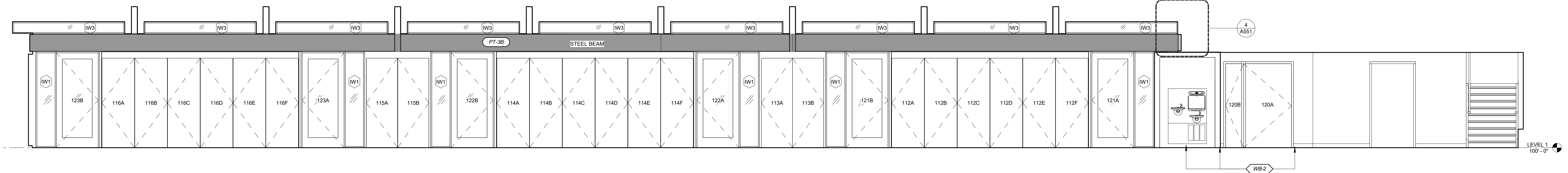


Signature: *[Signature]*  
 Print Name: Jack Poling  
 Date: JUNE 4, 2018 License No. A-8984

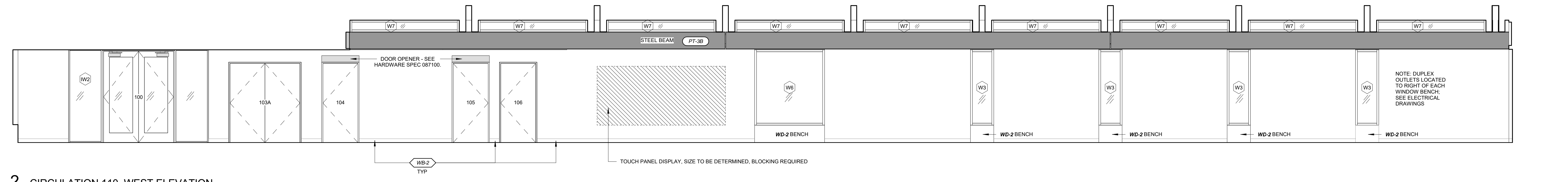
ISSUE	DATE	DESCRIPTION
	09.29.2017	SCHEMATIC DESIGN SUBMISSION
	12.08.2017	DD PRICING SET
	01.10.2018	DESIGN DEVELOPMENT SUBMISSION
	01.17.2018	IUDC SUBMISSION
	03.30.2018	70% CD PRICING ISSUE
	04.08.2018	PARKING LOT AND SITE PLAN SUBMISSION
	05.04.2018	90% CD SUBMISSION
	06.01.2018	BID ISSUE
	06.04.2018	PERMIT ISSUE

PROJECT NO. 2017016  
 PROJECT PHASE BID DOCUMENTS  
 DRAWN BY MSR CHECKED BY MSR  
© 2017 MSR. All Rights Reserved.

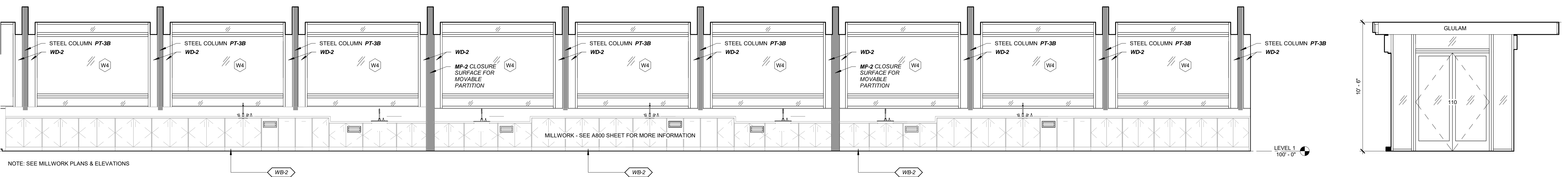
**INTERIOR ELEVATIONS**  
**EXHIBIT F**  
**A501**



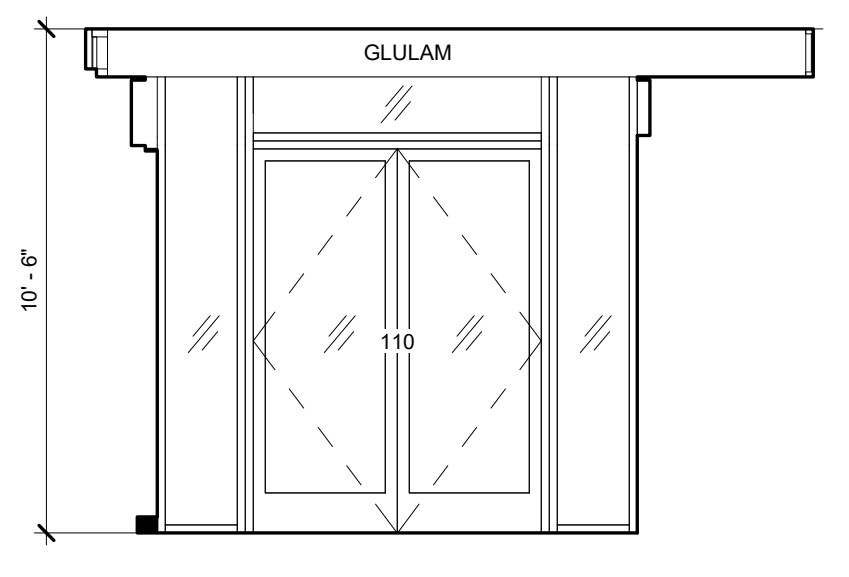
**1 CIRCULATION 110 EAST ELEVATION**  
 A501 1/4" = 1'-0"



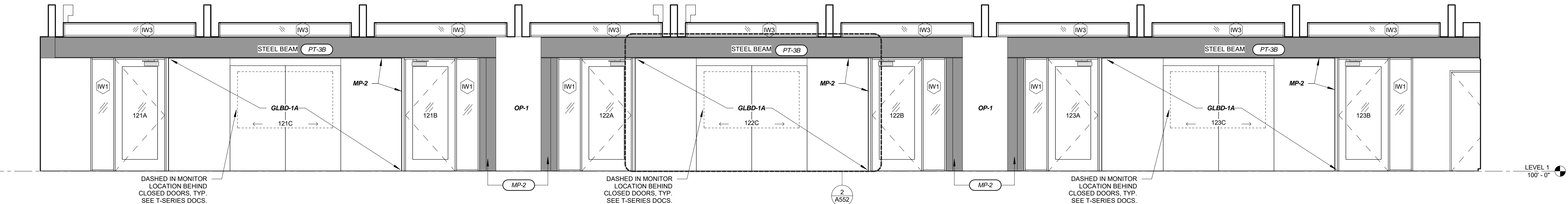
**2 CIRCULATION 110 WEST ELEVATION**  
 A501 1/4" = 1'-0"



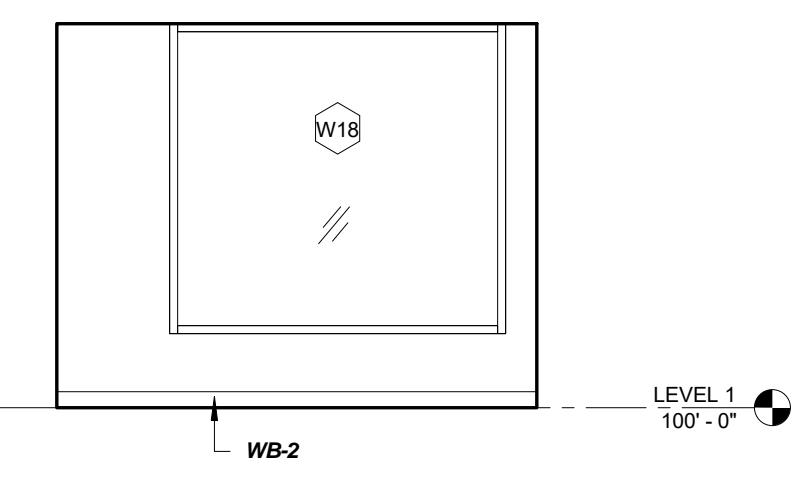
**3 CLASSROOMS 121, 122 & 123 EAST ELEVATION**  
 A501 1/4" = 1'-0"



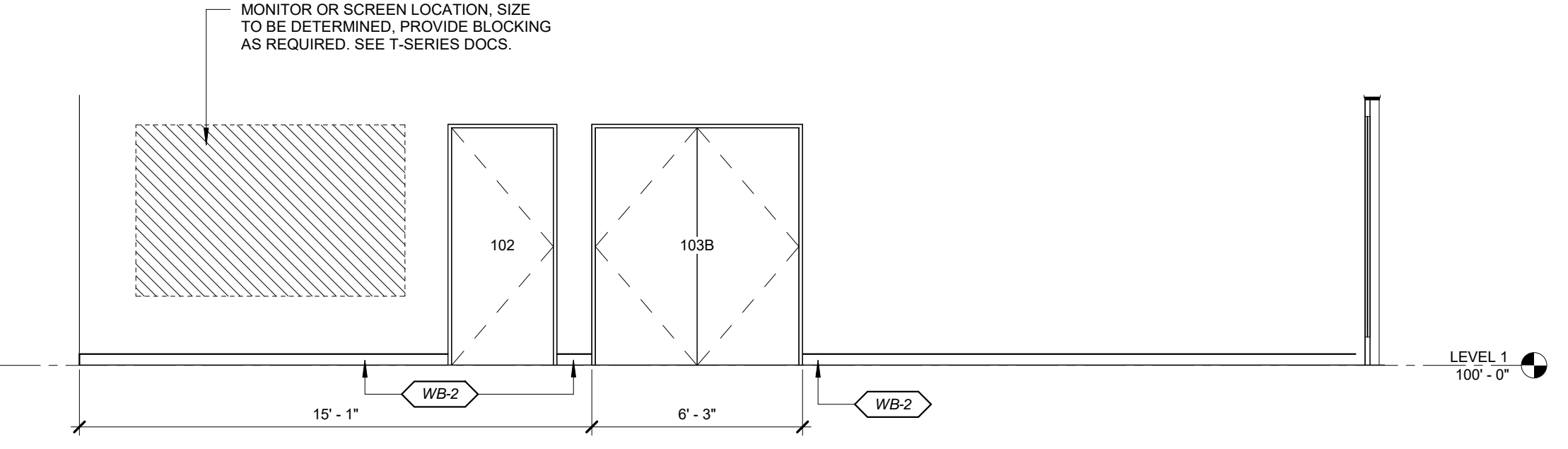
**4 CIRCULATION 110 NORTH ELEVATION**  
 A501 1/4" = 1'-0"



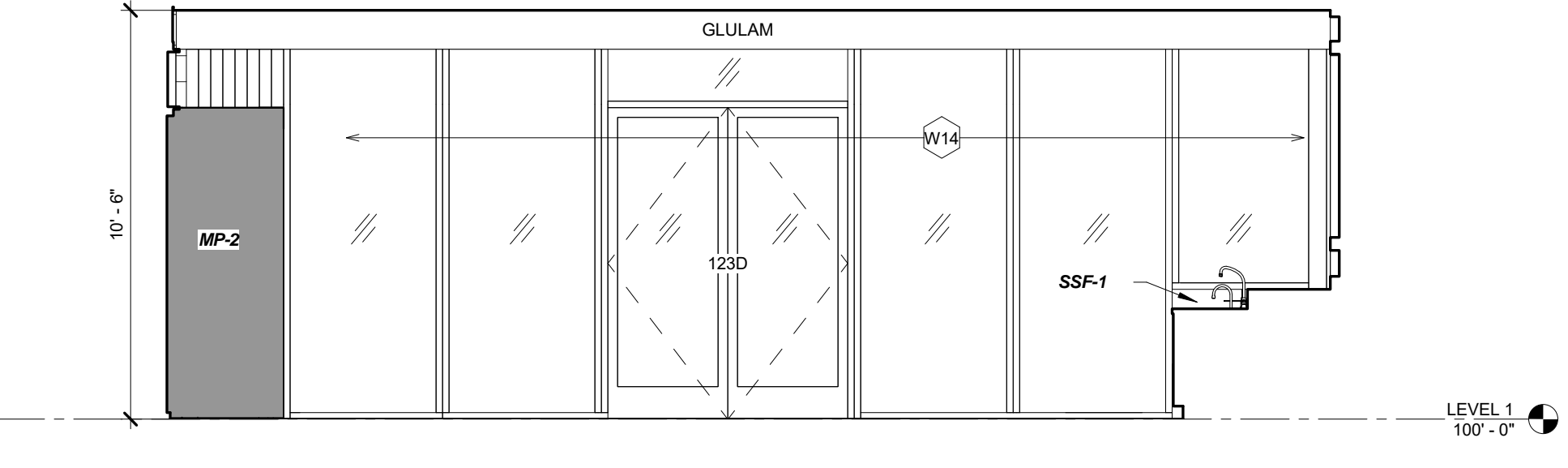
**5 CLASSROOMS 121, 122 & 123 WEST ELEVATION**  
 A501 1/4" = 1'-0"




**6 CIRCULATION 110 SOUTH ELEVATION**  
 A501 1/4" = 1'-0"



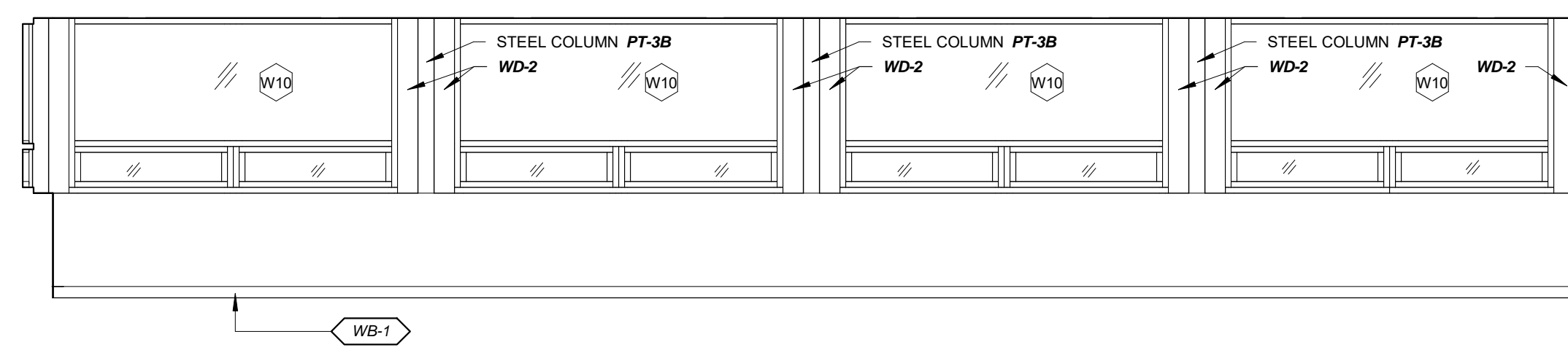
**7 LINK 110 NORTH ELEVATION**  
 A501 1/4" = 1'-0"



**8 CLASSROOM 123 NORTH ELEVATION**  
 A501 1/4" = 1'-0"

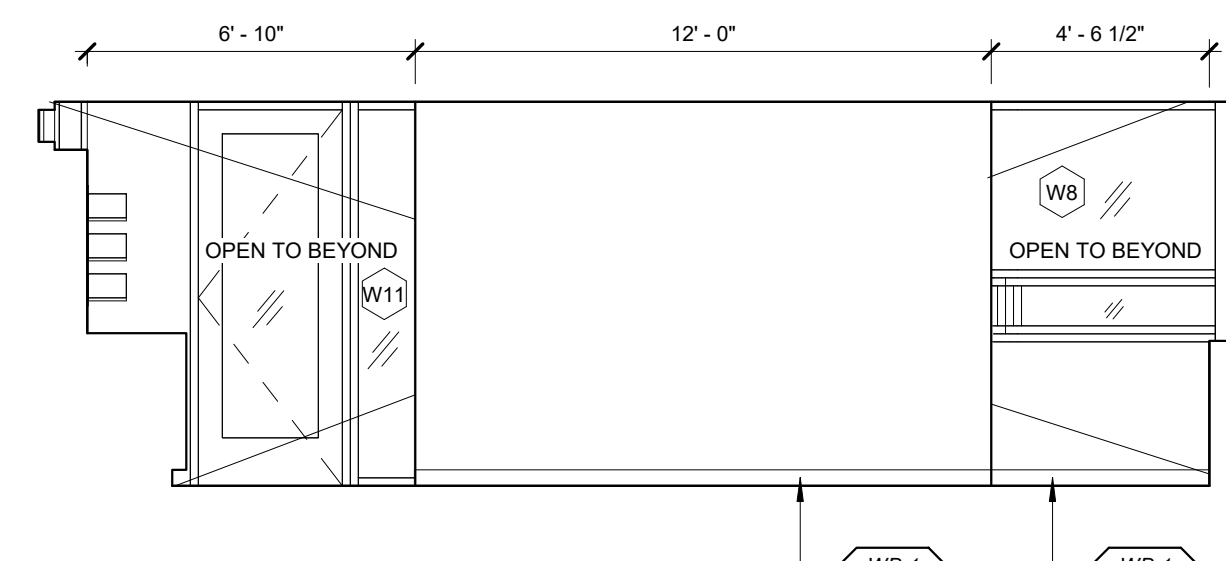


**9 CLASSROOM 121 SOUTH ELEVATION**  
 A501 1/4" = 1'-0"



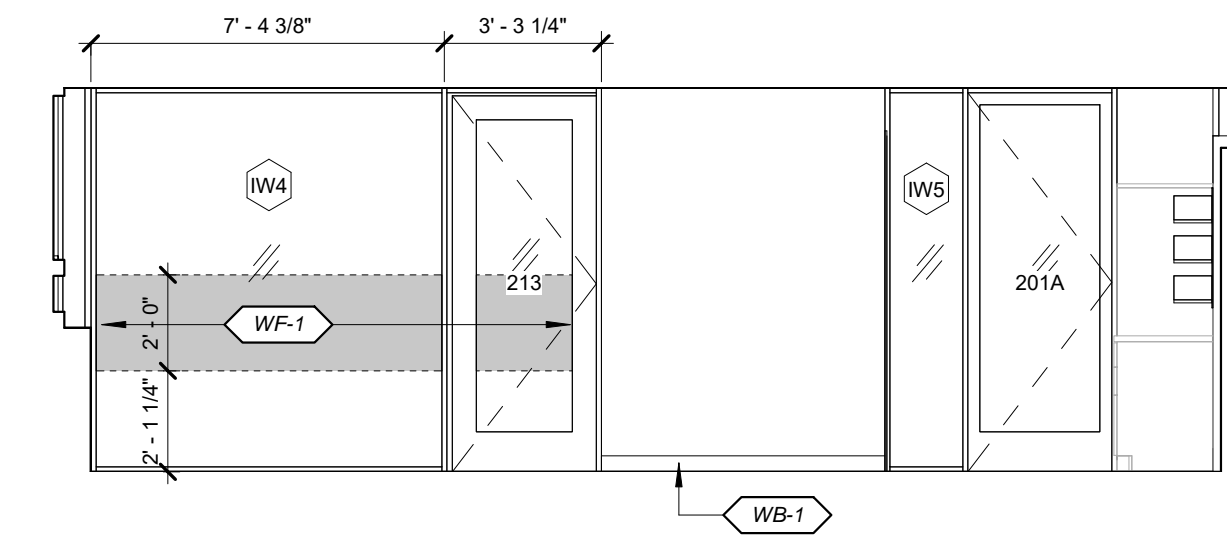
**1 OFFICE/WORKROOM 210 EAST ELEVATION**

A502 1/4" = 1'-0"



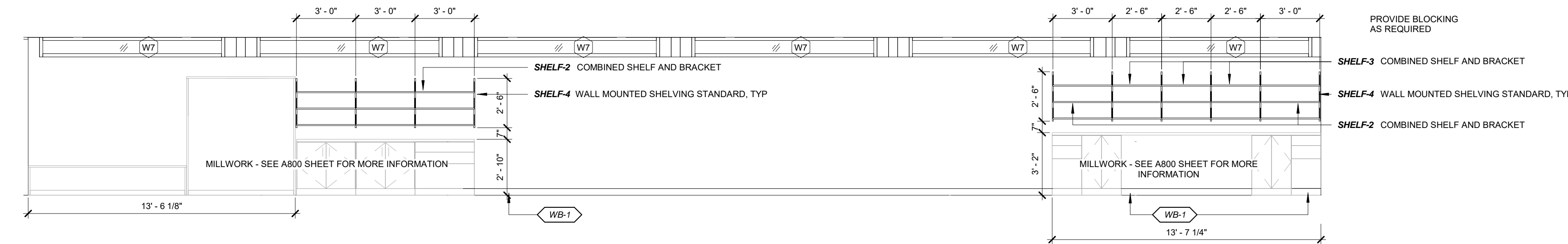
**2 OFFICE/WORKROOM 210 NORTH ELEVATION**

A502 1/4" = 1'-0"



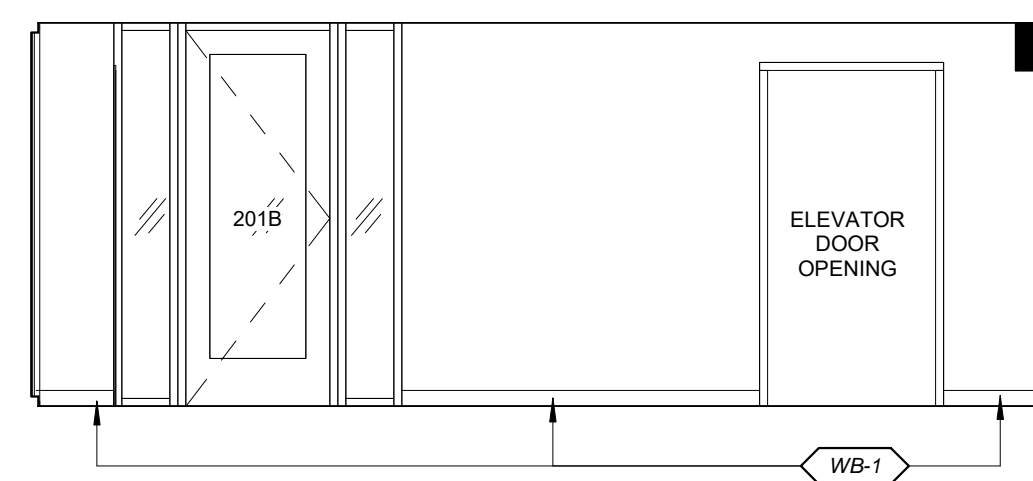
**3 OFFICE/WORKROOM 210 SOUTH ELEVATION**

A502 1/4" = 1'-0"



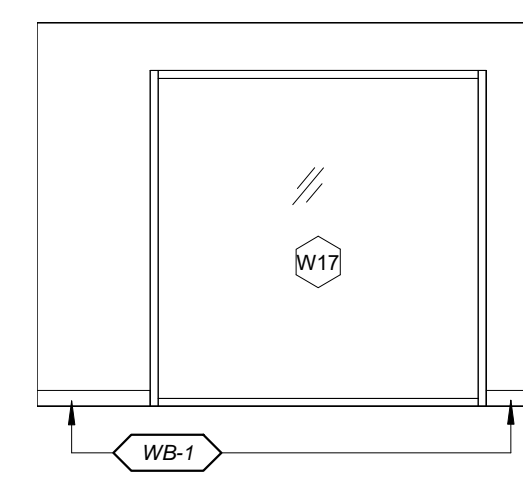
**4 OFFICE/WORKROOM 210 WEST ELEVATION**

A502 1/4" = 1'-0"



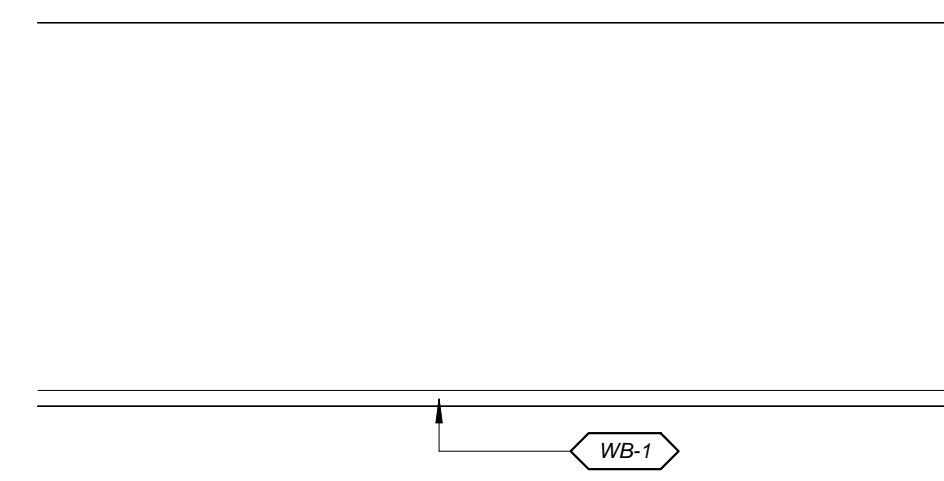
**5 LOBBY 201 EAST ELEVATION**

A502 1/4" = 1'-0"



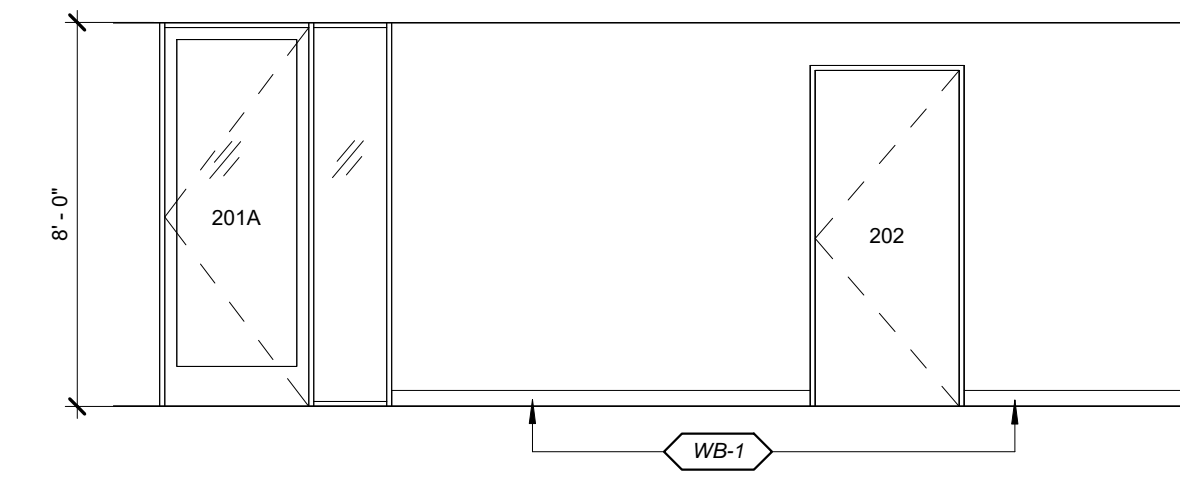
**6 LOBBY 201 SOUTH ELEVATION**

A502 1/4" = 1'-0"



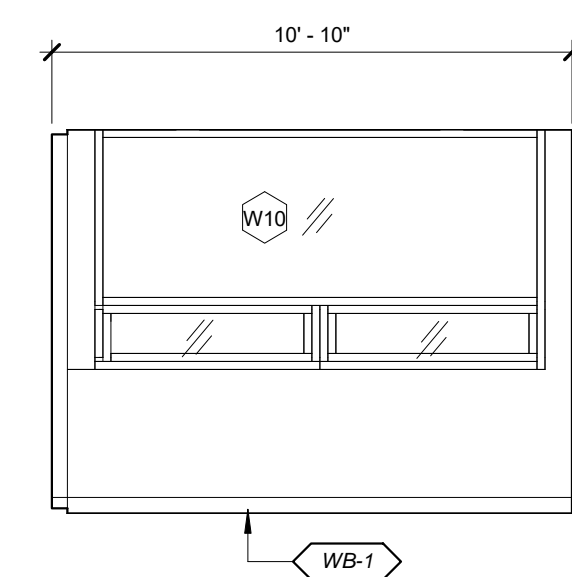
**7 LOBBY 201 WEST ELEVATION**

A502 1/4" = 1'-0"



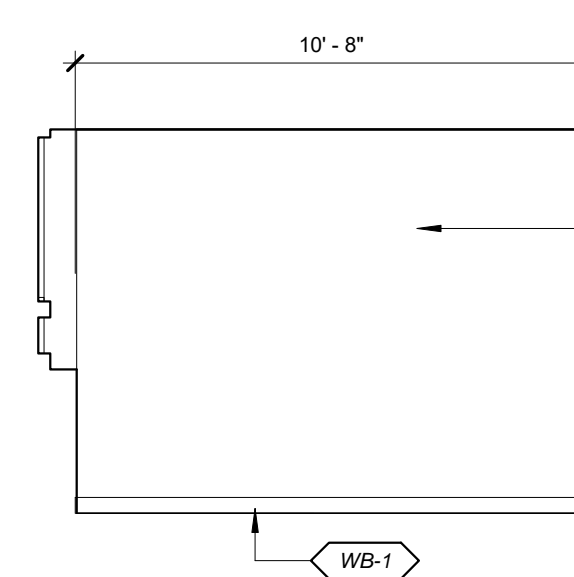
**8 LOBBY 201 NORTH ELEVATION**

A502 1/4" = 1'-0"



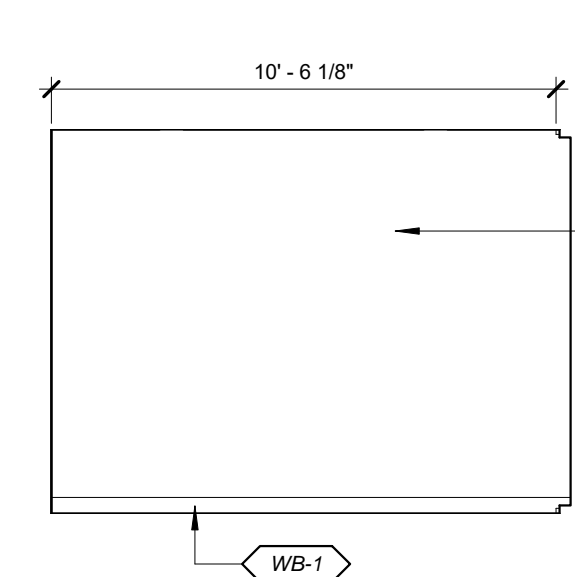
**9 DIRECTORS OFFICE 213 EAST ELEVATION**

A502 1/4" = 1'-0"



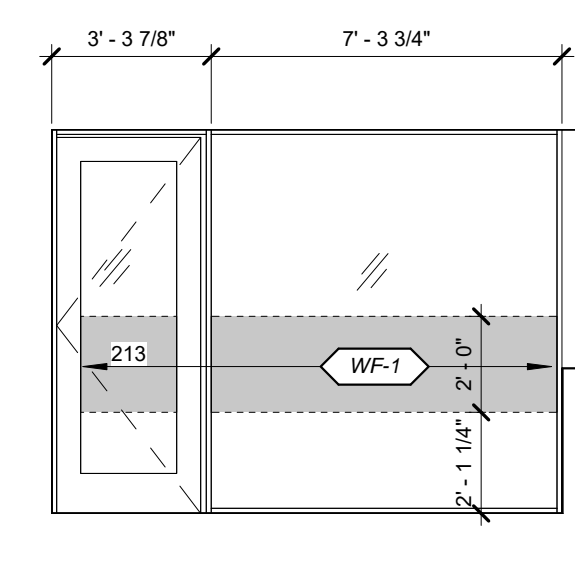
**10 DIRECTORS OFFICE 213 SOUTH ELEVATION**

A502 1/4" = 1'-0"



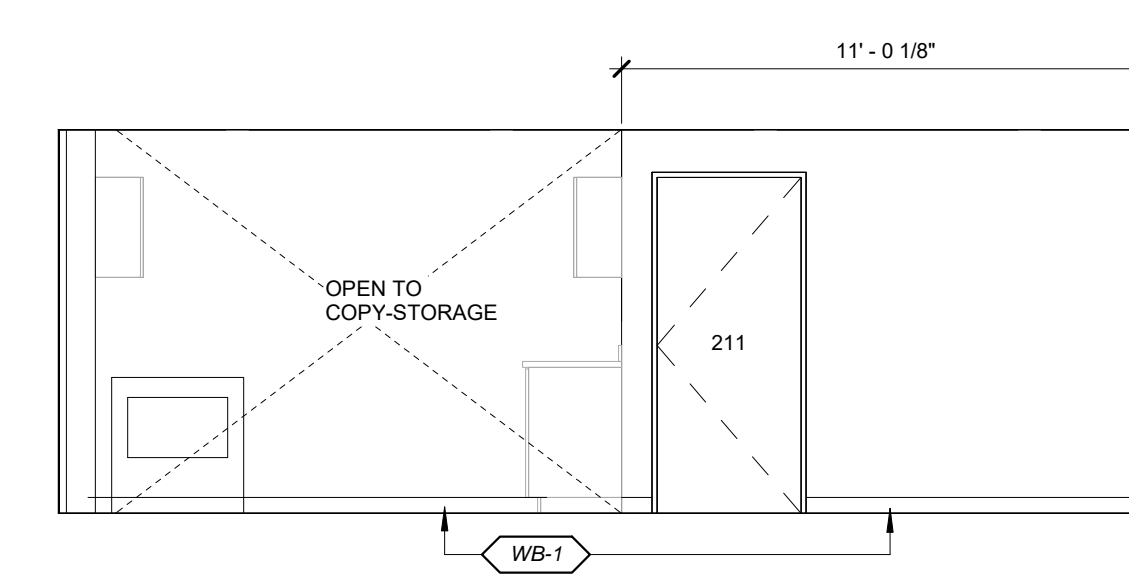
**11 DIRECTORS OFFICE 213 WEST ELEVATION**

A502 1/4" = 1'-0"



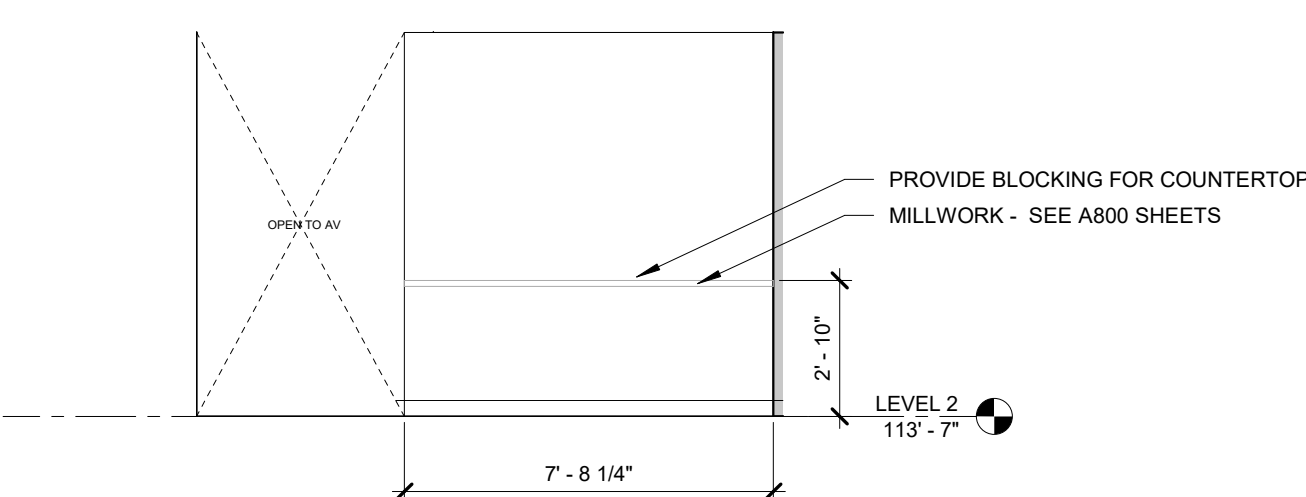
**12 DIRECTORS OFFICE 213 NORTH ELEVATION**

A502 1/4" = 1'-0"



**13 COPY AND STORAGE 212 EAST ELEVATION**

A502 1/4" = 1'-0"



**14 STORAGE 212 EAST ELEVATION**

A502 1/4" = 1'-0"

**GENERAL NOTES - INTERIOR ELEVATIONS**

1. NOTIFY OWNER AND ARCHITECT OF ALL DEVIATIONS AND/OR INCONSISTENCIES BETWEEN DRAWN INTERIOR ELEVATION CONDITIONS AND EXISTING CONDITIONS OPENED UP IN THE FIELD DURING CONSTRUCTION.
2. EXACT LOCATION OF FLOOR BOXES (FBOX) TO BE VERIFIED IN FIELD BASED ON REINFORCEMENT LOCATIONS FOR NEW SLABS, OR FLOOR SLAB X-RAYS FOR EXISTING FLOORS.
3. AFTER REMOVING ALL EXISTING ANCHORS AND COMPONENTS FROM EXISTING CONCRETE COLUMNS OR WALL THAT WILL BE EXPOSED AS A FINAL FINISH, PATCH WITH CEMENTITIOUS FILLER BRUSH-FINISHED FLUSH WITH ADJACENT SURFACES.
4. REFER TO A120-SERIES FOR CEILING HEIGHTS, MATERIALS AND FINISHES.
5. REFER TO A700-SERIES PLANS FOR GENERAL FINISHES BY ROOM.
6. REFER TO A800-SERIES MILLWORK PLANS AND ELEVATIONS.
7. REFER TO E-SERIES DRAWINGS FOR POWER OUTLET LOCATIONS, LIGHT FIXTURE TYPES, ETC.
8. REFER TO T-SERIES DRAWINGS FOR LOCATION OF DATA OUTLETS, AV WALL PLATES, MEDIA BOXES FOR FLAT PANEL MONITORS, DATA RACKS AND EQUIPMENT, AND AV EQUIPMENT AND CABLE PATHWAYS.
9. \*\* OR (T) DENOTES SAFETY / TEMPERED GLASS. REFER TO INTERIOR GLASS PARTITIONS DRAWINGS FOR TEMPERED GLASS LOCATIONS.
10. OVERALL DIMENSIONS OF GLASS PARTITIONS ARE BASED ON ROUGH OPENINGS. ALL ROUGH OPENINGS TO BE FIELD VERIFIED PRIOR TO ASSEMBLY / COMPONENT MANUFACTURING TO BE INSTALLED IN OPENINGS.
11. PROVIDE FIRE RETARDANT TREATED WOOD BLOCKING AT ALL GYP WALLS FOR ANCHORING FLAT PANEL MONITORS, MARKERBOARDS, DISPLAY CASES, ART WORK AND HANGING SYSTEMS, SHELVING, TACKBOARD, AND ANY OTHER MECHANICAL, ELECTRICAL, PLUMBING, TECHNOLOGY AND AUDIO-VISUAL EQUIPMENT INDICATED ON A, M, P, E- AND T-SERIES DRAWINGS AND/OR INTERIOR ELEVATIONS FOR ALL OF THE THOSE DISCIPLINES.

MSR 710 South 2nd Street, 8th Floor  
Minneapolis, Minnesota 55401-2282

Architecture 612.375.0336 tel  
Interiors and 612.342.2216 fax  
Urban Design www.msrdesign.com

Civil Engineer  
**Vierbicher Associates, Inc.**

888 Foster Drive, Suite 201  
Madison, WI 53717  
608.826.0532 tel

Landscape Architect  
**Ken Saiki Design, Inc.**

303 South Paterson Street, Suite 1  
Madison, WI 53703  
608.251.3600 tel

Structural Engineer, Technology and AV  
**IMEG Corp.**

1800 Deming Way, Suite 200  
Madison, WI 53762  
608.223.9500 tel

MEP Engineer  
**MEP Associates, LLC**

860 Blue Gentian Road, Suite 175  
Eagan, MN 55121  
651.379.0120 tel

Fire Protection Engineer and Code Consultant  
**Summit Fire Consulting**


575 Minnehaha Ave West  
St. Paul, MN 55103  
651.251.1880 tel

Greenhouse Design  
**Rough Brothers, Inc.**

5513 Vine Street  
Cincinnati, OH 45217  
513.242.0310 tel

**Olbrich Botanical Gardens  
Expansion Phase 1**  
BPW Project #8162  
3330 Atwood Avenue  
Madison, WI 53704

I hereby certify that this plan, specification or report was prepared by me or under my direct supervision and that I am a duly Licensed Architect under the Laws of the State of Wisconsin, ARCHITECT SEAL



Signature: *Jack Poling*  
Print Name: Jack Poling  
Date: JUNE 4, 2018 License No. A-8984

ISSUE	DATE	DESCRIPTION
	09.29.2017	SCHEMATIC DESIGN SUBMISSION
	12.08.2017	DD PRICING SET
	01.10.2018	DESIGN DEVELOPMENT SUBMISSION
	01.17.2018	IUDC SUBMISSION
	03.30.2018	70% CD PRICING ISSUE
	04.06.2018	PARKING LOT AND SITE PLAN SUBMISSION
	05.04.2018	90% CD SUBMISSION
	06.01.2018	BID ISSUE
	06.04.2018	PERMIT ISSUE

PROJECT NO. 2017016

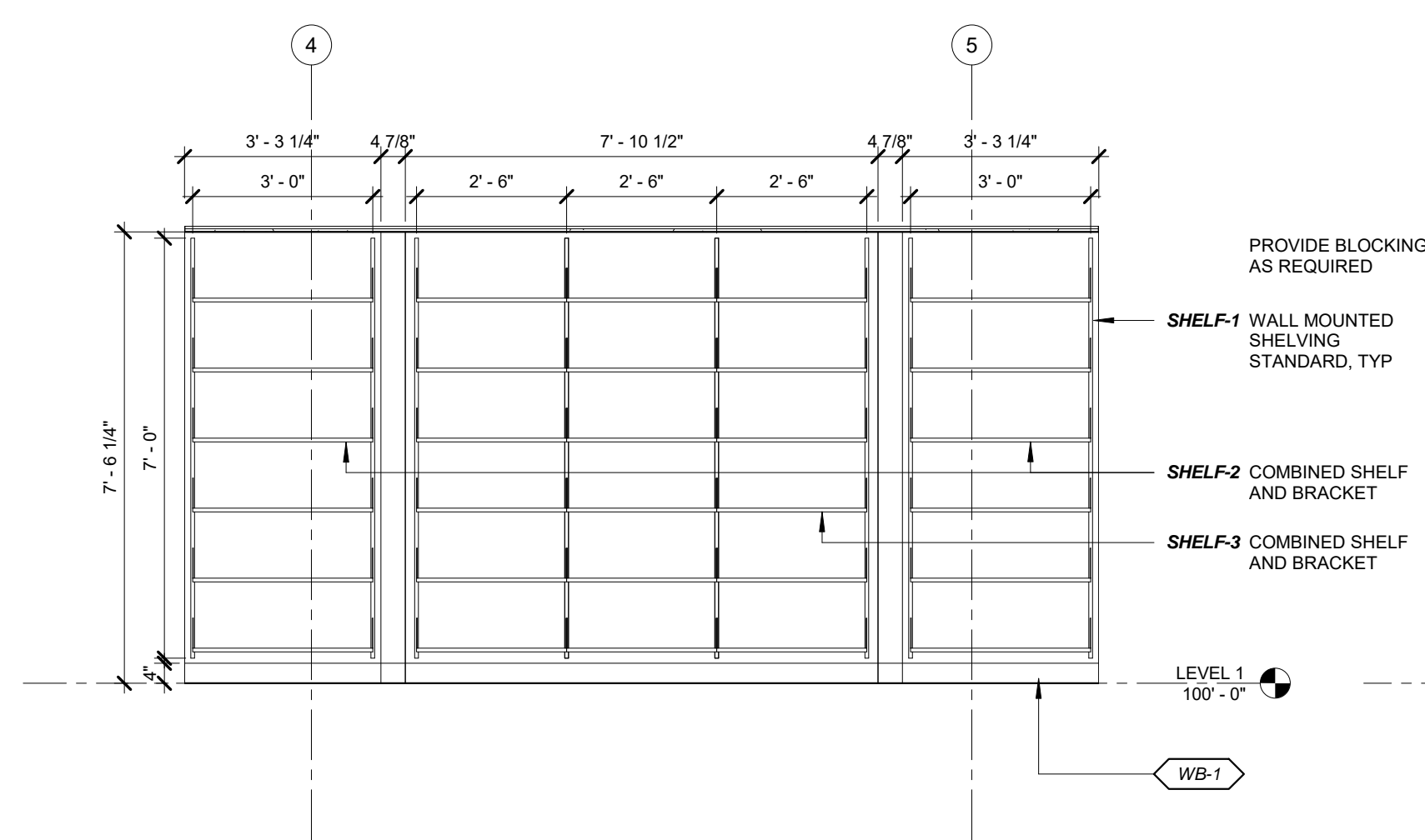
PROJECT PHASE BID DOCUMENTS

DRAWN BY: MSR CHECKED BY: MSR

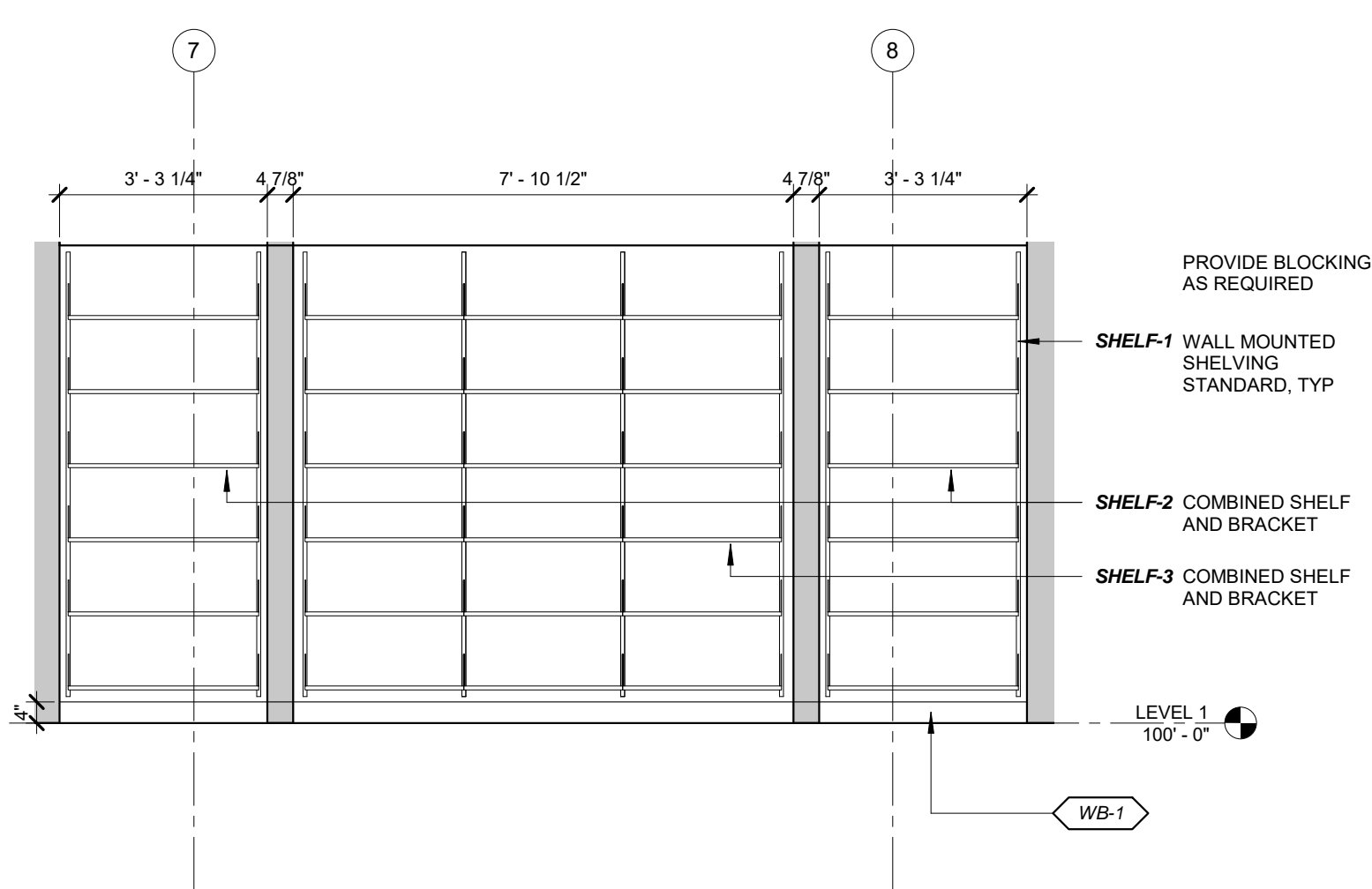
www.msrdesign.com

**INTERIOR  
ELEVATIONS**

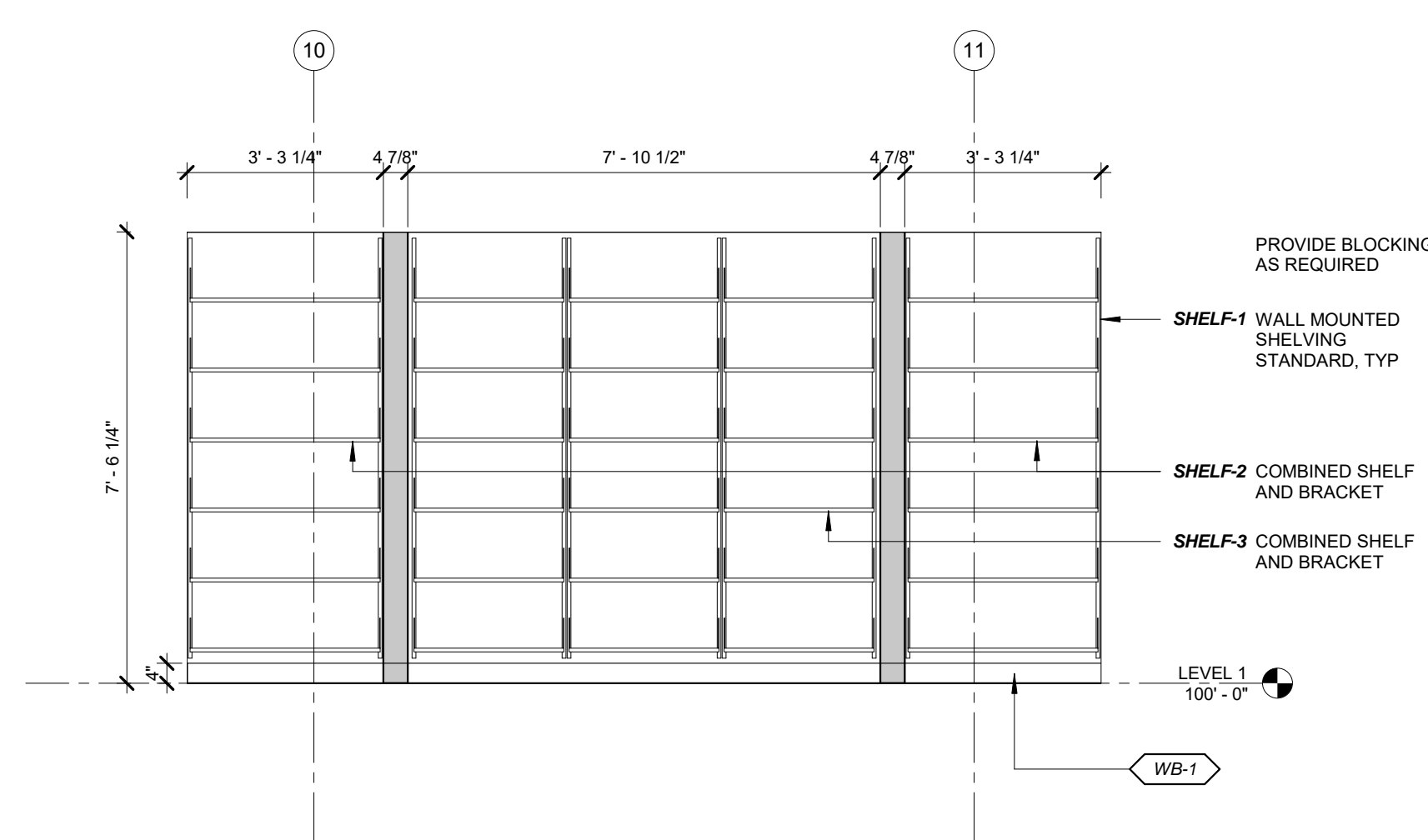
**EXHIBIT F  
A502**



**1** FRONT ELEVATION INSIDE STORAGE 116  
A503 3/8\" = 1'-0"



**2** FRONT ELEVATION INSIDE STORAGE 114  
A503 3/8\" = 1'-0"



**3** FRONT ELEVATION INSIDE STORAGE 112  
A503 3/8\" = 1'-0"

**GENERAL NOTES - INTERIOR ELEVATIONS**

1. NOTIFY OWNER AND ARCHITECT OF ALL DEVIATIONS AND/OR INCONSISTENCIES BETWEEN DRAWN INTERIOR ELEVATION CONDITIONS AND EXISTING CONDITIONS OPENED UP IN THE FIELD DURING CONSTRUCTION.
3. EXACT LOCATION OF FLOOR BOXES (FBOX) TO BE VERIFIED IN FIELD BASED ON REINFORCEMENT LOCATIONS FOR NEW SLABS, OR FLOOR SLAB X-RAYS FOR EXISTING FLOORS.
3. AFTER REMOVING ALL EXISTING ANCHORS AND COMPONENTS FROM EXISTING CONCRETE COLUMNS OR WALL THAT WILL BE EXPOSED AS A FINAL FINISH, PATCH WITH CEMENTITIOUS FILLER BRUSH-FINISHED FLUSH WITH ADJACENT SURFACES.
4. REFER TO A120-SERIES FOR CEILING HEIGHTS, MATERIALS AND FINISHES.
5. REFER TO A700-SERIES PLANS FOR GENERAL FINISHES BY ROOM.
6. REFER TO A800-SERIES MILLWORK PLANS AND ELEVATIONS.
7. REFER TO E-SERIES DRAWINGS FOR POWER OUTLET LOCATIONS, LIGHT FIXTURE TYPES, ETC.
9. REFER TO T-SERIES DRAWINGS FOR LOCATION OF DATA OUTLETS, AV WALL PLATES, MEDIA BOXES FOR FLAT PANEL MONITORS, DATA RACKS AND EQUIPMENT, AND AV EQUIPMENT AND CABLE PATHWAYS.
10. "T" OR "T" DENOTES SAFETY / TEMPERED GLASS. REFER TO INTERIOR GLASS PARTITIONS DRAWINGS FOR TEMPERED GLASS LOCATIONS.
11. OVERALL DIMENSIONS OF GLASS PARTITIONS ARE BASED ON ROUGH OPENINGS. ALL ROUGH OPENINGS TO BE FIELD VERIFIED PRIOR TO ASSEMBLY / COMPONENT MANUFACTURING TO BE INSTALLED IN OPENINGS.
12. PROVIDE FIRE RETARDANT TREATED WOOD BLOCKING AT ALL GYP WALLS FOR ANCHORING FLAT PANEL MONITORS, MARKERSBOARDS, DISPLAY CASES, ART WORK AND HANGING SYSTEMS, SHELVING, TACKBOARD, AND ANY OTHER MECHANICAL, ELECTRICAL, PLUMBING, TECHNOLOGY AND AUDIO-VISUAL EQUIPMENT INDICATED ON A-M, P-E- AND T-SERIES DRAWINGS AND/OR INTERIOR ELEVATIONS FOR ALL OF THE THOSE DISCIPLINES.

**MSR** 710 South 2nd Street, 8th Floor  
Minneapolis, Minnesota 55401-2282  
Architecture 612.375.0336 tel  
Interiors and 612.342.2216 fax  
Urban Design www.msrdesign.com

Civil Engineer  
**Vierbicher Associates, Inc.**  
888 Foster Drive, Suite 201  
Madison, WI 53717  
608.626.0532 tel

Landscape Architect  
**Ken Saiki Design, Inc.**  
303 South Peterson Street, Suite 1  
Madison, WI 53703  
608.251.3600 tel

Structural Engineer, Technology and AV  
**IMEG Corp.**  
1800 Deming Way, Suite 200  
Madison, WI 53762  
608.223.9500 tel


MEP Engineer  
**MEP Associates, LLC**  
850 Blue Gentian Road, Suite 175  
Eagan, MN 55121  
651.379.9120 tel

Fire Protection Engineer and Code Consultant  
**Summit Fire Consulting**  
575 Minnehaha Ave West  
St. Paul, MN 55103  
651.251.1880 tel

Greenhouse Design  
**Rough Brothers, Inc.**  
5513 Vine Street  
Cincinnati, OH 45217  
513.242.0310 tel

**Olbrich Botanical Gardens  
Expansion Phase 1**  
BPW Project #8162  
3330 Atwood Avenue  
Madison, WI 53704

I hereby certify that this plan, specification or report was prepared by me or under my direct supervision and that I am a duly Licensed Architect under the Laws of the State of Wisconsin, ARCHITECT SEAL

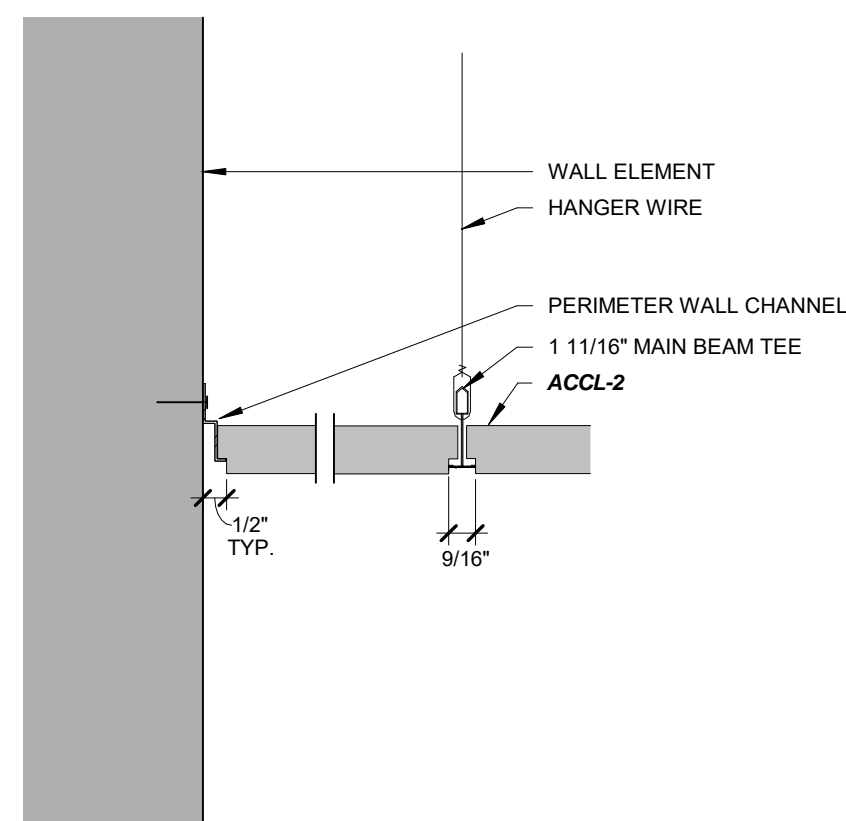


Signature: *[Handwritten Signature]*  
Print Name: Jack Poling  
Date: JUNE 4, 2018 License No. A-8984

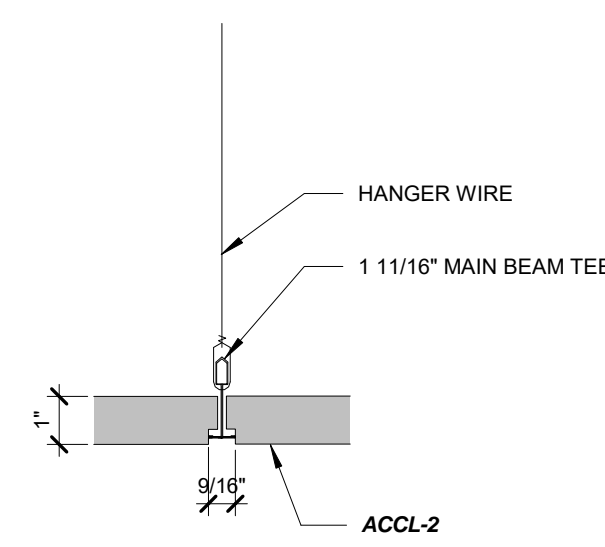
ISSUE	DATE	DESCRIPTION
	09.29.2017	SCHEMATIC DESIGN SUBMISSION
	12.06.2017	DD PRICING SET
	01.10.2018	DESIGN DEVELOPMENT SUBMISSION
	01.17.2018	IUDC SUBMISSION
	03.30.2018	70% CD PRICING ISSUE
	04.04.2018	PARKING LOT AND SITE PLAN SUBMISSION
	05.04.2018	90% CD SUBMISSION
	06.01.2018	BID ISSUE
	06.04.2018	PERMIT ISSUE

PROJECT NO. 2017016  
PROJECT PHASE BID DOCUMENTS  
DRAWN BY MSR CHECKED BY MSR  
www.msrdesign.com

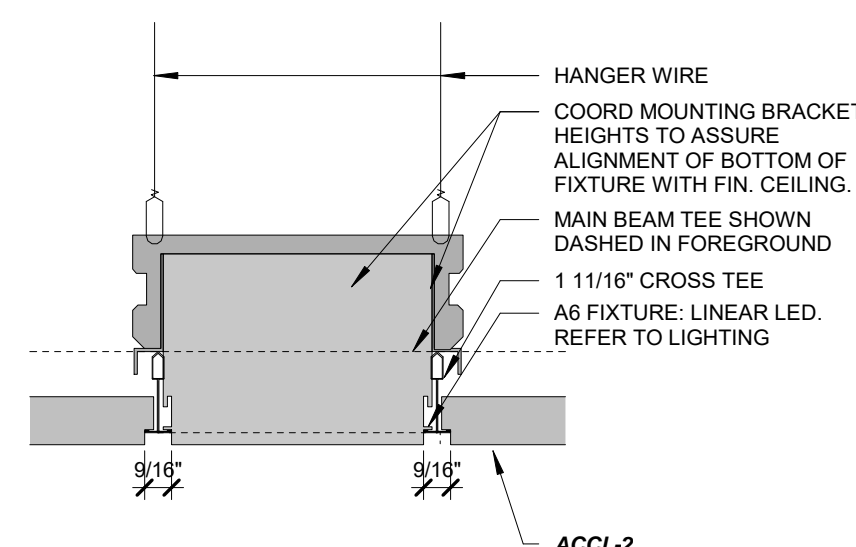
**INTERIOR  
ELEVATIONS**  
  
**EXHIBIT F  
A503**



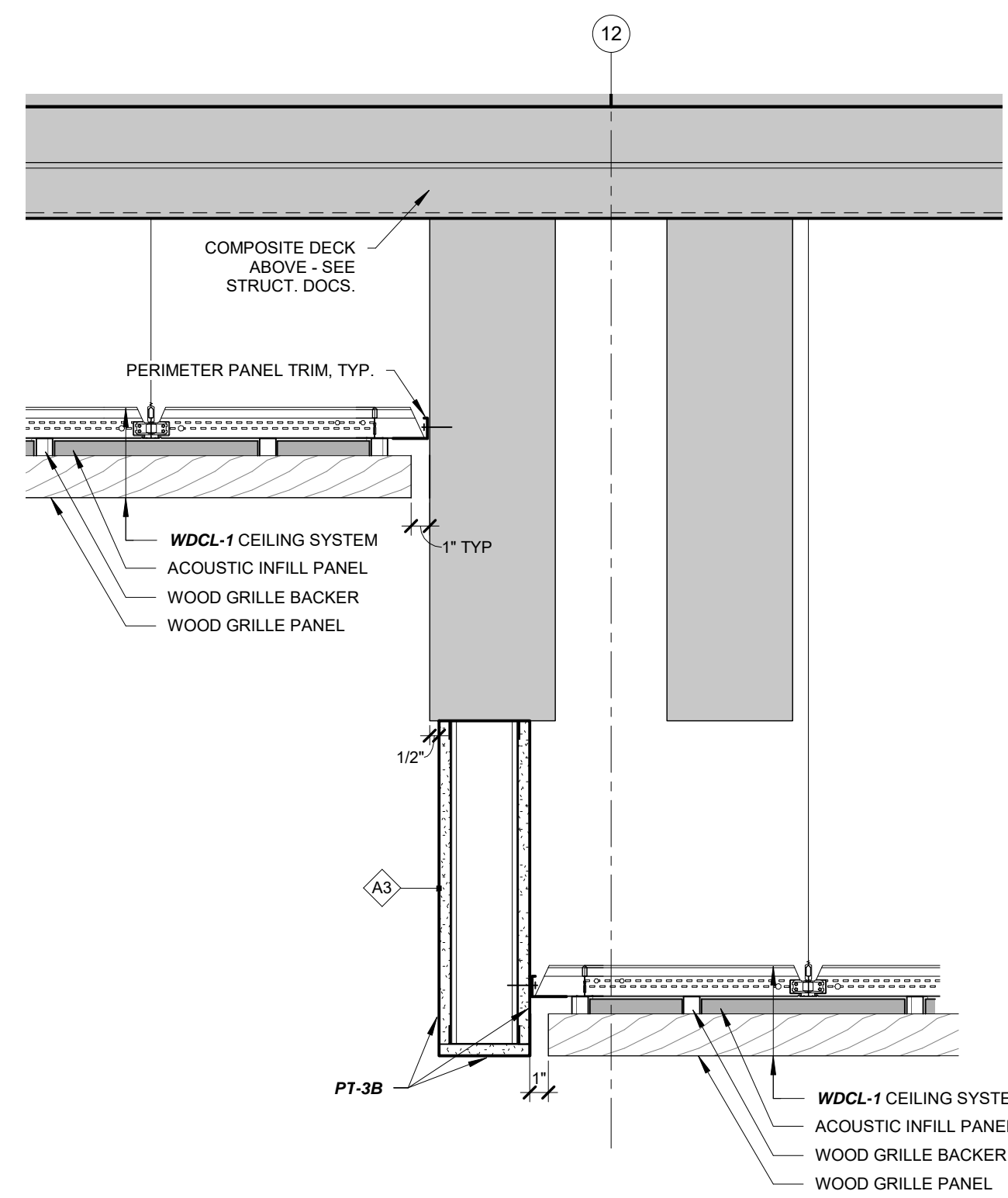
**1 ACCL-2 CEILING DETAIL - WALL EDGE TYP**  
A551 3\"/>



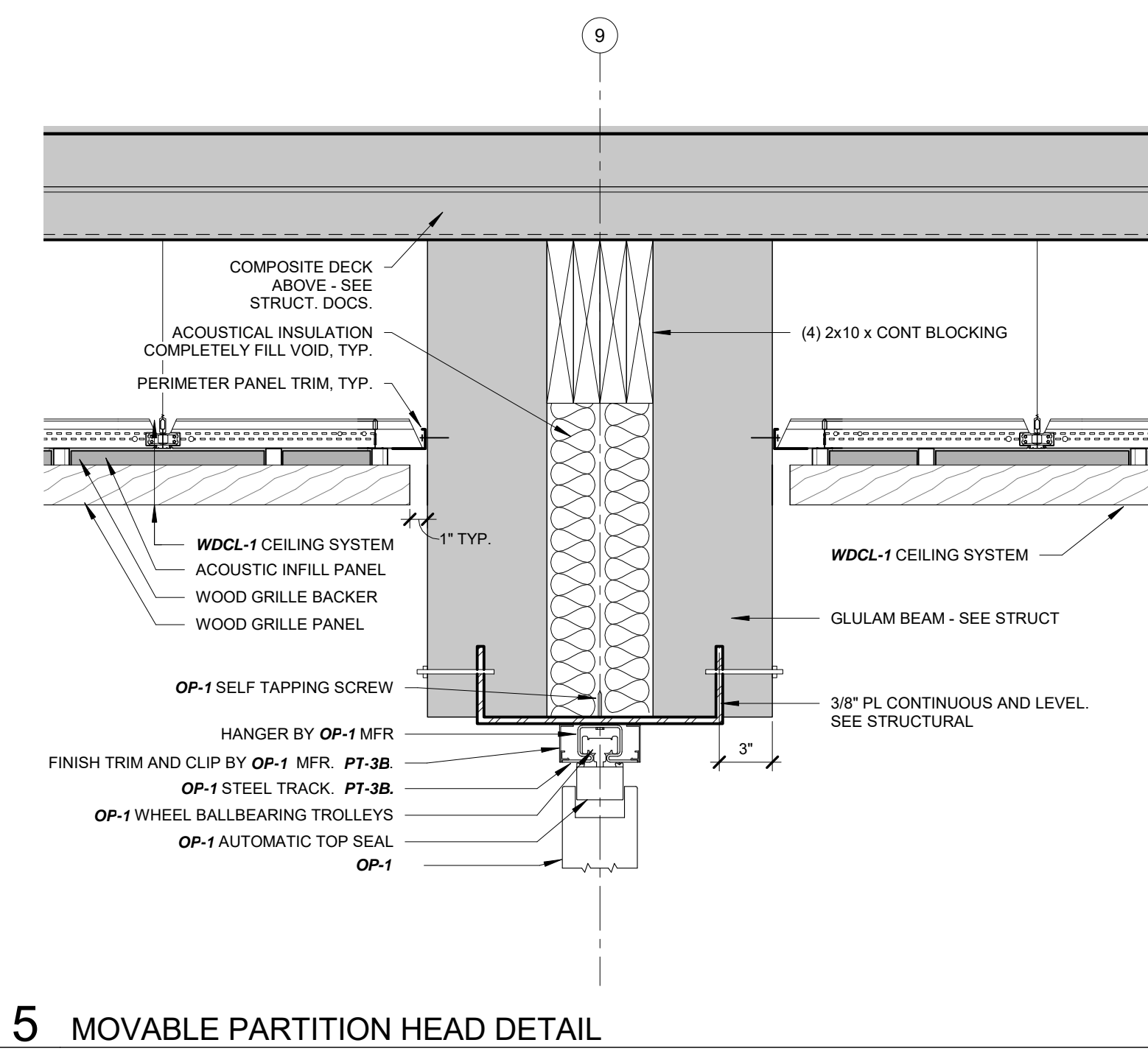
**2 ACCL-2 CEILING DETAIL - SEAM TYP**  
A551 3\"/>



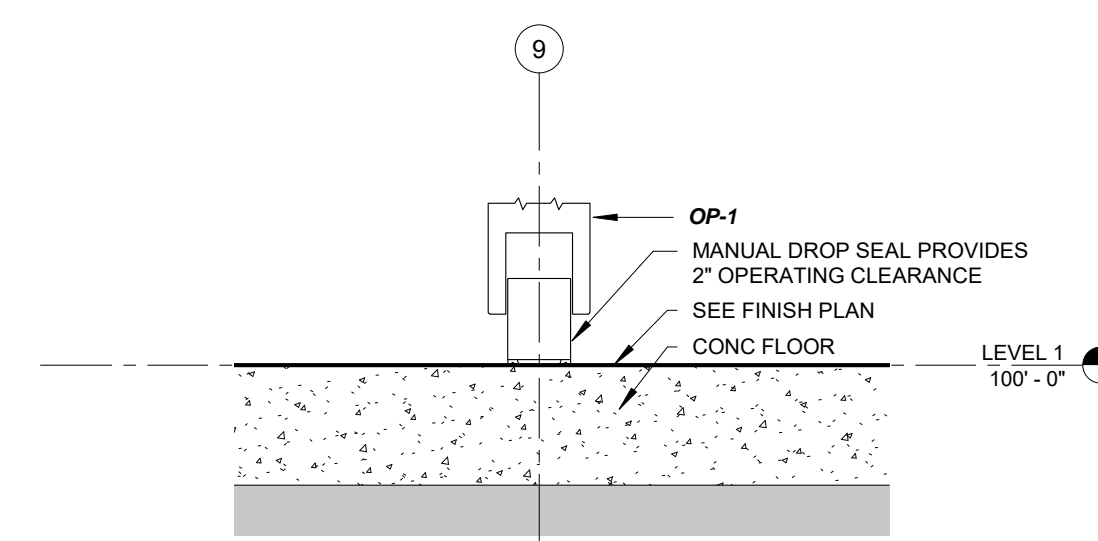
**3 ACCL-2 CEILING DETAIL - LED FIXTURE**  
A551 3\"/>



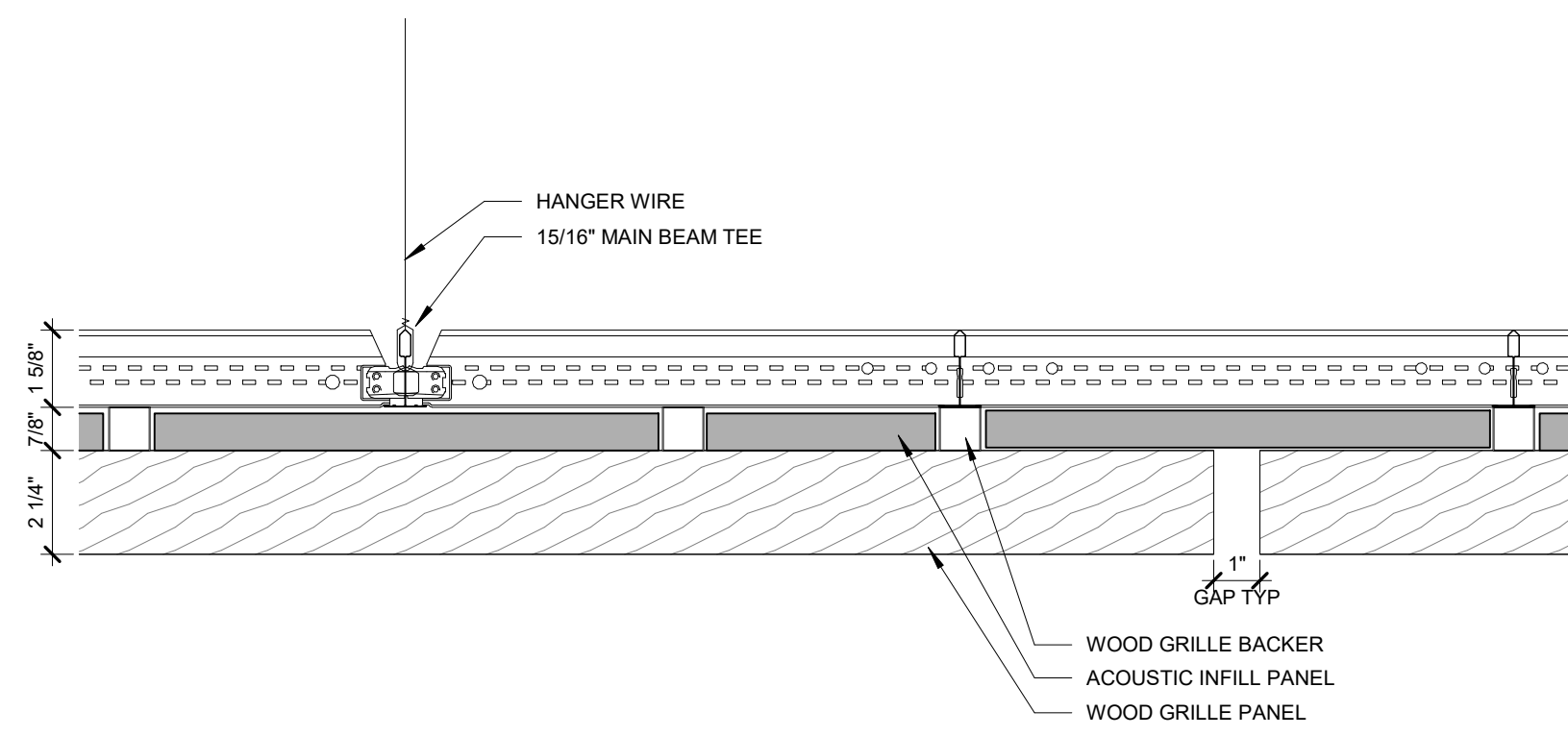
**4 SECTION DETAIL - WOOD CEILING HEIGHT CHANGE**  
A551 1 1/2\"/>



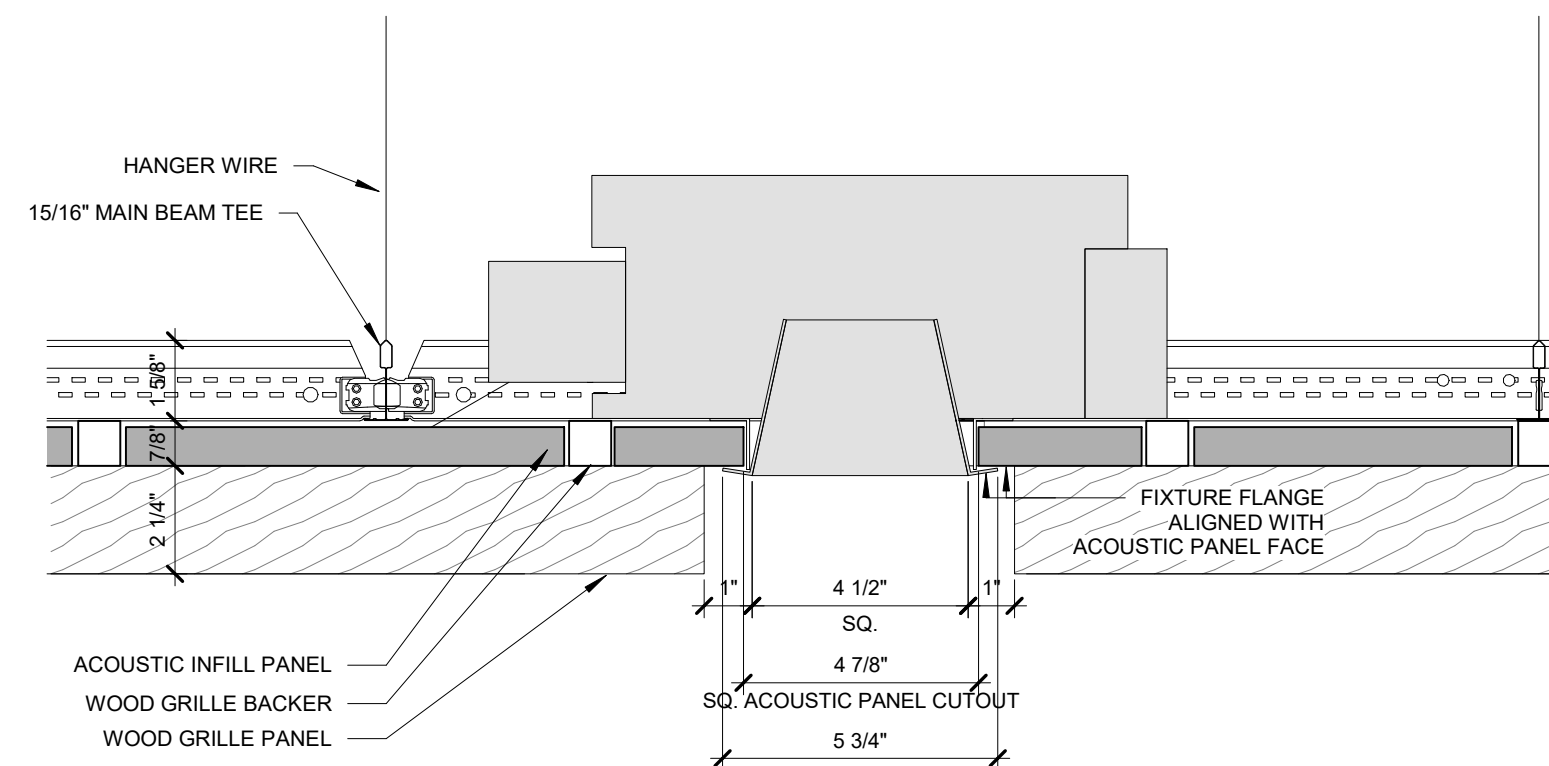
**5 MOVABLE PARTITION HEAD DETAIL**  
A551 1 1/2\"/>



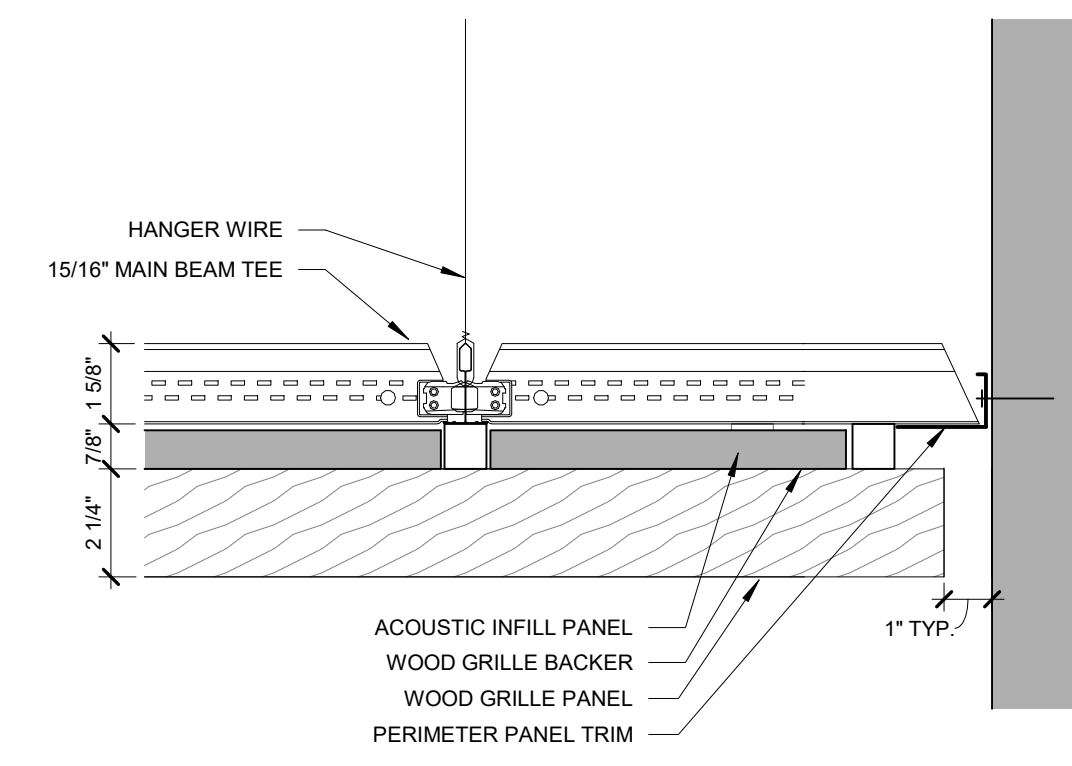
**9 MOVABLE PARTITION BASE DETAIL**  
A551 1 1/2\"/>



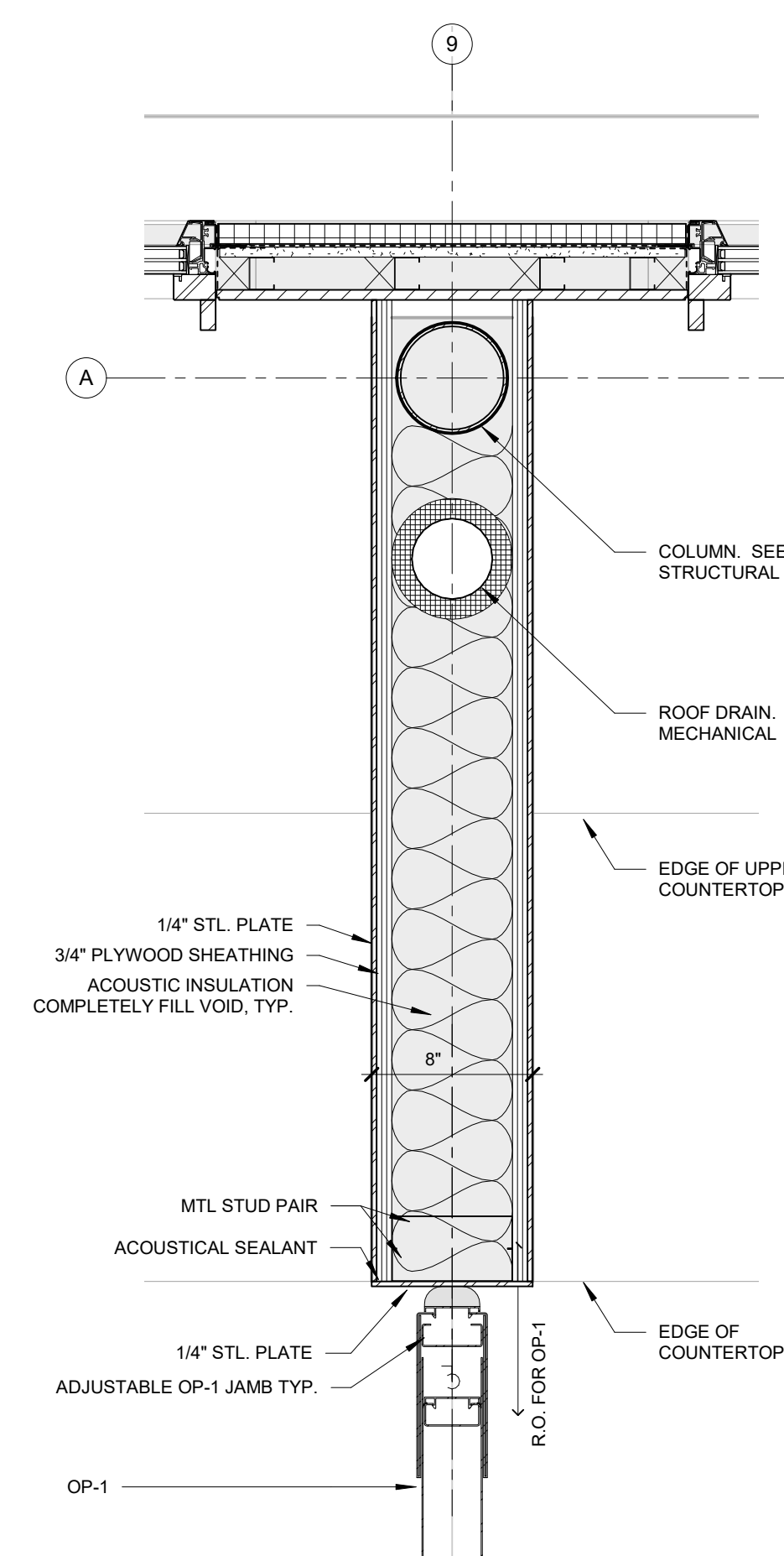
**6 WDCL-1 CEILING DETAIL - SEAM TYP**  
A551 3\"/>



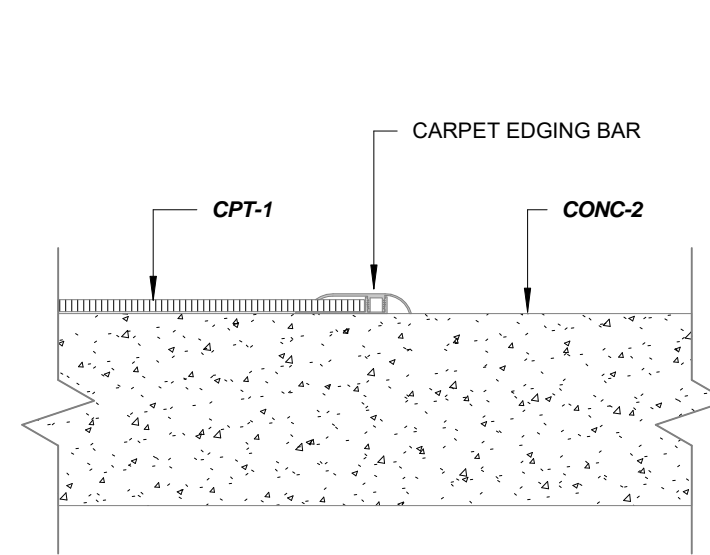
**7 WDCL-1 CEILING DETAIL - LIGHT FIXTURE**  
A551 3\"/>



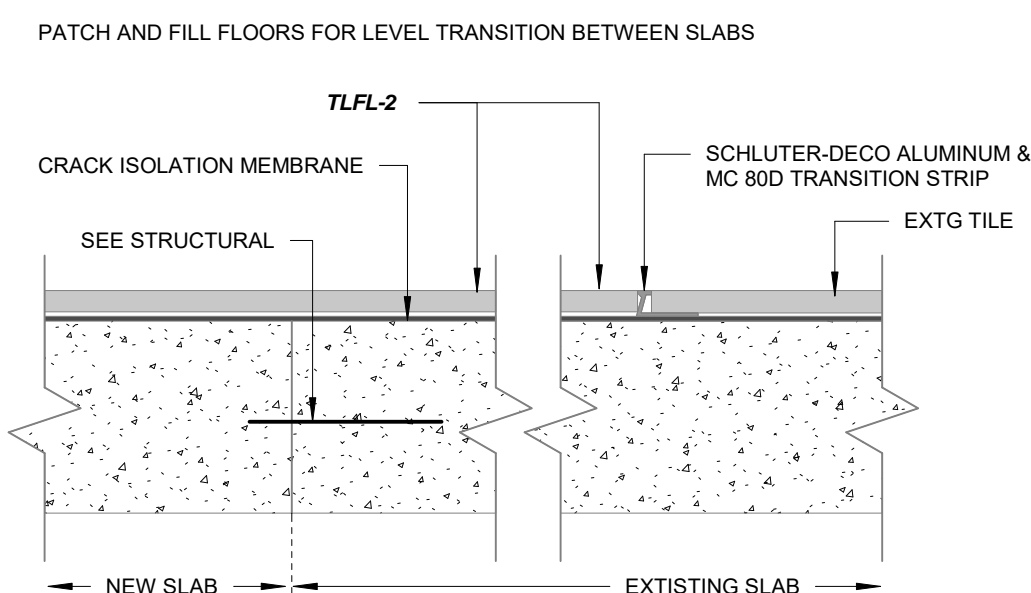
**8 WDCL-1 CEILING DETAIL - WALL EDGE**  
A551 3\"/>



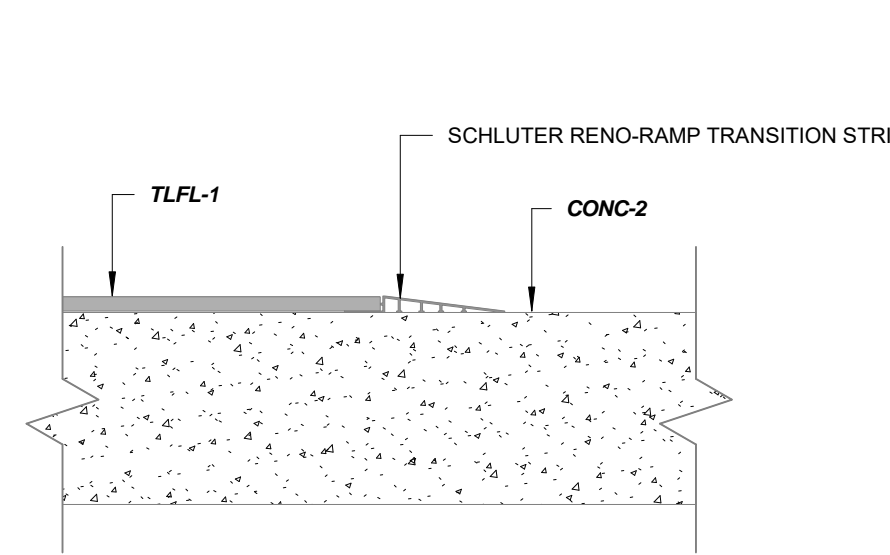
**18 MOVABLE PARTITION PLAN DETAIL AT EAST END**  
A551 1 1/2\"/>



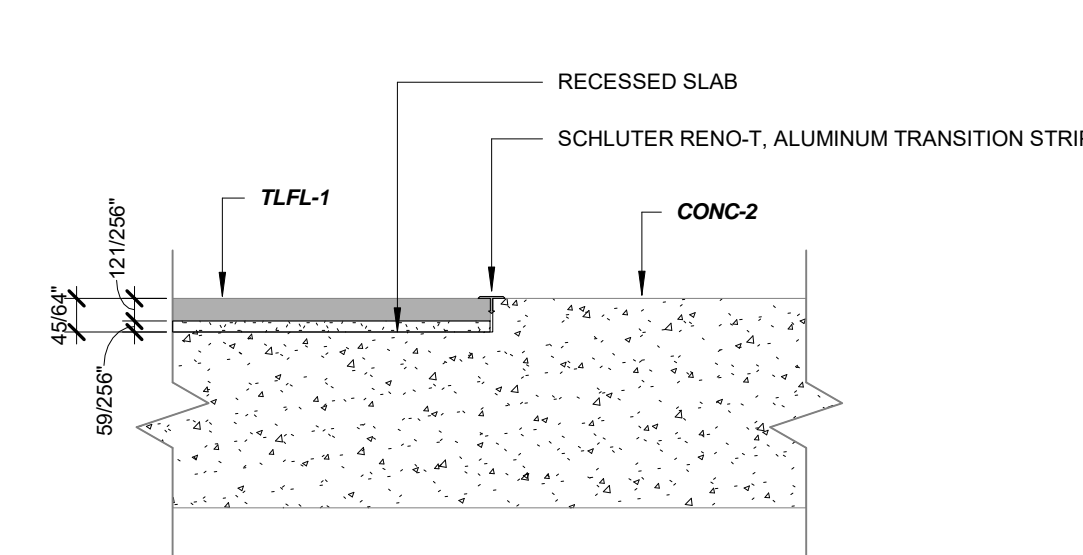
**10 TRANSITION DETAIL: CONC-2 TO CPT**  
A551 3\"/>



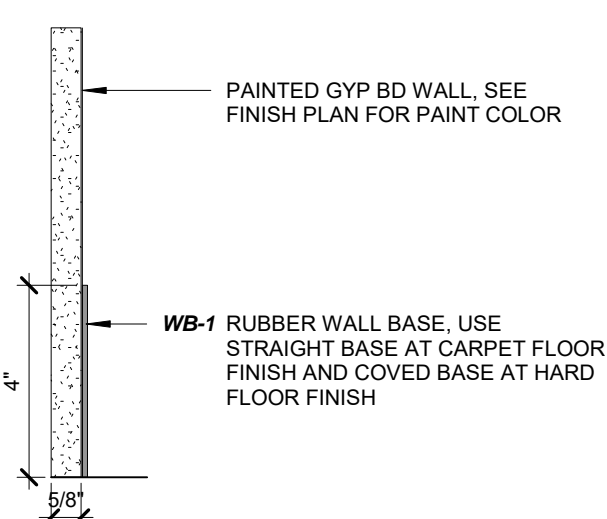
**11 TRANSITION DETAIL NEW TILE TO EXISTING TILE**  
A551 3\"/>



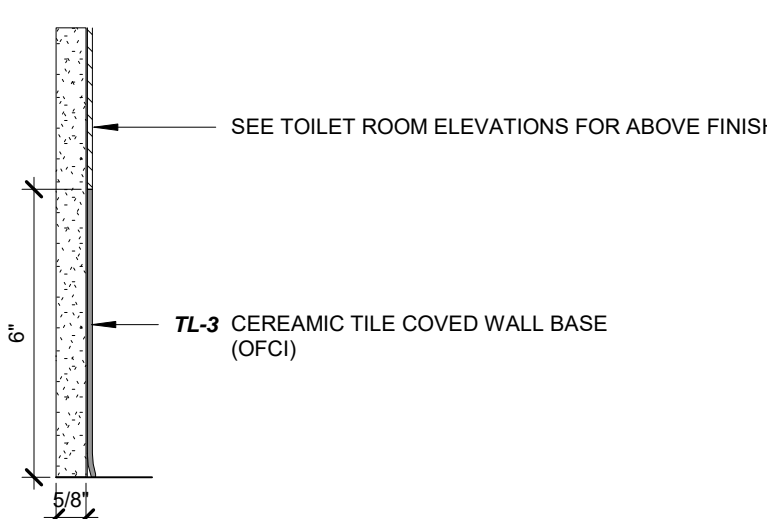
**12 TRANSITION DETAIL: CONC-2 TO TILE**  
A551 3\"/>



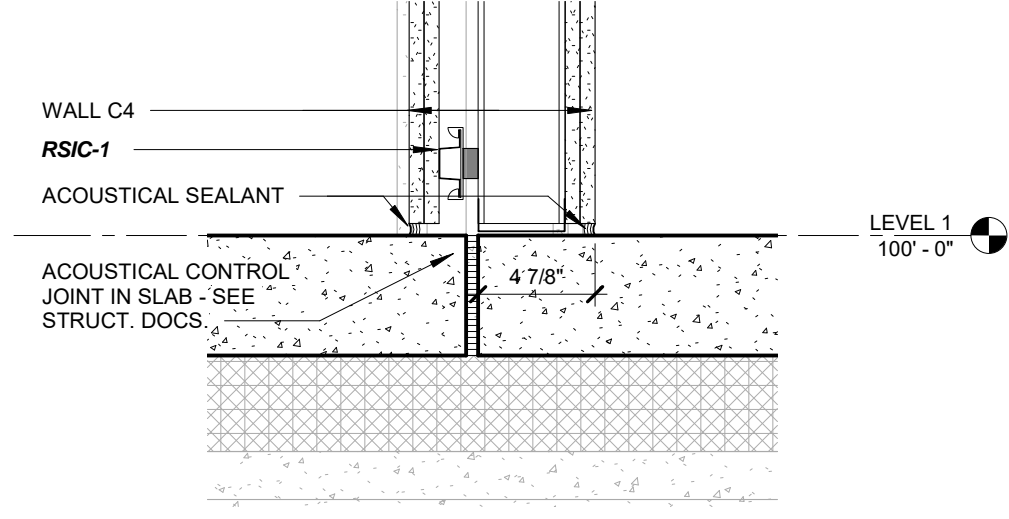
**13 TRANSITION DETAIL: CONT-2 TO TILE (ALT)**  
A551 3\"/>



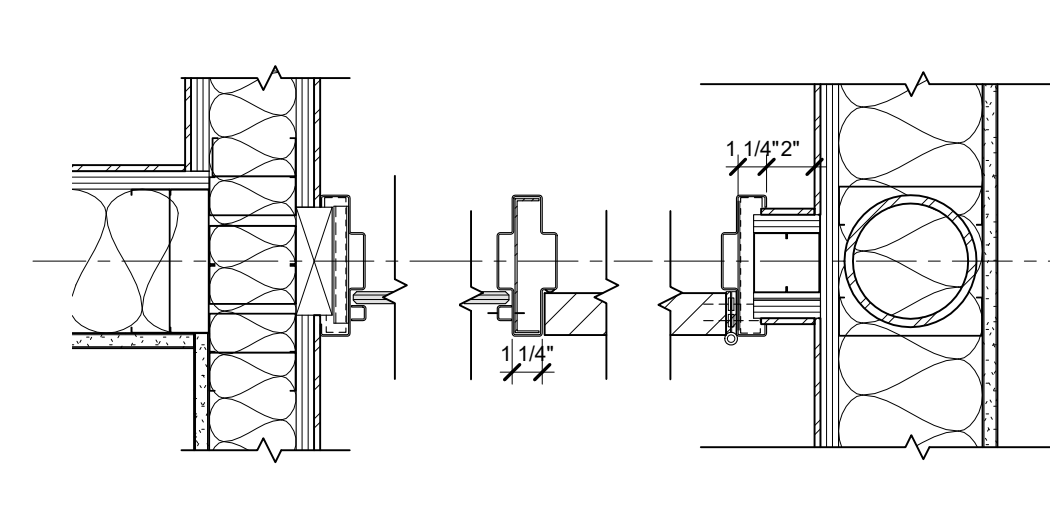
**14 WALL BASE 1**  
A551 3\"/>



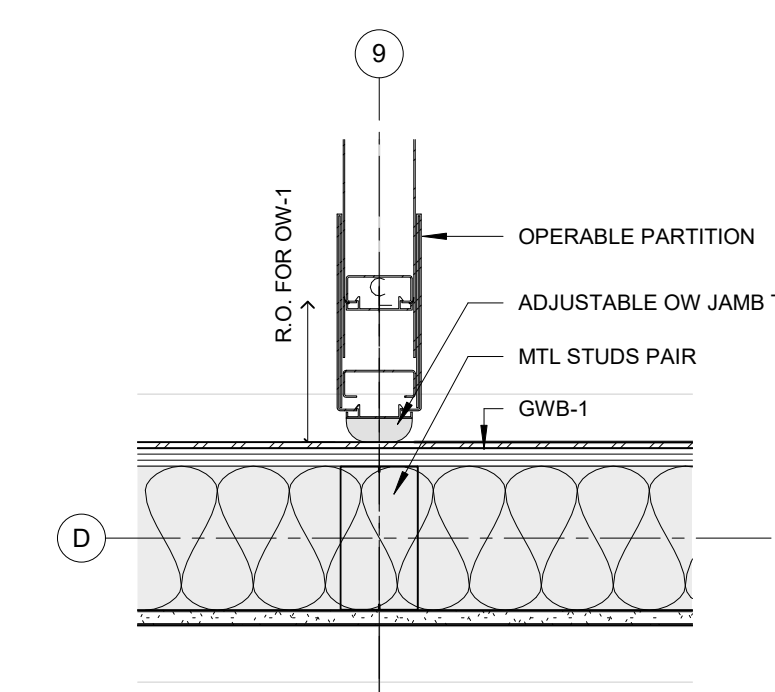
**16 CERAMIC TILE WALL BASE 3**  
A551 3\"/>



**17 DETAIL AT ACOUSTICAL CONTROL JOINT IN FLOOR**  
A551 1 1/2\"/>




**19 PLAN DETAIL AT TYPICAL CLASSROOM DOOR**  
A551 1 1/2\"/>



**20 MOVABLE PARTITION PLAN DETAIL AT HALLWAY END**  
A551 1 1/2\"/>

**Olbrich Botanical Gardens  
Expansion Phase 1**  
BPW Project #8162  
3330 Atwood Avenue  
Madison, WI 53704

I hereby certify that this plan, specification or report was prepared by me or under my direct supervision and that I am a duly Licensed Architect under the Laws of the State of Wisconsin, ARCHITECT SEAL



Signature: *Jack Poling*

Print Name: Jack Poling License No. A-8984

ISSUE	DATE	DESCRIPTION
	09.29.2017	SCHEMATIC DESIGN SUBMISSION
	12.06.2017	DD PRICING SET
	01.10.2018	DESIGN DEVELOPMENT SUBMISSION
	01.17.2018	IUDC SUBMISSION
	03.30.2018	70% CD PRICING ISSUE
	04.06.2018	PARKING LOT AND SITE PLAN SUBMISSION
	05.04.2018	90% CD SUBMISSION
	06.01.2018	BID ISSUE
	06.04.2018	PERMIT ISSUE

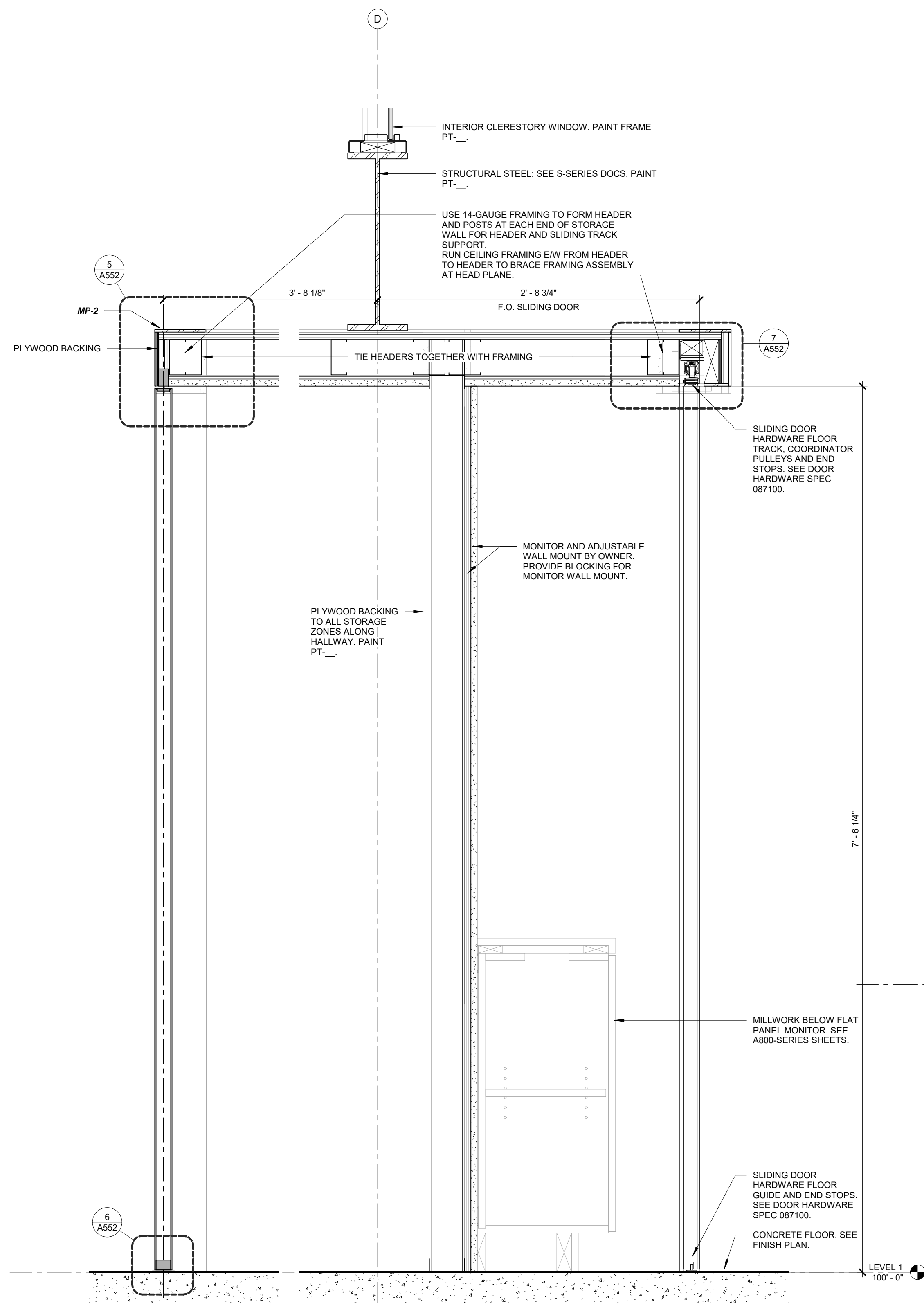
PROJECT NO. 2017016

PROJECT PHASE BID DOCUMENTS

DRAWN BY MSR CHECKED BY MSR

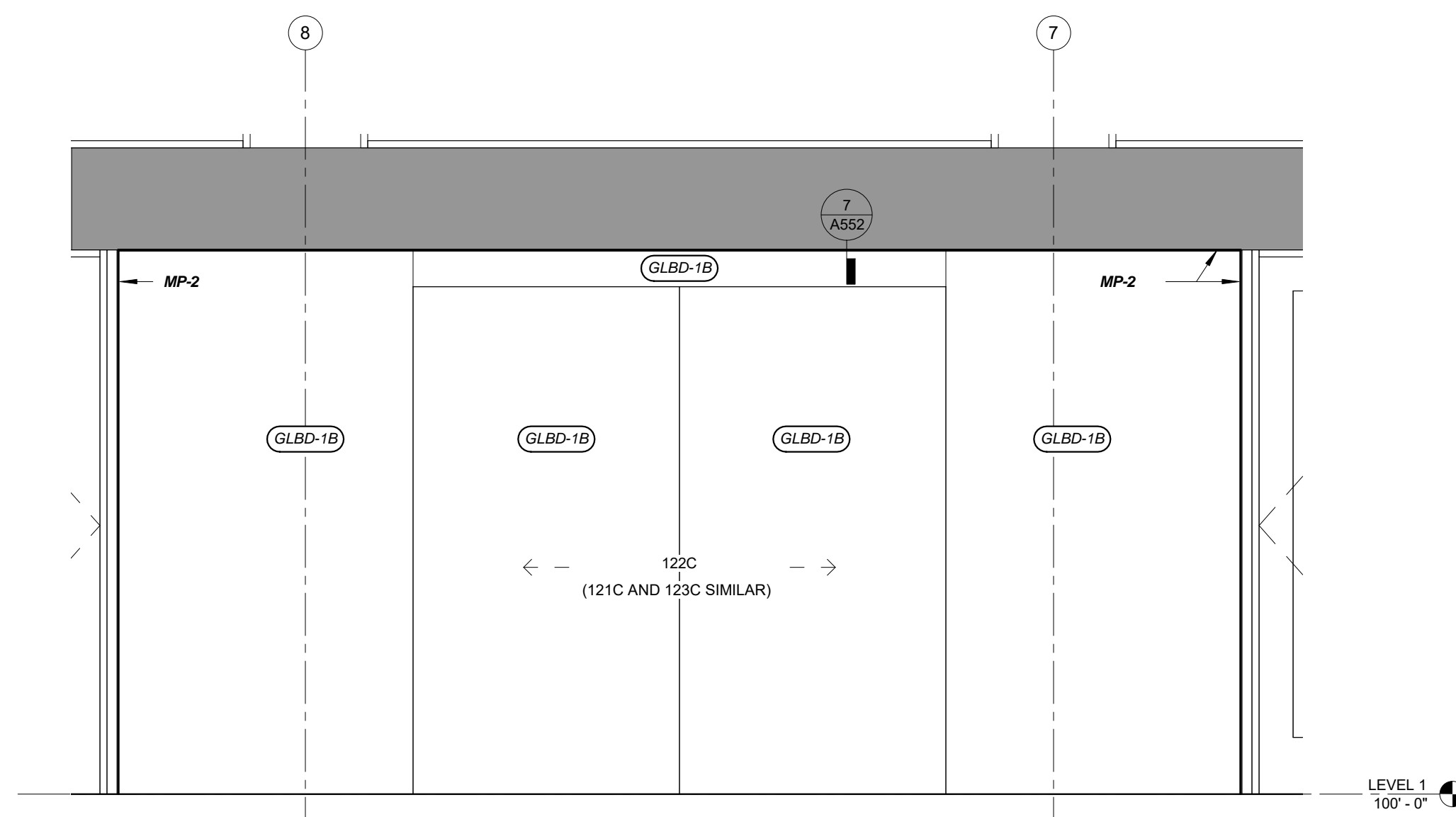
Interior Details





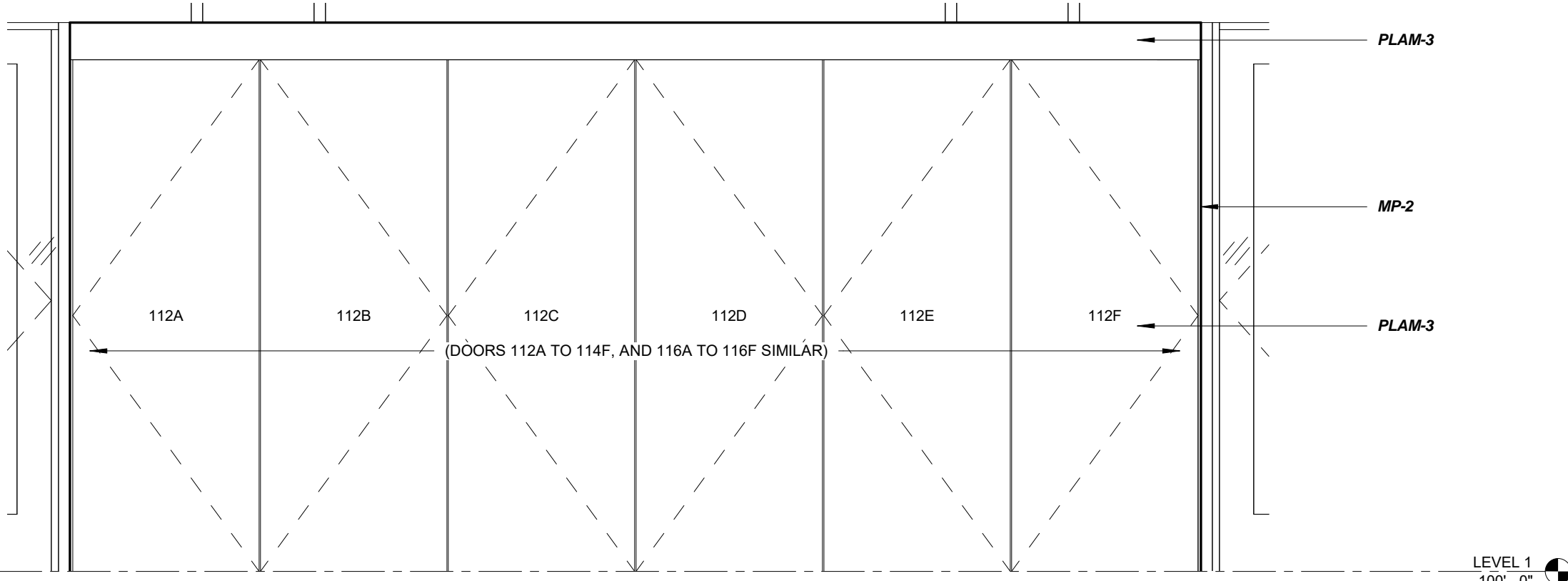
**1 ENLARGED SECTION THROUGH HALLWAY / CLASSROOM STORAGE WALL**

A552 1 1/2" = 1'-0"



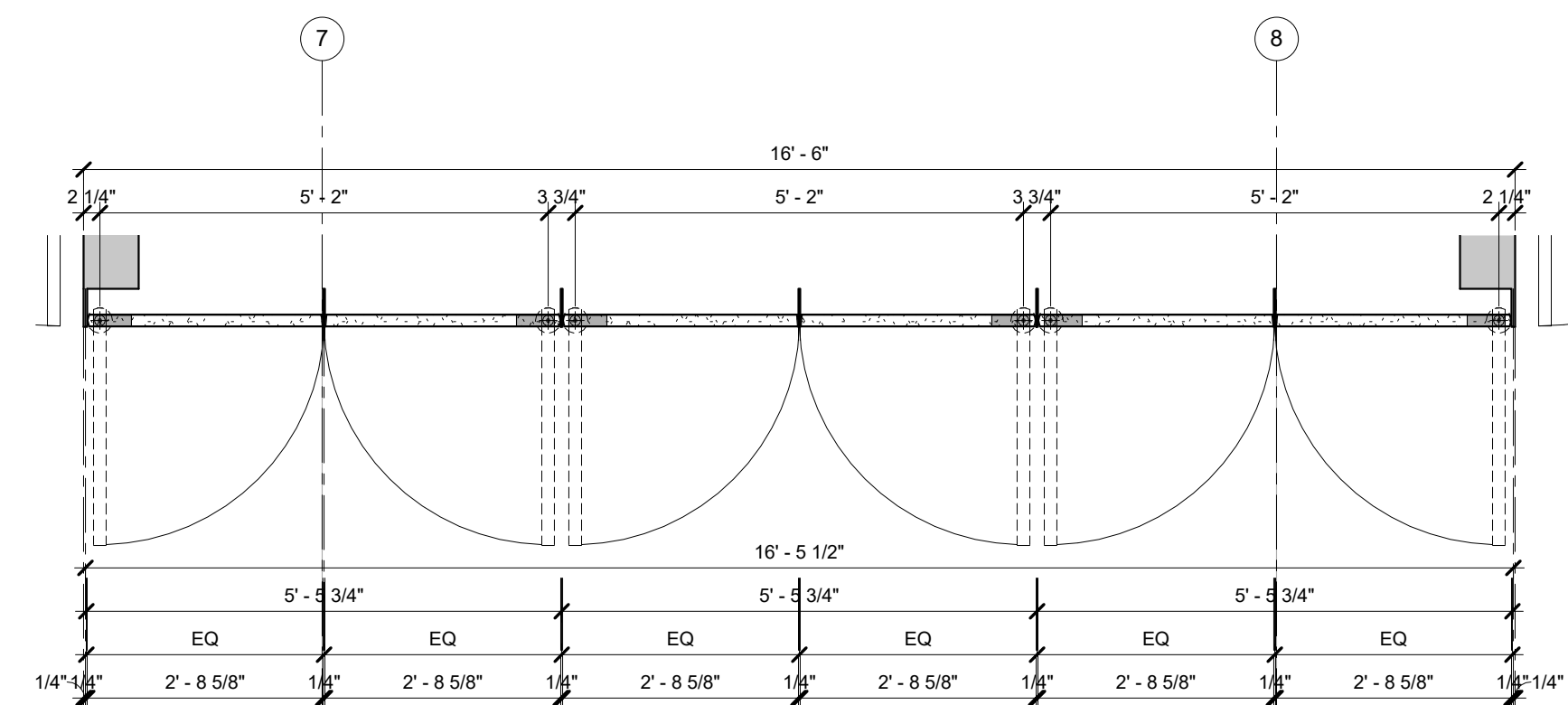
**2 EAST ELEVATION DETAIL OF CLASSROOMS 121, 122 & 123 PRESENTATION NICHE**

A552 1/2" = 1'-0"



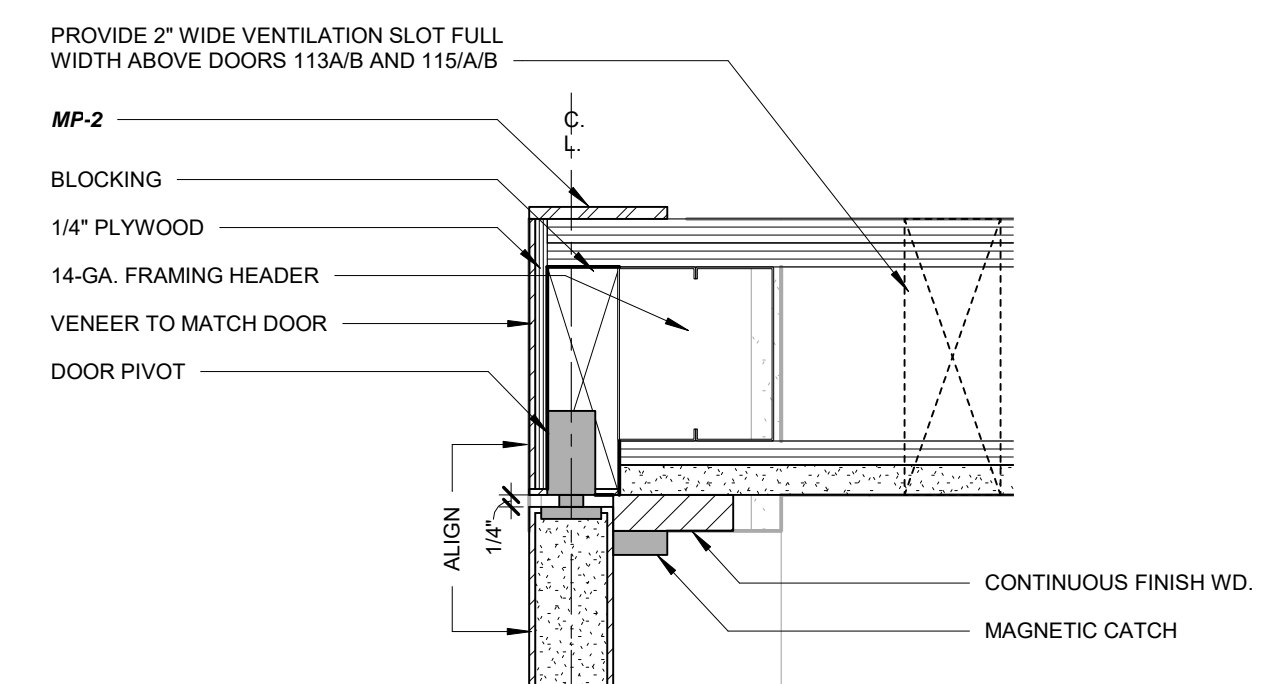
**3 WEST ELEVATION DETAIL OF HALLWAY 110 STORAGE**

A552 1/2" = 1'-0"



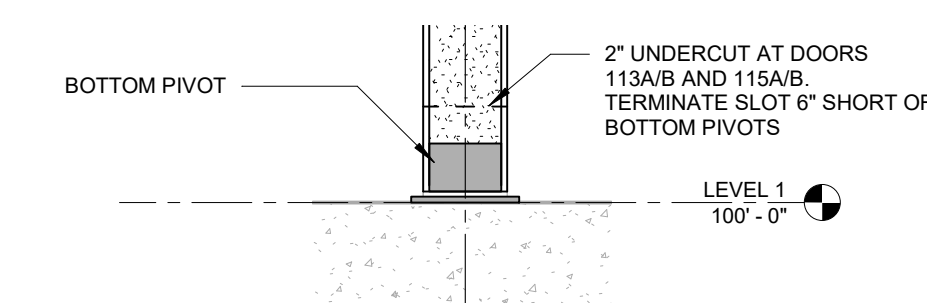
**4 ENLARGED PLAN AT TYPICAL HALLWAY 110 STORAGE DOORS**

A552 1/2" = 1'-0"



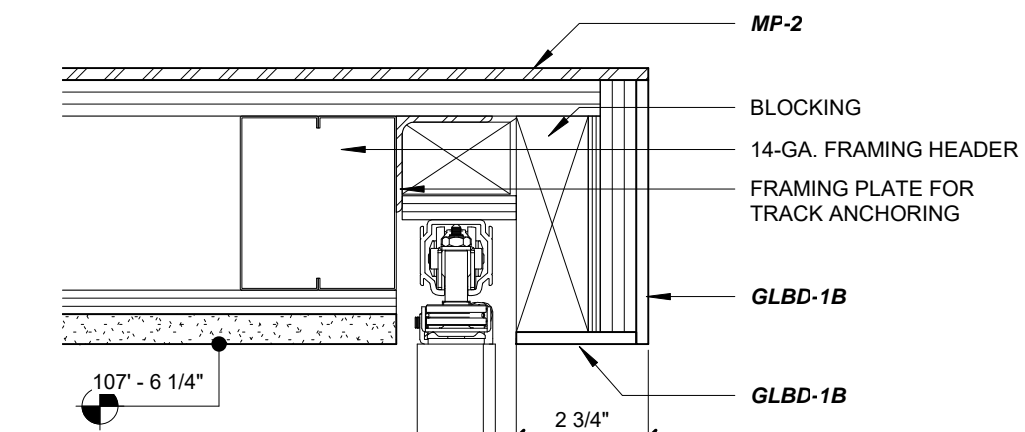
**5 SECTION DETAIL - HALLWAY STORAGE DOOR HEAD**

A552 3" = 1'-0"



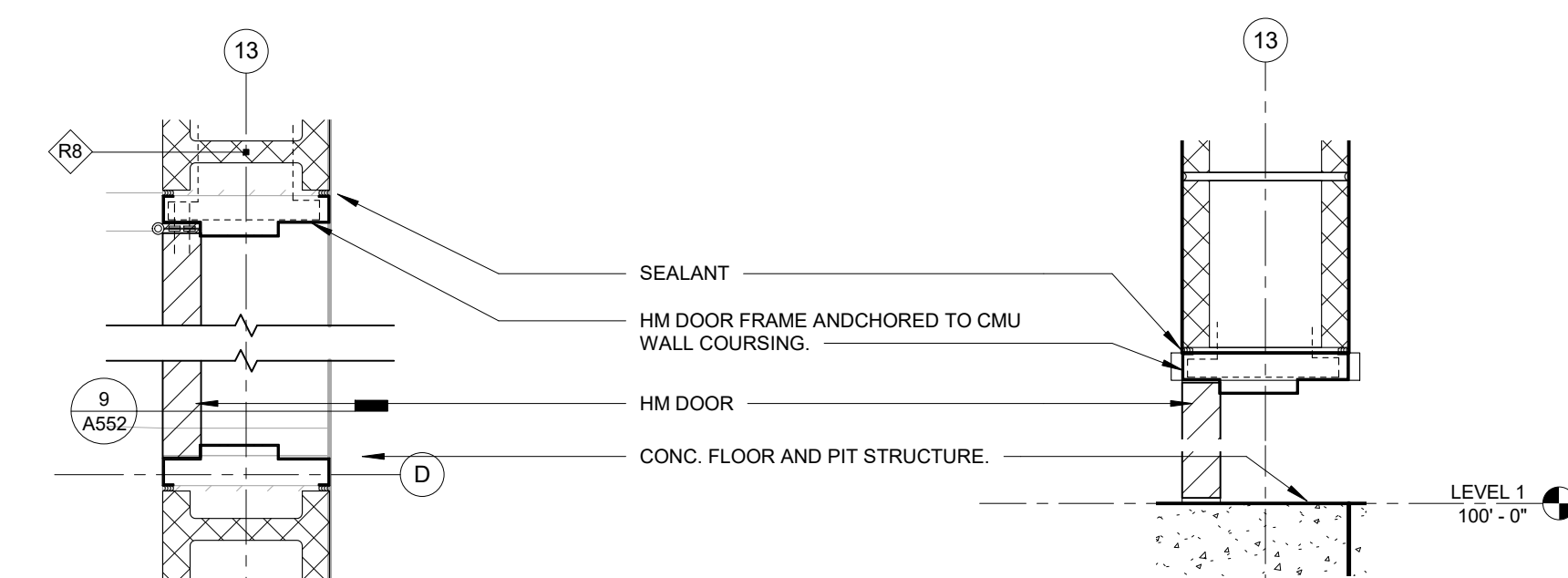
**6 SECTION DETAIL - HALLWAY STORAGE DOOR SILL**

A552 3" = 1'-0"



**7 SECTION DETAIL - CLASSROOM SLIDING DOOR HEAD**

A552 3" = 1'-0"

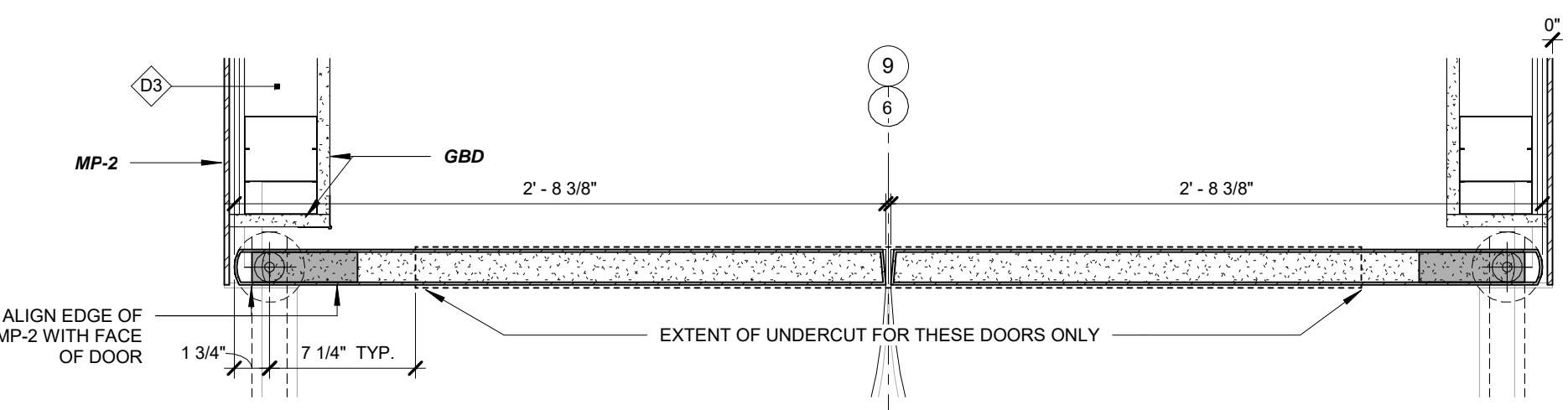


**8 PLAN DETAIL - DOOR 120C JAMB**

A552 1 1/2" = 1'-0"

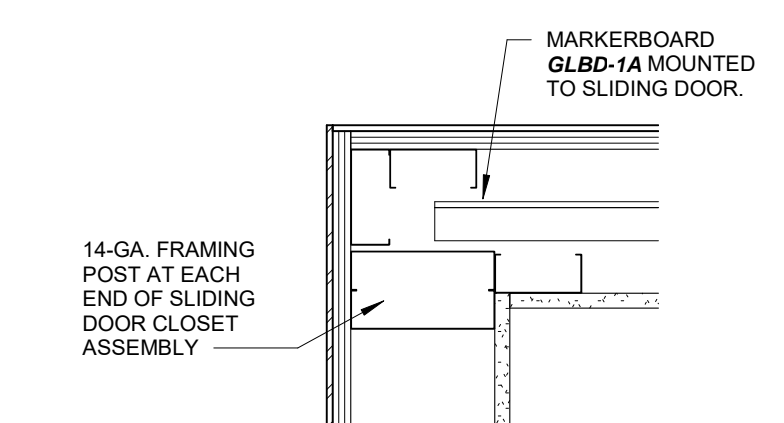
**9 SECTION DETAIL - DOOR 120 C HEAD**

A552 1 1/2" = 1'-0"



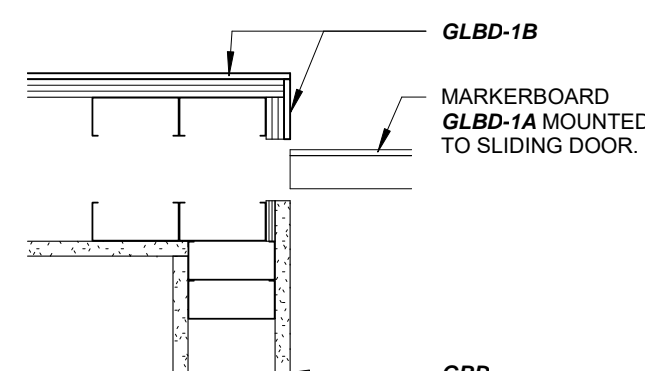
**10 ENLARGED PLAN AT HALLWAY CLOSET DOUBLE DOORS 113A/B AND 115A/B**

A552 1 1/2" = 1'-0"



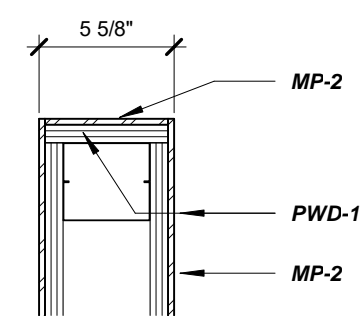
**11 PLAN DETAIL AT PRES. CORNER**

A552 1 1/2" = 1'-0"



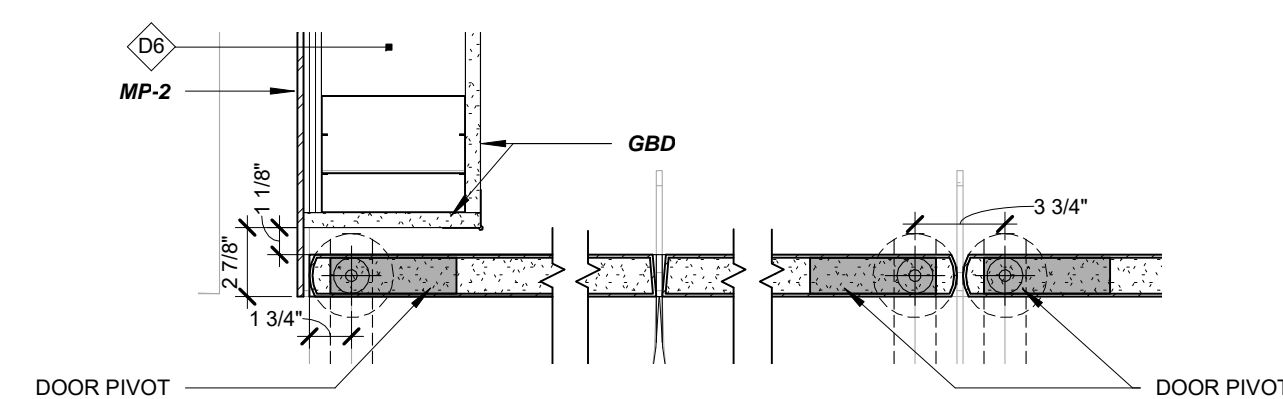
**12 PLAN DETAIL AT PRES. POCKET DOOR**

A552 1 1/2" = 1'-0"



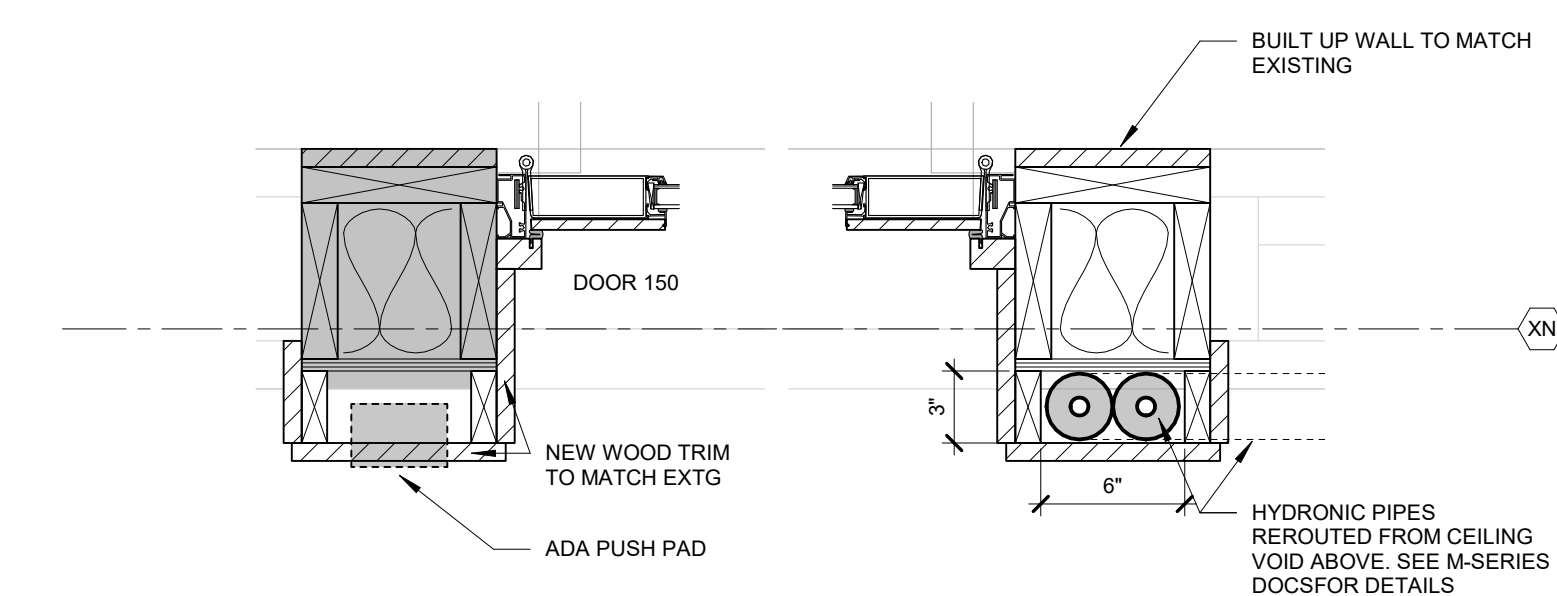
**13 MOVABLE PARTITION POCKET EDGE**

A552 1 1/2" = 1'-0"



**14 PLAN DETAIL AT HALLWAY STORAGE CORNER**

A552 1 1/2" = 1'-0"




**15 PLAN DETAIL - DOOR 150A JAMBS**

A552 1 1/2" = 1'-0"

**Olbrich Botanical Gardens  
Expansion Phase 1**  
BPW Project #8162  
3330 Atwood Avenue  
Madison, WI 53704

I hereby certify that this plan, specification or report was prepared by me or under my direct supervision and that I am a duly Licensed Architect under the Laws of the State of Wisconsin.  
ARCHITECT SEAL

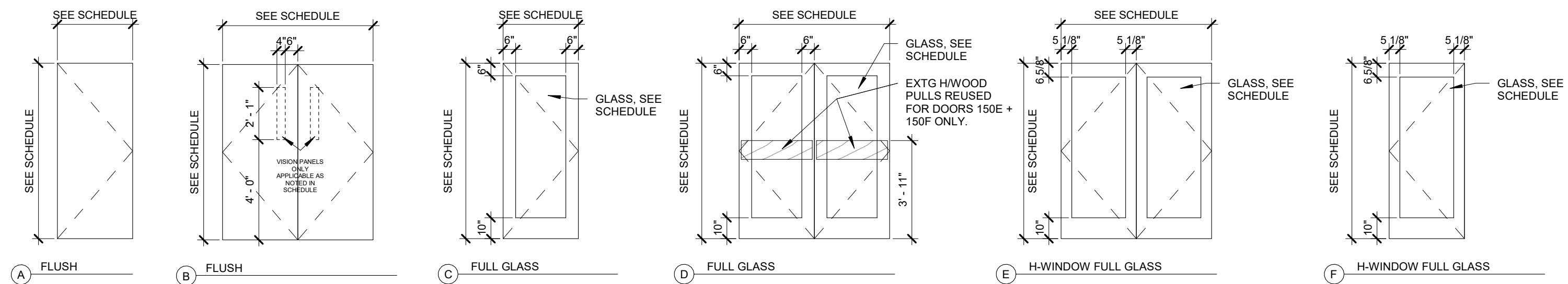


Signature: *Daniel Jack Poling*  
Print Name: Jack Poling  
Date: JUNE 4, 2018 License No. A-8984

ISSUE	DATE	DESCRIPTION
	09.29.2017	SCHEMATIC DESIGN SUBMISSION
	12.06.2017	DD PRICING SET
	01.10.2018	DESIGN DEVELOPMENT SUBMISSION
	01.17.2018	UDC SUBMISSION
	03.30.2018	70% CD PRICING ISSUE
	04.04.2018	PARKING LOT AND SITE PLAN SUBMISSION
	05.04.2018	90% CD SUBMISSION
	06.01.2018	BID ISSUE
	06.04.2018	PERMIT ISSUE

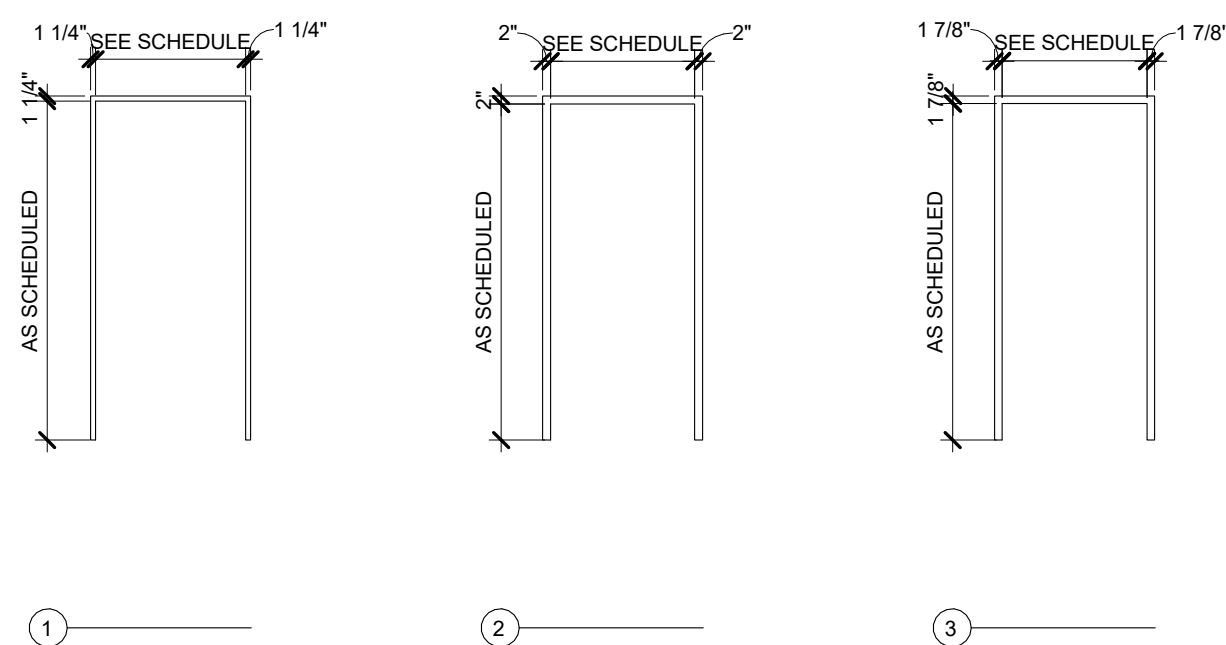
PROJECT NO. 2017016  
PROJECT PHASE BID DOCUMENTS  
DRAWN BY MSR CHECKED BY MSR  
www.msrdesign.com

**INTERIOR DETAILS**  
**EXHIBIT F**  
**A552**



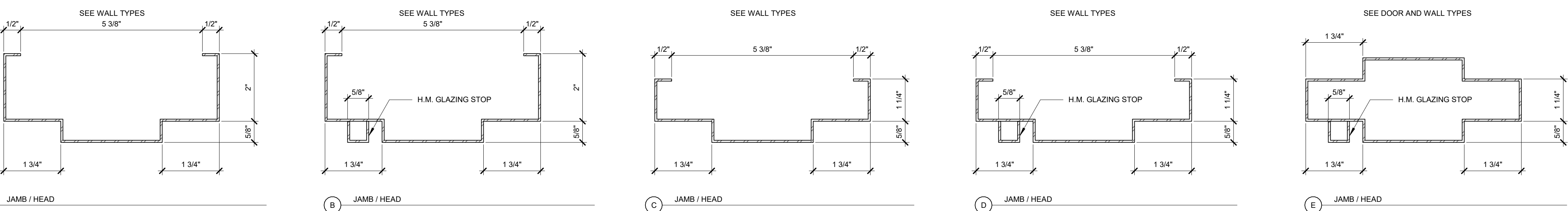
**1 DOOR TYPES**

A601 1/4" = 1'-0"



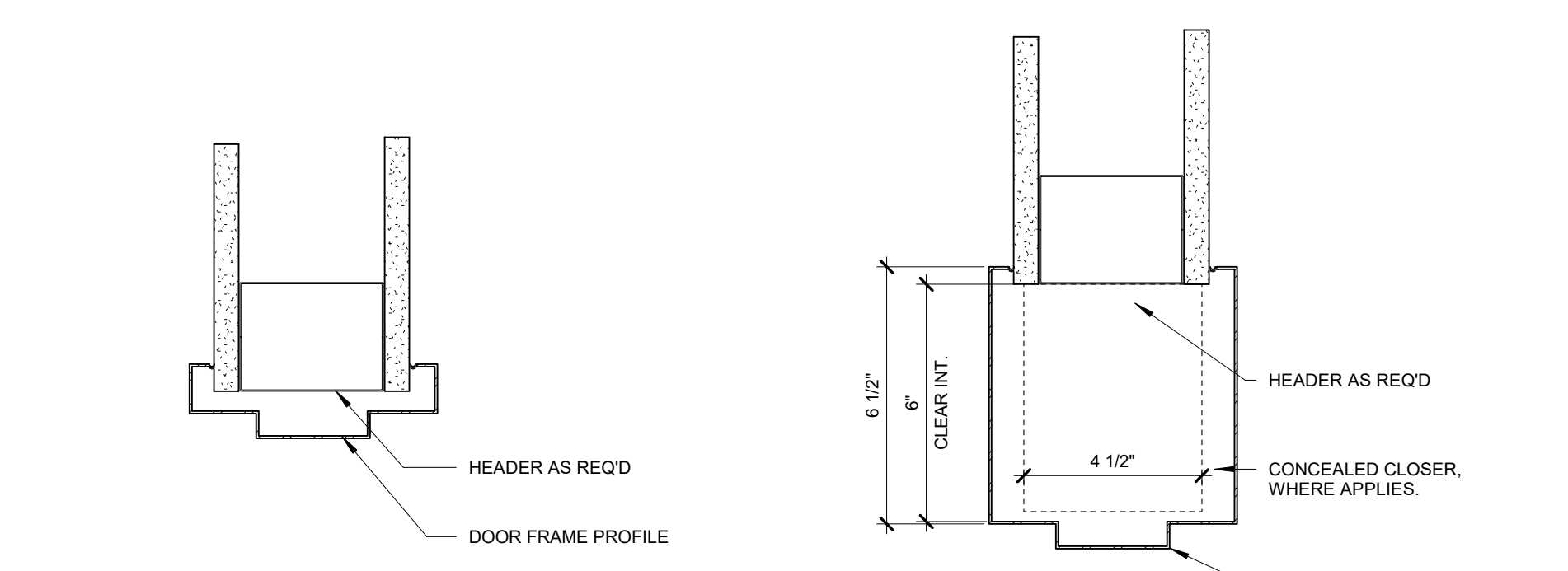
**2 FRAME TYPES**

A601 1/4" = 1'-0"



**3 H.M. FRAME PROFILES**

A601 6" = 1'-0"



**4 TYPICAL H.M. FRAME HEAD PROFILES**

A601 3" = 1'-0"

**5 TYPICAL DEEP H.M. FRAME HEAD PROFILE**

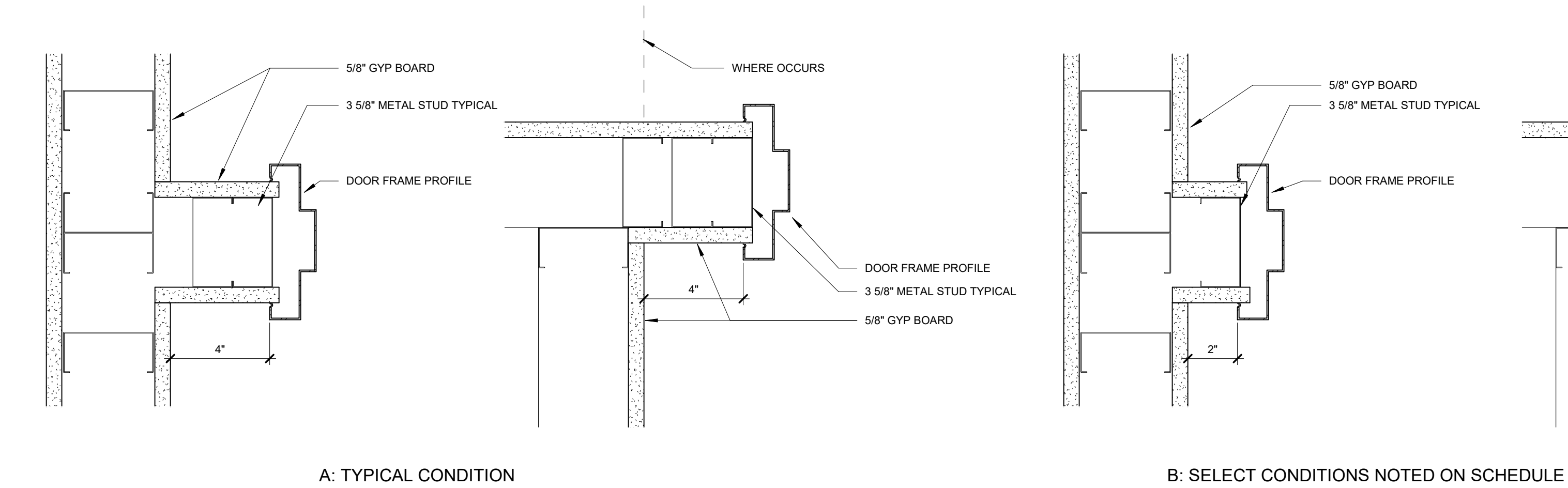
A601 3" = 1'-0"

**6 TYPICAL H.M. FRAME JAMB PROFILE**

A601 3" = 1'-0"

**9 MECH ROOM DOOR DETAILS**

A601 3" = 1'-0"



**7 TYPICAL H.M. FRAME INSTALLATION AT PERPENDICULAR WALL OR CORNER**

A601 3" = 1'-0"

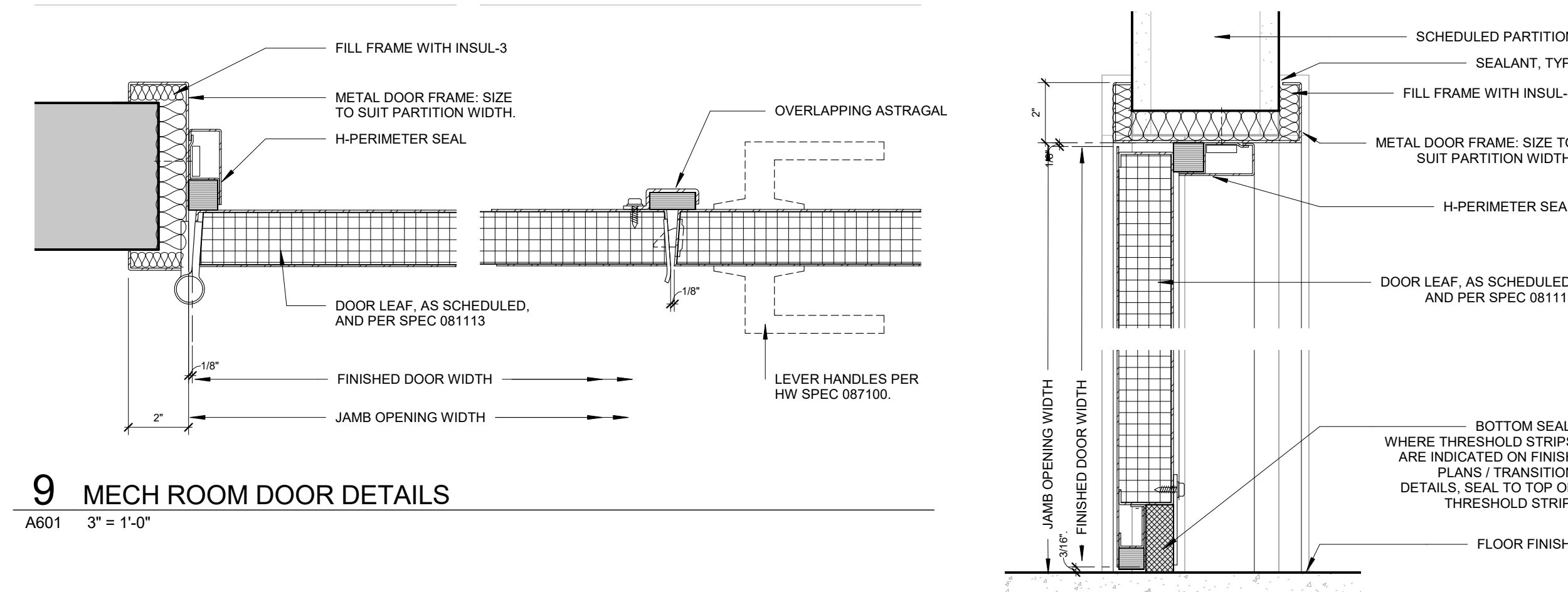
**11 FIRE RATED GLASS DOOR JAMB DETAILS**

A601 3" = 1'-0"

DOOR NO	DOOR				TYPE	MATL	FRAME			TYPE	MATL	FIRE	HDWR	COMMENTS
	WIDTH	HEIGHT	THICKNESS	HEAD			SILL	JAMB						
3B	4'-0"	7'-0"	1 3/4"	A	HM	1A/AS52	1A/AS52	12/AS52	2	HM				
100	8'-0"	7'-10"	1 3/4"	D	HM/GL	4/A601	3A/AS51	6/A601	1	HM				13B
101	3'-0"	7'-0"	1 3/4"	A	HM	4/A601	NA	6/A601	1	HM				13B
102	3'-0"	7'-0"	1 3/4"	A	HM	4/A601	NA	6/A601	1	HM				12
103A	8'-0"	8'-9 1/2"	1 3/4"	B	HM	4/A601	NA	6/A601	1	HM				04
103B	8'-0"	7'-0"	1 3/4"	B	HM	4/A601	NA	6/A601	1	HM				04
104	3'-0"	8'-9 1/2"	1 3/4"	A	HM	4/A601	NA	6/A601	1	HM				06
106	3'-0"	8'-9 1/2"	1 3/4"	A	HM	4/A601	NA	6/A601	1	HM				06
108	3'-0"	8'-9 1/2"	1 3/4"	A	HM	4/A601	NA	6/A601	1	HM				04A
110	8'-0"	8'-0"	1 3/4"	E	GL/WDIAL	1/A654	4/A653	8/A601	3	WDIAL				13A
112A	2'-8 5/8"	7'-5 1/2"	1 3/4"	A	WD	5/A52	6/A52	14/A52		FRAMELESS	N.A.			17
112B	2'-8 5/8"	7'-5 1/2"	1 3/4"	A	WD	5/A52	6/A52	14/A52		FRAMELESS	N.A.			17
112C	2'-8 5/8"	7'-5 1/2"	1 3/4"	A	WD	5/A52	6/A52	14/A52		FRAMELESS	N.A.			17
112D	2'-8 5/8"	7'-5 1/2"	1 3/4"	A	WD	5/A52	6/A52	14/A52		FRAMELESS	N.A.			17
112E	2'-8 5/8"	7'-5 1/2"	1 3/4"	A	WD	5/A52	6/A52	14/A52		FRAMELESS	N.A.			17
112F	2'-8 5/8"	7'-5 1/2"	1 3/4"	A	WD	5/A52	6/A52	14/A52		FRAMELESS	N.A.			17
113A	2'-7 1/8"	7'-5 1/2"	1 3/4"	A	WD	5/A52	6/A52	10/A52		FRAMELESS	N.A.			17
113B	2'-8 5/8"	7'-5 1/2"	1 3/4"	A	WD	5/A52	6/A52	10/A52		FRAMELESS	N.A.			17
114A	2'-8 5/8"	7'-5 1/2"	1 3/4"	A	WD	5/A52	6/A52	14/A52		FRAMELESS	N.A.			17
114B	2'-8 5/8"	7'-5 1/2"	1 3/4"	A	WD	5/A52	6/A52	14/A52		FRAMELESS	N.A.			17
114C	2'-8 5/8"	7'-5 1/2"	1 3/4"	A	WD	5/A52	6/A52	14/A52		FRAMELESS	N.A.			17
114D	2'-8 5/8"	7'-5 1/2"	1 3/4"	A	WD	5/A52	6/A52	14/A52		FRAMELESS	N.A.			17
114E	2'-8 5/8"	7'-5 1/2"	1 3/4"	A	WD	5/A52	6/A52	14/A52		FRAMELESS	N.A.			17
115A	2'-7 1/8"	7'-5 1/2"	1 3/4"	A	WD	5/A52	6/A52	10/A52		FRAMELESS	N.A.			17
115B	2'-8 5/8"	7'-5 1/2"	1 3/4"	A	WD	5/A52	6/A52	14/A52		FRAMELESS	N.A.			17
116A	2'-8 5/8"	7'-5 1/2"	1 3/4"	A	WD	5/A52	6/A52	14/A52		FRAMELESS	N.A.			17
116B	2'-8 5/8"	7'-5 1/2"	1 3/4"	A	WD	5/A52	6/A52	14/A52		FRAMELESS	N.A.			17
116C	2'-8 5/8"	7'-5 1/2"	1 3/4"	A	WD	5/A52	6/A52	14/A52		FRAMELESS	N.A.			17
116D	2'-8 5/8"	7'-5 1/2"	1 3/4"	A	WD	5/A52	6/A52	14/A52		FRAMELESS	N.A.			17
116E	2'-8 5/8"	7'-5 1/2"	1 3/4"	A	WD	5/A52	6/A52	14/A52		FRAMELESS	N.A.			17
116F	2'-8 5/8"	7'-5 1/2"	1 3/4"	A	WD	5/A52	6/A52	14/A52		FRAMELESS	N.A.			17
120A	4'-0"	7'-0"	1 3/4"	A	HM	10/A601	9/A601	2		HM				07
120B	1'-6"	7'-0"	1 3/4"	A	HM	10/A601	9/A601	2		HM				07
120C	3'-0"	7'-0"	1 3/4"	A	HM	14/A52	12/A52	2		HM				08
121A	3'-6"	7'-10 3/4"	1 3/4"	C	HM/GL	4/A601	NA	19/A551	1	HM				11
121B	3'-6"	7'-10 3/4"	1 3/4"	C	HM/GL	4/A601	NA	19/A551	1	HM				11
121C	7'-10"	7'-10 3/4"	1 3/4"	B	HM/GL/BD-1A	7/A552	NA	19/A552		FRAMELESS	N.A.			18
122A	3'-6"	7'-10 3/4"	1 3/4"	C	HM/GL	4/A601	NA	19/A551	1	HM				11
122B	3'-6"	7'-10 3/4"	1 3/4"	C	HM/GL	4/A601	NA	19/A551	1	HM				11
122C	7'-10"	7'-10 3/4"	1 3/4"	B	HM/GL/BD-1A	7/A552	NA	19/A552		FRAMELESS	N.A.			18
123A	3'-6"	7'-10 3/4"	1 3/4"	C	HM/GL	4/A601	NA	19/A551	1	HM				11
123B	3'-6"	7'-10 3/4"	1 3/4"	C	HM/GL	4/A601	NA	19/A551	1	HM				11
123C	7'-10"	7'-5 1/2"	1 3/4"	B	HM/GL/BD-1A	7/A552	NA	19/A552		FRAMELESS	N.A.			18
123D	8'-2"	8'-0"	1 3/4"	E	GL/WDIAL	1/A654	4/A653	8/A601	3	WDIAL				10
123E	3'-0"	7'-0"	1 3/4"	A	HM	4/A601	NA	6/A601	1	HM				04B
123F	8'-0"	7'-0"	1 3/4"	B	HM	4/A307 3/8M	NA	4/A307 3/8M	1	HM				09
150A	7'-0 1/4"	7'-0"	1 3/4"	B	GL/WDIAL	3A/A354	7/A353	15/A552	2	WDIAL				13
150C	3'-1"	7'-8"	1 3/4"	C	GL/HM	4/A601	NA	11/A601	2	HM	SMOKE ONLY			20
150D	7'-1"	7'-8"	1 3/4"	C	GL/HM	4/A601	NA	6/A601	2	HM	SMOKE ONLY			09
150E	8'-10"	8'-6"	1 3/4"	D	HM/90 MIN GL	11/A601	NA	11/A601	2	HM	FRDR-1 1.5-HR RATED			20
150F	8'-10"	8'-6"	1 3/4"	D	HM/90 MIN GL	11/A601	NA	11/A601	2	HM	FRDR-1 1.5-HR RATED			20
201A	3'-0"	7'-10 3/4"	1 3/4"	C	GL/HM	4/A601	3A/AS51	3E/A601	1	HM				15A
201B	3'-0"	7'-10"	1 3/4"	F	GL/WDIAL	1/A654	10/A654	8/A601	3	WDIAL				08
202	3'-0"	7'-0"	1 3/4"	A	HM	4/A601	5A/AS51	6/A601	1	HM				05
210	3'-0"	7'-10"	1 3/4"	F	WOOD	1/A654	10/A654	8/A601	1	WDIAL				15
211	3'-0"	7'-0"	1 3/4"	A	HM	4/A601	3A/AS51	6/A601	1	HM				04B
213	7'-10"	7'-0"	1 3/4"	C	HM	4/A601	NA	6/A601	1	HM				11A
GD1	8'-0"	10'-0"	1 3/4"	B	HM	14/A552 slim	7/A353	12/A552 slim	2	HM	2-HR RATED			16

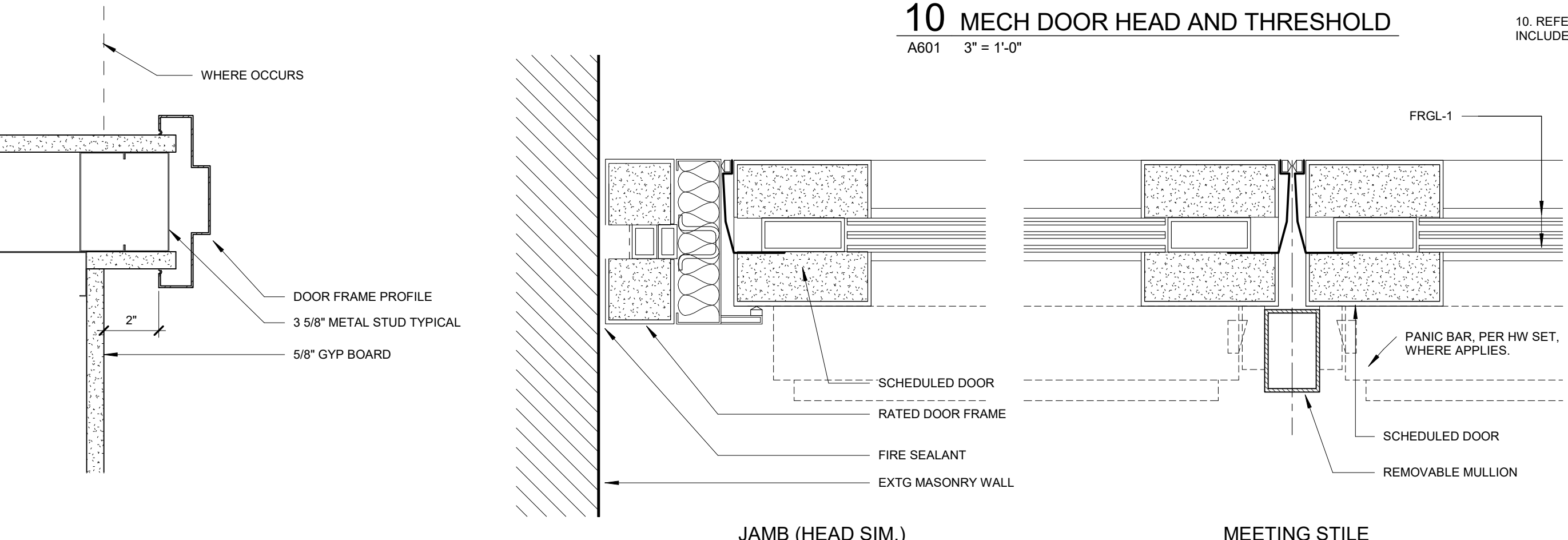
**8 H-WIN "NORDIC" DOOR JAMB DETAIL**

A601 3" = 1'-0"



**10 MECH DOOR HEAD AND THRESHOLD**

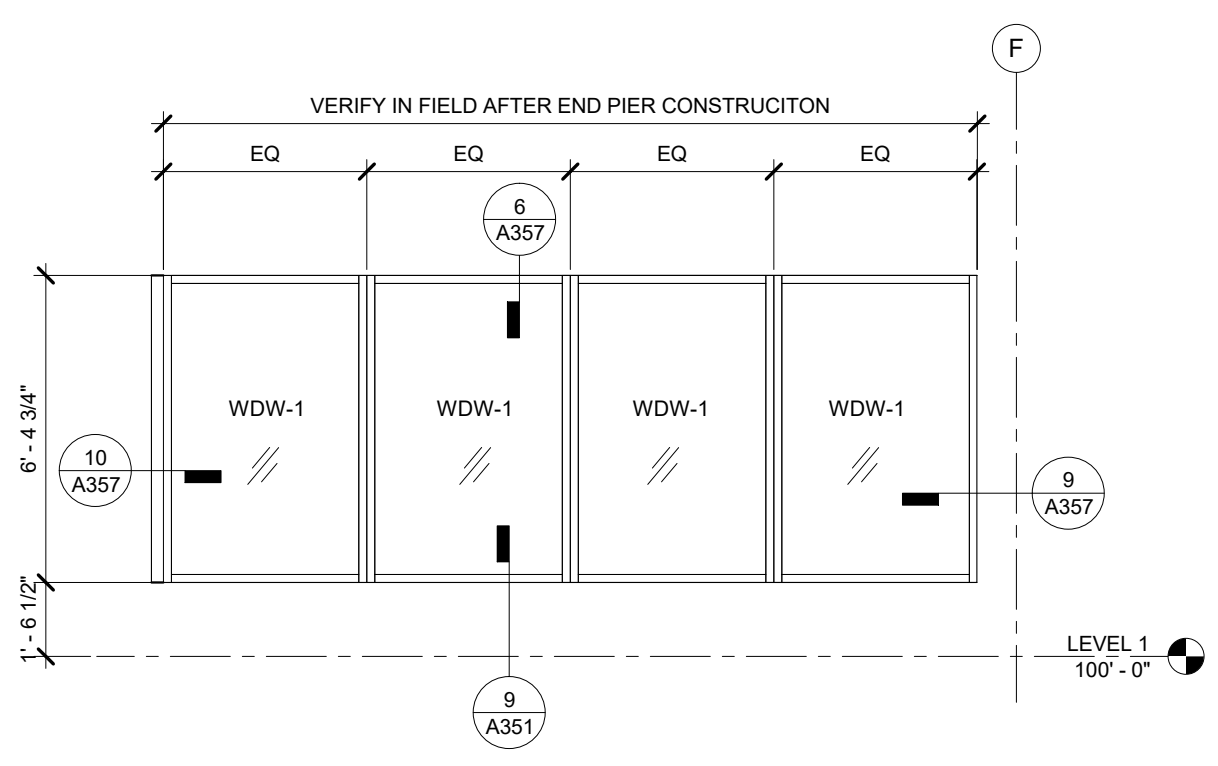
A601 3" = 1'-0"



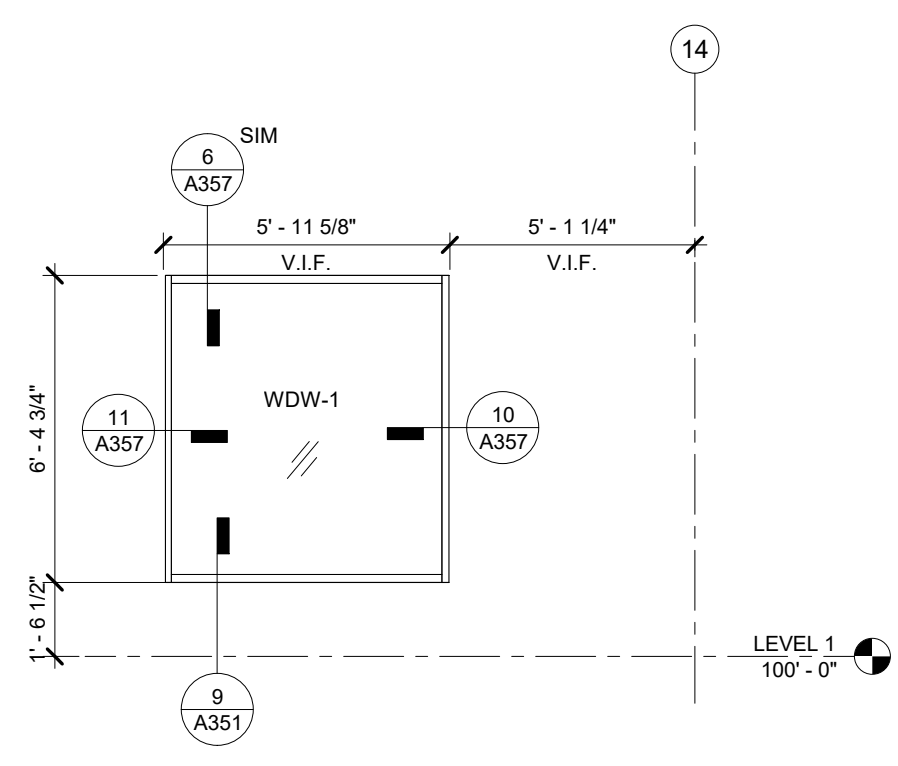
DOOR HARDWARE SET MATRIX		HWMR SET	
DOOR NO	TYPE	DOOR NO	TYPE
3B	FLUSH	100	FLUSH
100	H-WINDOW	101	H-WINDOW
101	FLUSH	102	FLUSH
102	H-WINDOW	103A	H-WINDOW
103A	FLUSH	103B	FLUSH
103B	H-WINDOW	104	H-WINDOW
104	FLUSH	106	FLUSH
106	H-WINDOW	108	H-WINDOW
108	FLUSH	110	FLUSH
110	H-WINDOW	112A	H-WINDOW
112A	FLUSH	112B	FLUSH
112B	H-WINDOW	112C	H-WINDOW
112C	FLUSH	112D	FLUSH
112D	H-WINDOW	112E	H-WINDOW
112E	FLUSH	112F	FLUSH
112F	H-WINDOW	113A	H-WINDOW
113A	FLUSH	113B	FLUSH
113B	H-WINDOW	114A	H-WINDOW
114A	FLUSH	114B	FLUSH
114B	H-WINDOW	114C	H-WINDOW
114C	FLUSH	114D	FLUSH
114D	H-WINDOW	114E	H-WINDOW
114E	FLUSH	115A	H-WINDOW
115A	H-WINDOW	115B	H-WINDOW
115B	FLUSH	116A	H-WINDOW
116A	H-WINDOW	116B	H-WINDOW
116B	FLUSH	116C	H-WINDOW
116C	H-WINDOW	116D	H-WINDOW
116D	FLUSH	116E	H-WINDOW
116E	H-WINDOW	116F	H-WINDOW
116F	FLUSH	120A	FLUSH
120A	H-WINDOW	120B	FLUSH
120B	H-WINDOW	120C	FLUSH
120C	FLUSH	121A	FLUSH
121A	H-WINDOW	121B	FLUSH
121B	H-WINDOW	121C	FLUSH
121C	FLUSH	122A	FLUSH
122A	H-WINDOW	122B	FLUSH
122B	H-WINDOW	122C	FLUSH
122C	FLUSH	123A	FLUSH
123A	H-WINDOW	123B	FLUSH
123B	H-WINDOW	123C	FLUSH
123C	FLUSH	123D	FLUSH
123D	H-WINDOW	123E	FLUSH
123E	H-WINDOW	123F	FLUSH
123F	FLUSH	150A	FLUSH
150A	H-WINDOW	150C	FLUSH
150C	H-WINDOW	150D	FLUSH
150D	FLUSH	150E	H-WINDOW
150E	H-WINDOW	150F	H-WINDOW
150F	FLUSH	201A	FLUSH
201A	H-WINDOW	201B	FLUSH
201B	H-WINDOW	202	FLUSH
202	FLUSH	210	FLUSH
210	H-WINDOW	211	FLUSH
211	H-WINDOW	213	FLUSH
213	FLUSH	GD1	FLUSH

**DOOR SCHEDULE GENERAL NOTES**

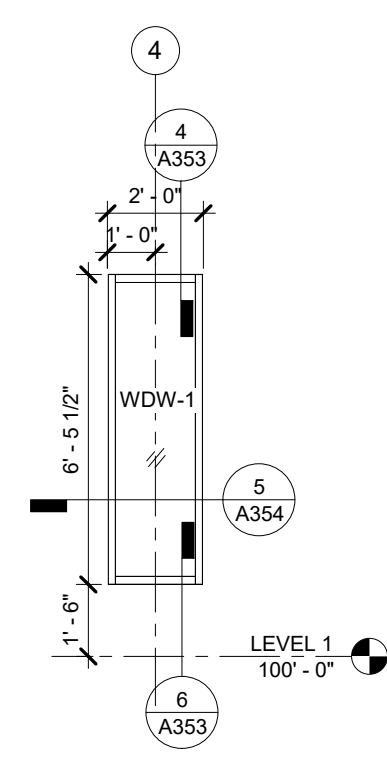
- COORDINATE DEPTH OF FRAMING AND OVER DOOR WITH HARDWARE REQUIREMENTS, INCLUDING HARDWARE ANCHORING REQUIREMENTS.
- ALL NEW EXTERIOR DOORS TO BE INSULATED AND THERMALLY-BROKEN, INCLUDING THRESHOLD STRIPS.
- ALL H.M. DOORS AND FRAMES TO BE FIELD PAINTED P7-3B FOR ALL OTHER HM-TYPE DOORS AND FRAME DETAILS, REFER TO SPECIFICATION SECTION 081113.
- ALL WOOD CLOSET DOORS TO BE FINISHED WITH PLAM-3 UNLESS NOTED OTHERWISE.
- ALL WOOD CLAD EXTERIOR DOORS ARE SELF-FINISHED BY MANUFACTURER. FOR ALL OTHER WOOD CLAD EXTERIOR DOOR AND FRAME DETAILS, REFER TO SPECIFICATION SECTION 082000.
- FOR ALL GLASS DOORS, REFER TO GLASS SPECIFICATION 088000, AND THE MATERIALS LIST ON SHEET G002.
- FOR DOOR HARDWARE SETS, REFER TO SPECIFICATION SECTION 087100.
- REFER TO T



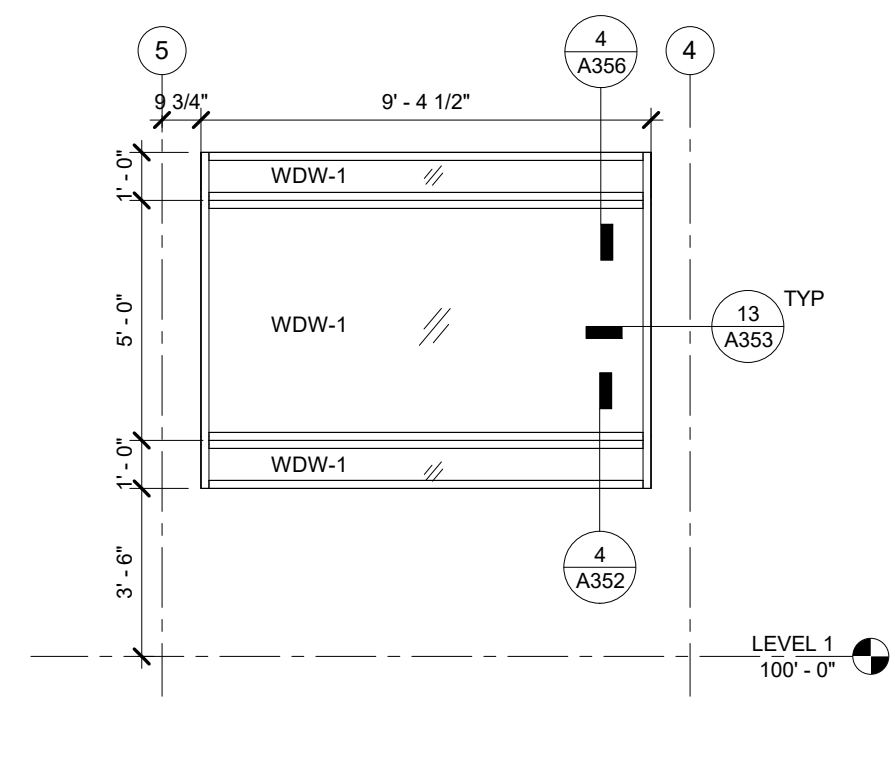
**1 W1**  
A651 1/4" = 1'-0"



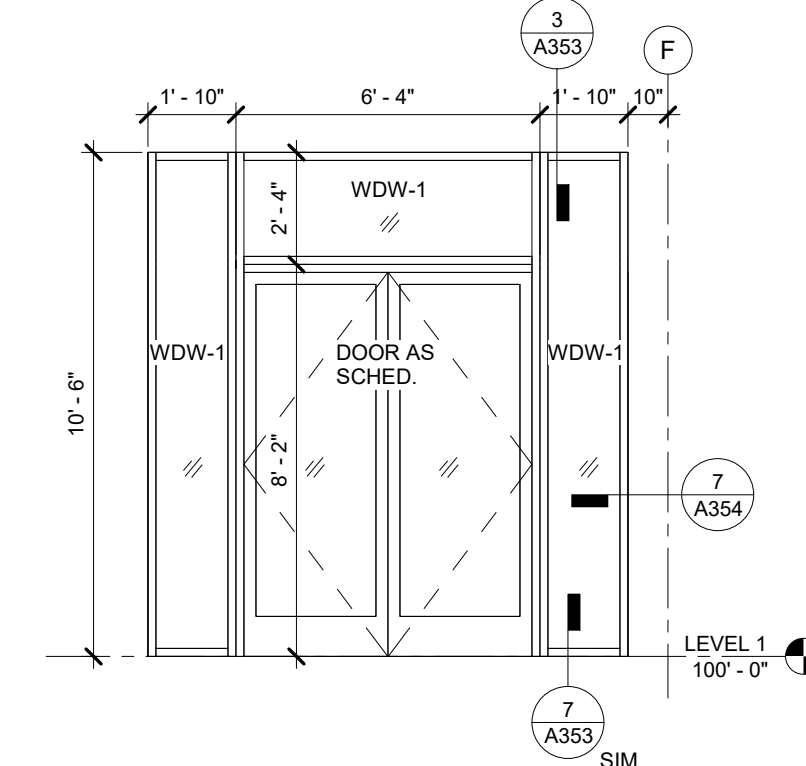
**2 W2**  
A651 1/4" = 1'-0"



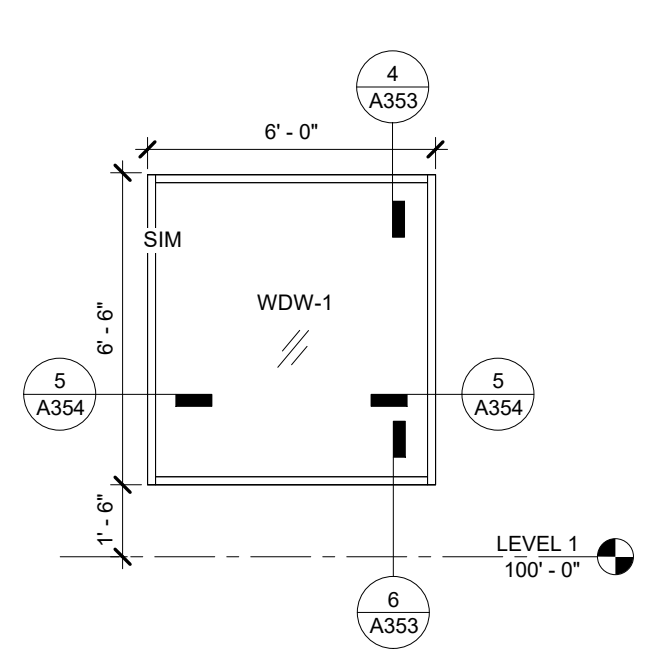
**3 W3**  
A651 1/4" = 1'-0"



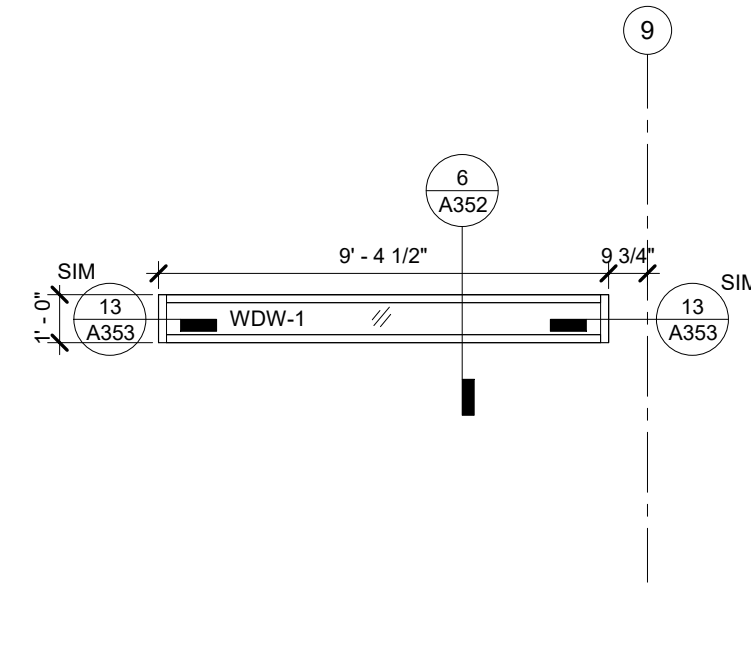
**4 W4**  
A651 1/4" = 1'-0"



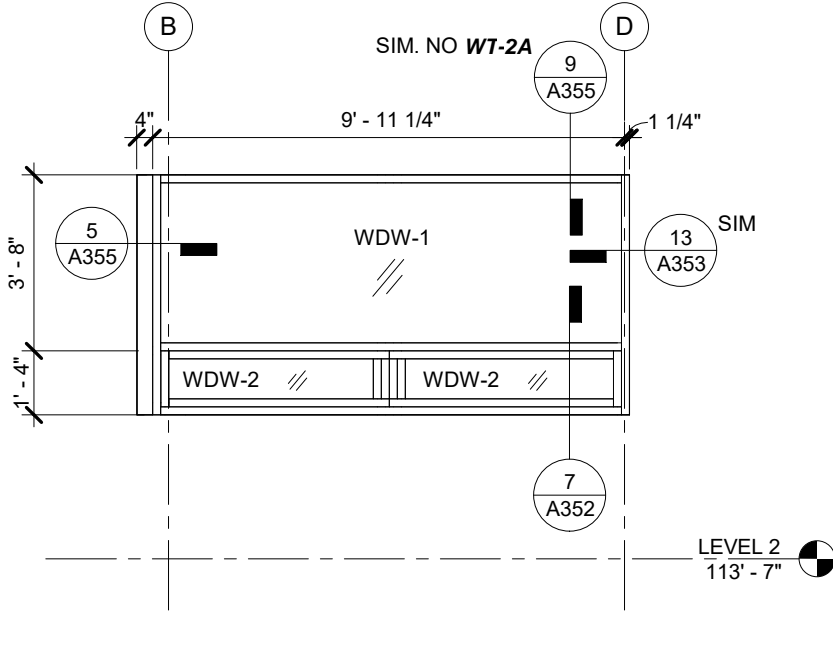
**5 W5**  
A651 1/4" = 1'-0"



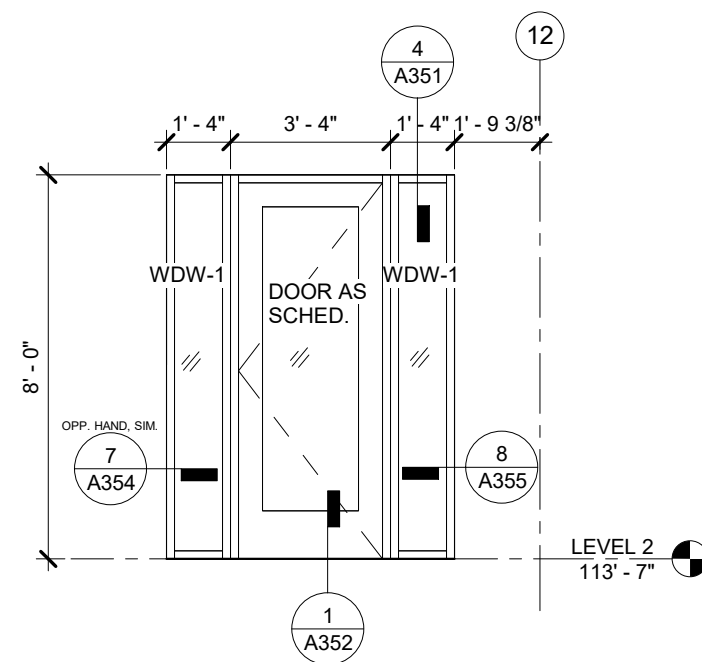
**6 W6**  
A651 1/4" = 1'-0"



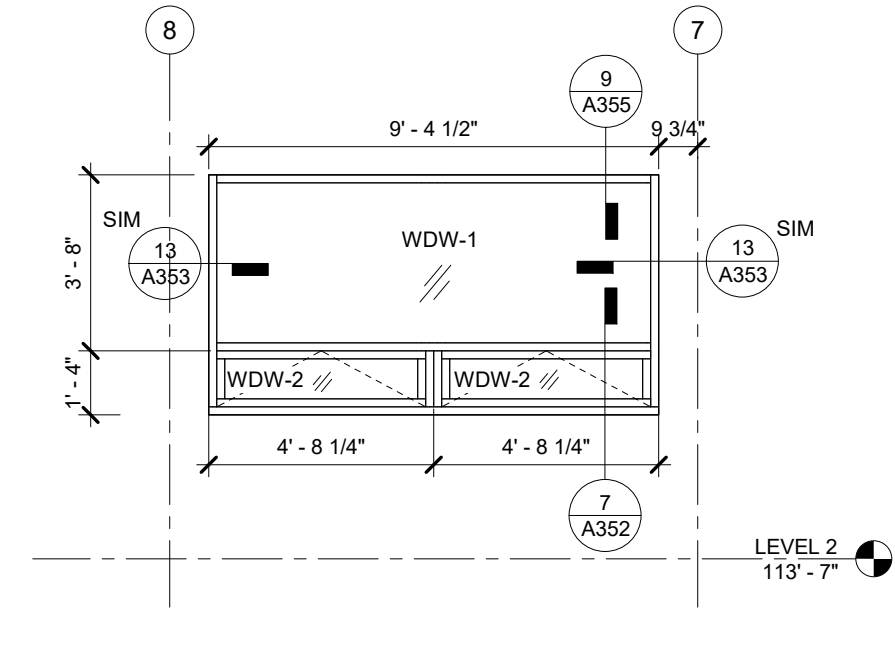
**7 W7**  
A651 1/4" = 1'-0"



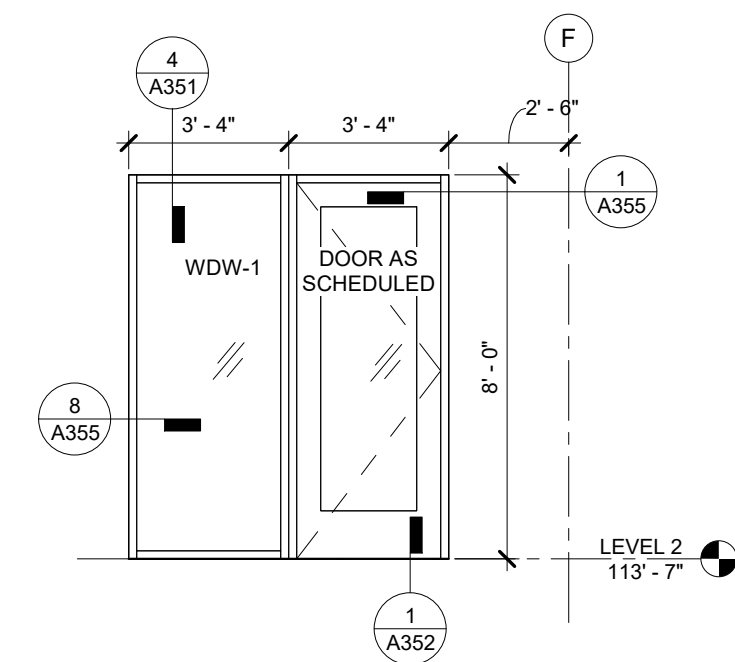
**8 W8**  
A651 1/4" = 1'-0"



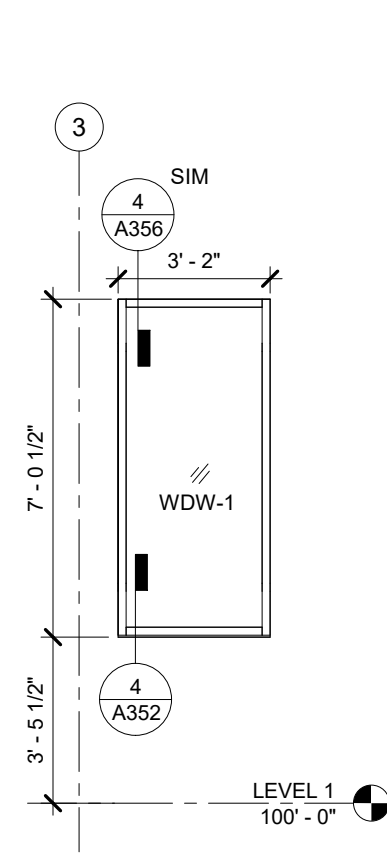
**9 W9**  
A651 1/4" = 1'-0"



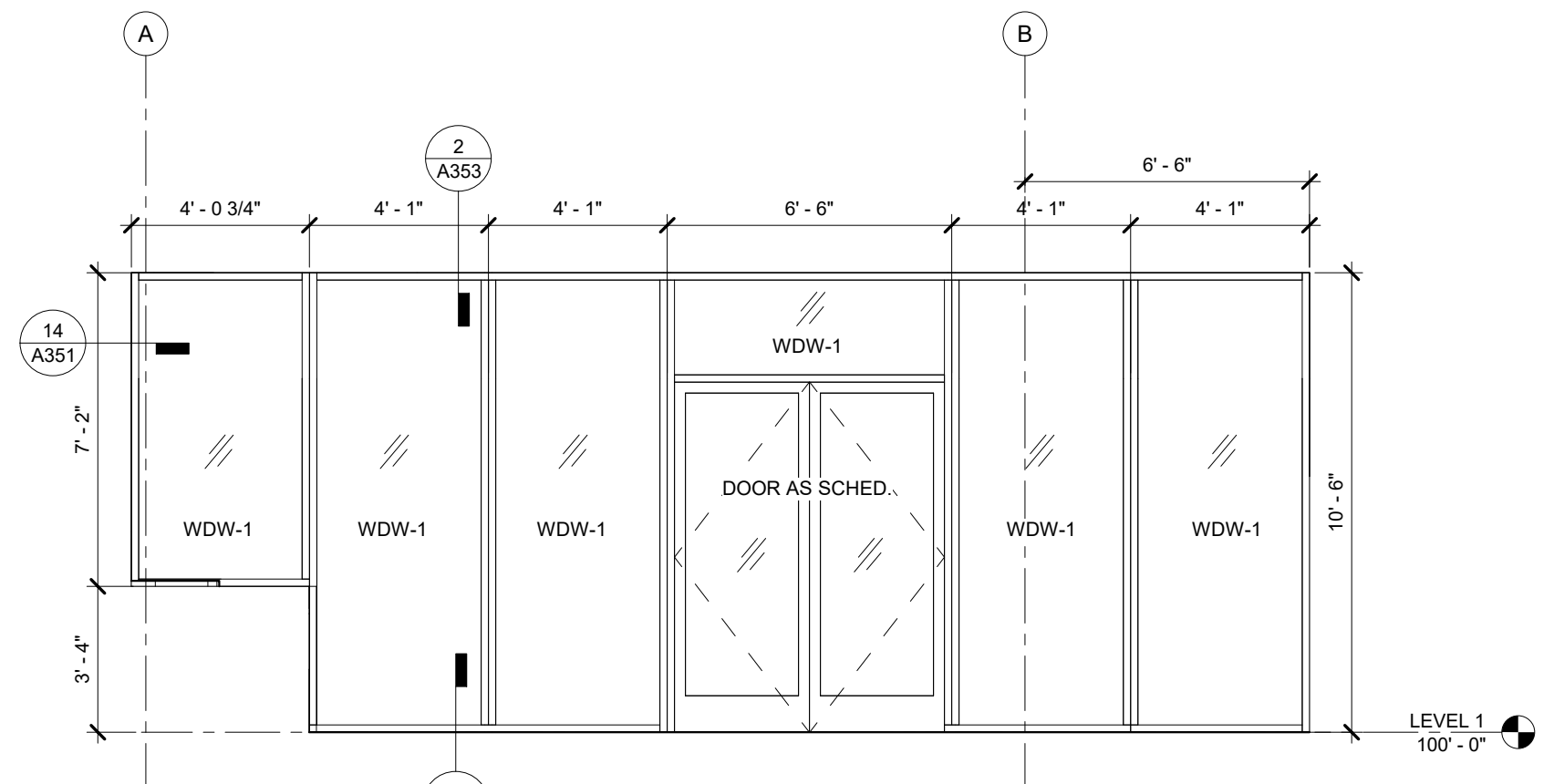
**10 W10**  
A651 1/4" = 1'-0"



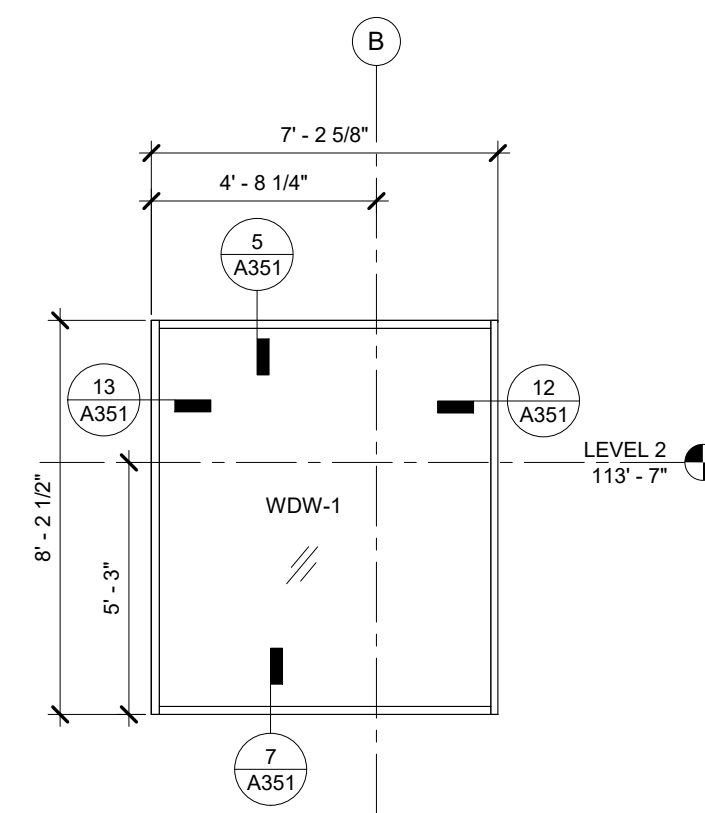
**11 W11**  
A651 1/4" = 1'-0"



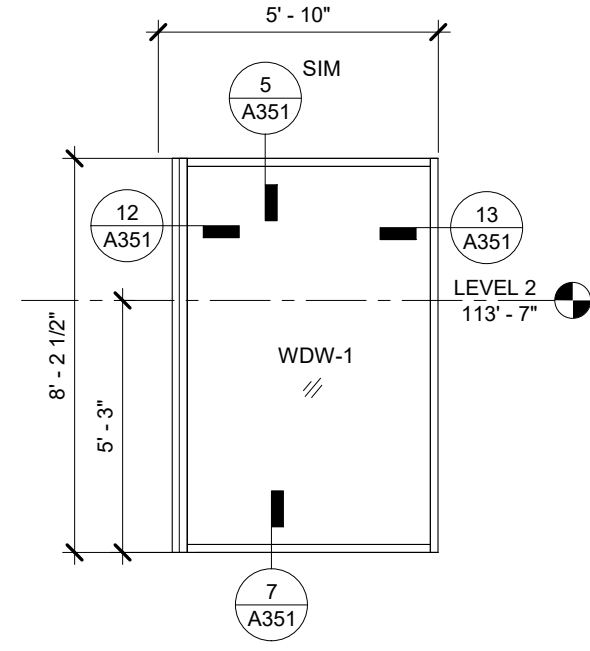
**12 W12**  
A651 1/4" = 1'-0"



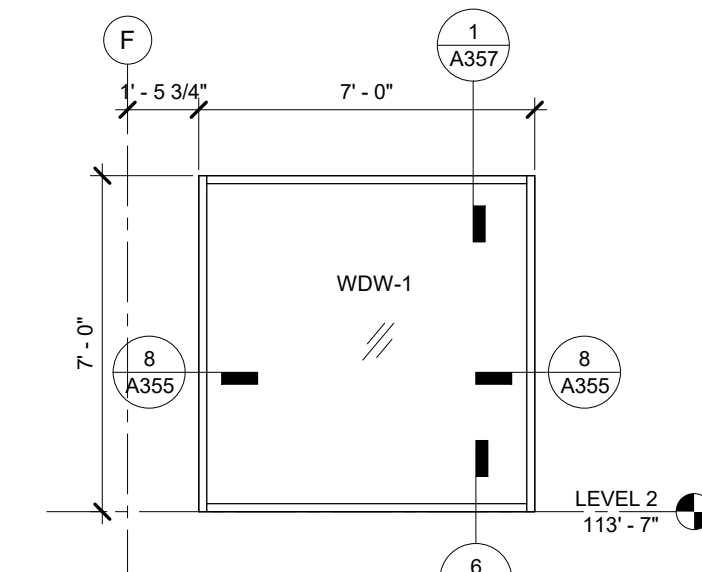
**14 W14**  
A651 1/4" = 1'-0"



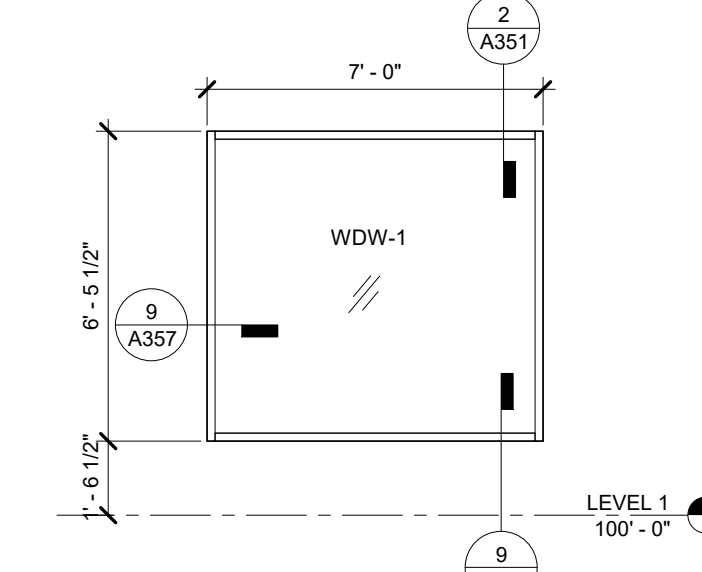
**15 W15**  
A651 1/4" = 1'-0"



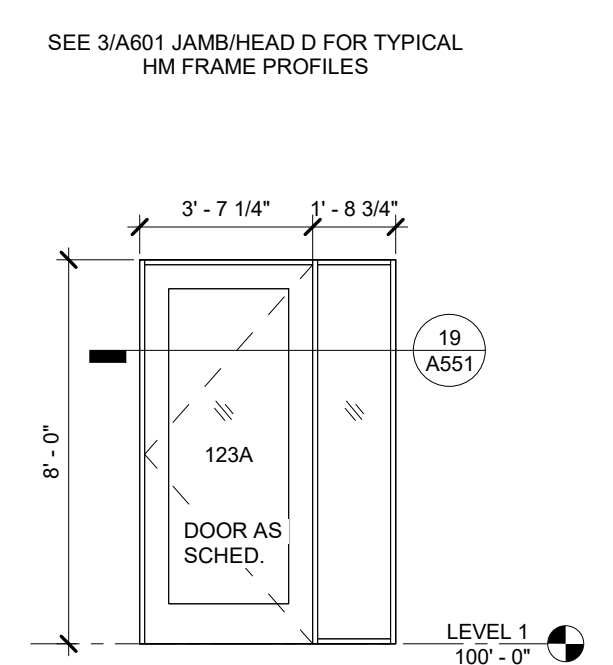
**16 W16**  
A651 1/4" = 1'-0"



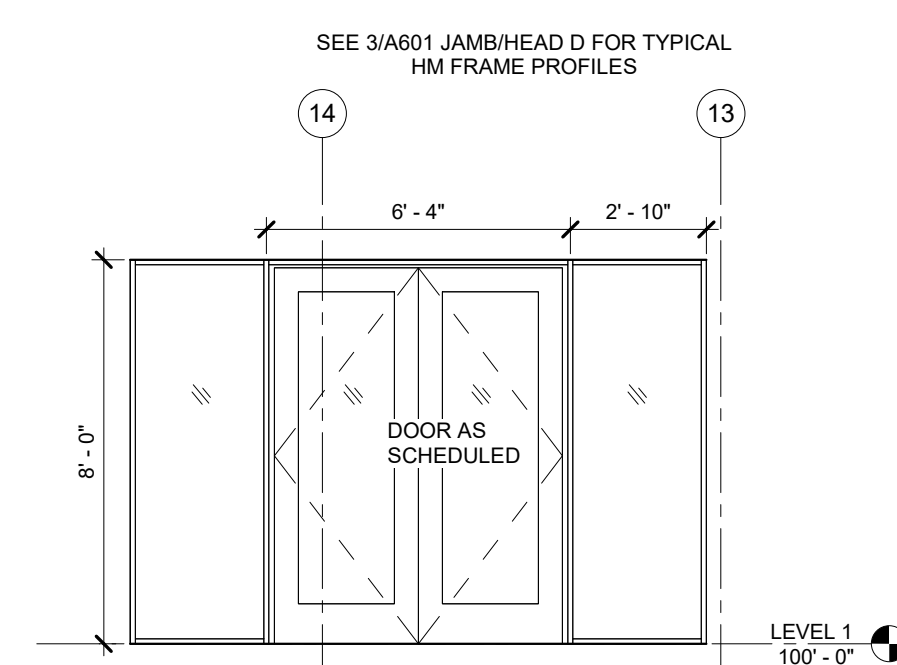
**17 W17**  
A651 1/4" = 1'-0"



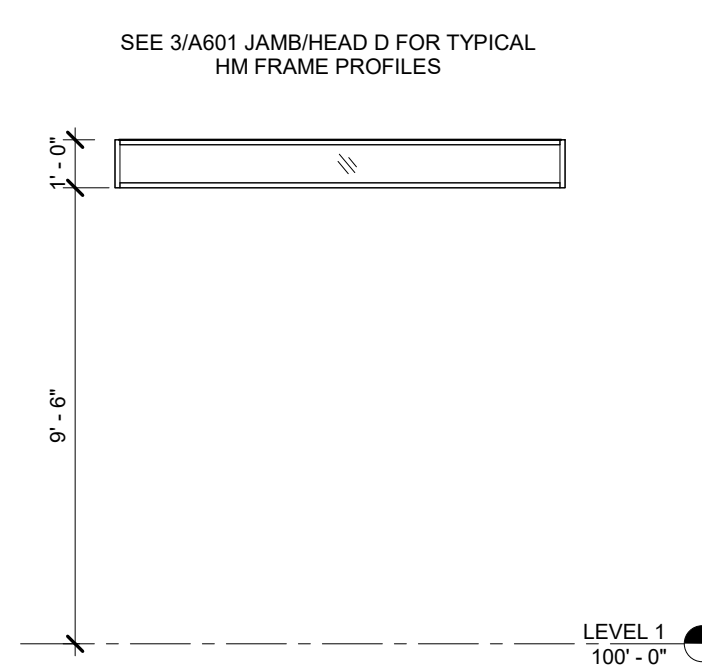
**18 W18**  
A651 1/4" = 1'-0"



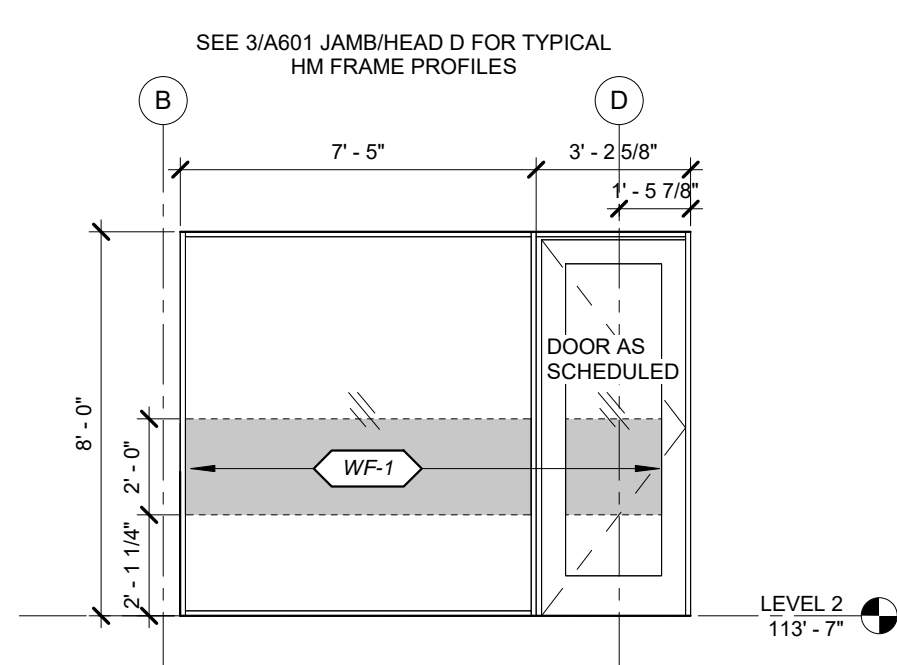
**IW1 IW1**  
A651 1/4" = 1'-0"



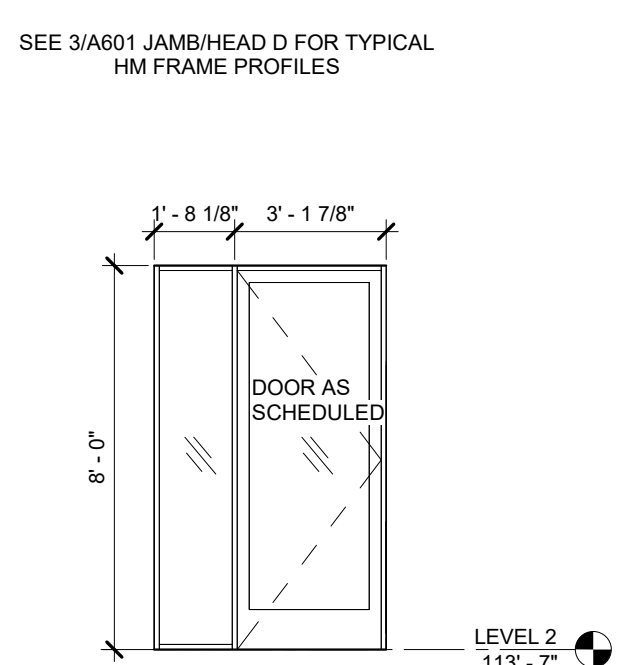
**IW2 IW2**  
A651 1/4" = 1'-0"



**IW3 IW3**  
A651 1/4" = 1'-0"



**IW4 IW4**  
A651 1/4" = 1'-0"




**IW5 IW5**  
A651 1/4" = 1'-0"

# Olbrich Botanical Gardens Expansion Phase 1

BPW Project #8162  
3330 Atwood Avenue  
Madison, WI 53704

I hereby certify that this plan, specification or report was prepared by me or under my direct supervision and that I am a duly Licensed Architect under the Laws of the State of Wisconsin. ARCHITECT SEAL



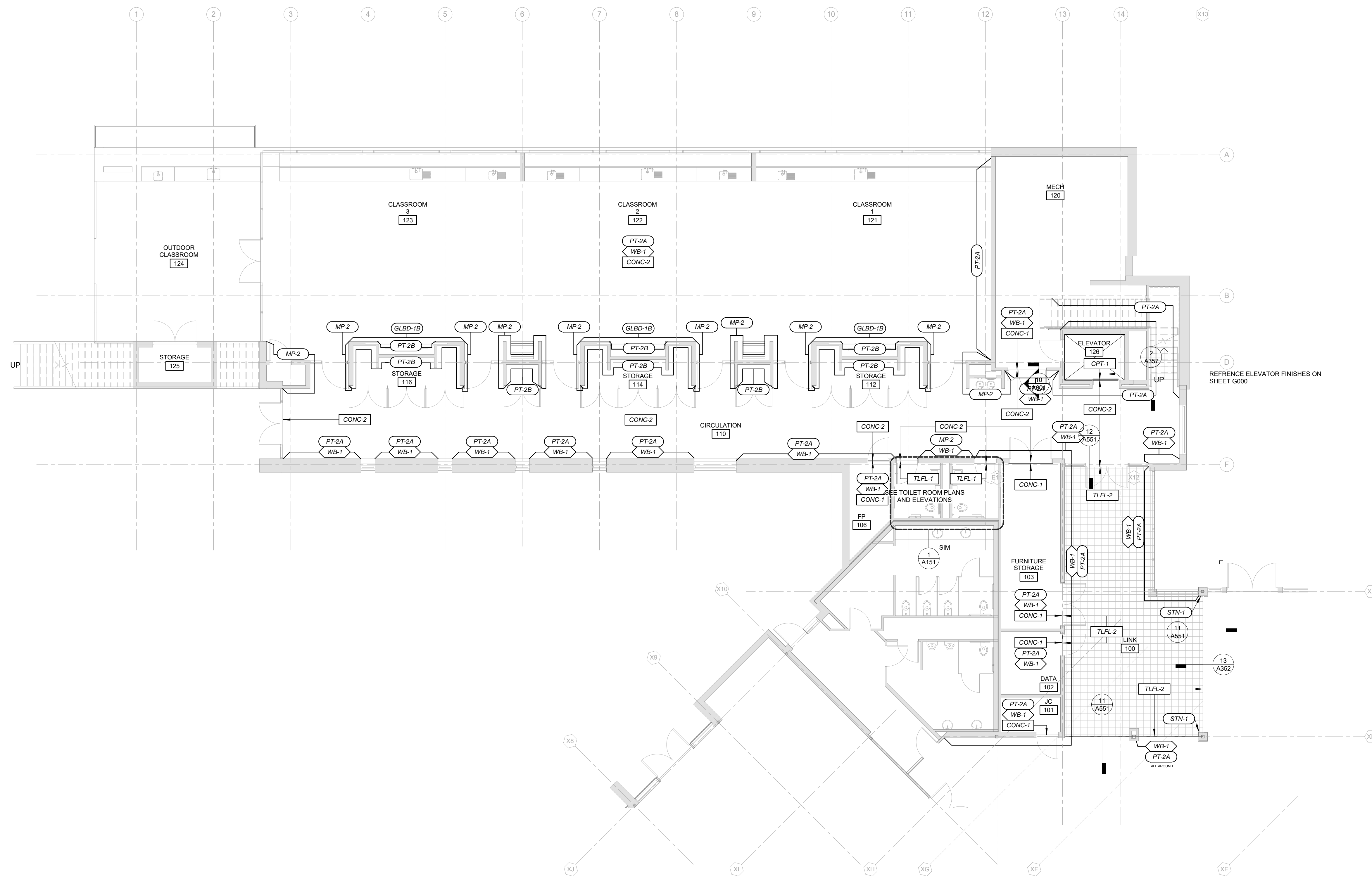
Signature: *Jack Poling*  
Print Name: Jack Poling  
Date: JUNE 4, 2018 License No.: A-8984

ISSUE	DATE	DESCRIPTION
	09.29.2017	SCHEMATIC DESIGN SUBMISSION
	12.06.2017	DD PRICING SET
	01.10.2018	DESIGN DEVELOPMENT SUBMISSION
	01.17.2018	IUDC SUBMISSION
	03.30.2018	70% CD PRICING ISSUE
	04.26.2018	PARKING LOT AND SITE PLAN SUBMISSION
	05.04.2018	90% CD SUBMISSION
	06.01.2018	BID ISSUE
	06.04.2018	PERMIT ISSUE

PROJECT NO.	2017016
PROJECT PHASE	BID DOCUMENTS
DRAWN BY:	MSR
CHECKED BY:	MSR

## WINDOW TYPES

# EXHIBIT F A651



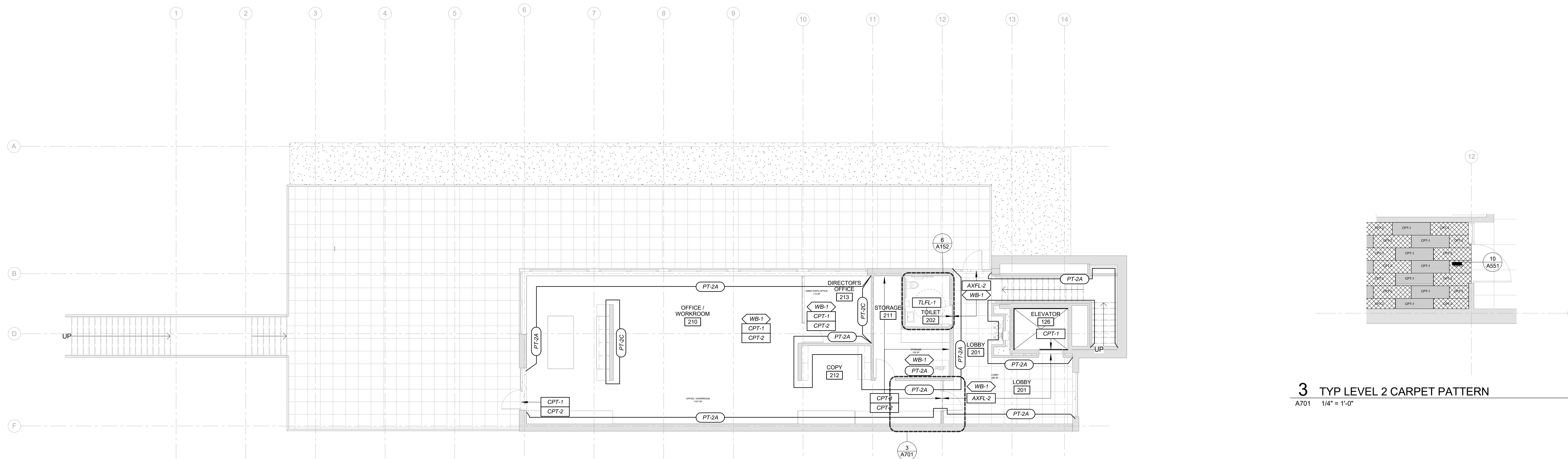
**FINISH PLAN KEY**

FLOOR FINISH	WALL FINISH	WALL BASE
CPT-1A	PT-1A	WB-1
STYLE / COLOR	STYLE / COLOR FINISH	STYLE

**NOTES:**

- SEE PROJECT MANUAL SPECIFICATION FOR KEY TO FINISH CODES AND INSTALLATION INSTRUCTIONS.
- COORDINATE EXTENT OF FLOOR AND WALL FINISHES WITH MILLWORK DRAWINGS. FLOOR FINISHES TO EXTEND BENEATH MILLWORK U.N.O FINISH AND PRIME ALL WALLS BEHIND MILLWORK U.N.O.
- SEE SHEETS A151 FOR RESTROOM ELEVATIONS SHOWING WALL TILE PATTERNS & PAINT LOCATIONS ABOVE. USE SCHLITERSCHENE (OR EQUAL) ANODIZED ALUMINUM EDGE PROTECTION AT EXPOSED TILE LOCATIONS WITHIN RESTROOMS AND SCHLITERSJOLLY (OR EQUAL) ANODIZED ALUMINUM EDGE PROTECTION AT EXPOSED TILE AT ALL OTHER LOCATIONS, TYP.
- ALL GWB CEILINGS TO BE PAINTED PT-1A U.N.O.
- EXPOSED CEILING & MECHANICAL IN STAFF AREAS TO BE PAINTED PT-1A.
- ALL ELECTRICAL ROOMS, JANITOR'S CLOSETS AND MECHANICAL ROOMS TO BE PAINTED PT-2A U.N.O.
- FOR WB-1 BASE, USE STRAIGHT BASE AT CARPETED AREAS AND COVED BASE AT HARD FLOORING SURFACES. SEE MILLWORK PLANS FOR EXTENT AND INSTALLATION INFO.
- SEE RCP FOR SHADE LOCATION AND FINISHES.
- INSTALLER RESPONSIBLE FOR FIELD VERIFYING ALL QUANTITIES, DIMENSIONS AND CONDITIONS FOR WINDOW TREATMENTS. ALL SHADES SHALL BE FULL WIDTH WITH NO SEAMS OR BATTENS. INSTALLER RESPONSIBLE FOR SUBMITTING SHOP DRAWINGS FOR APPROVAL.
- WHEN MORE THAN ONE WALL FINISH CODE IS LISTED AT WALLS ON FINISH PLANS, SEE INTERIOR ELEVATIONS FOR MATERIAL AND/OR PAINT COLOR TRANSITIONS.
- SEE SPECIFICATIONS FOR INTERIOR FINISHES OF ELEVATOR CAB.

**1 LEVEL 1 FINISH PLAN**  
A701 1/8" = 1'-0"



**3 TYP LEVEL 2 CARPET PATTERN**  
A701 1/4" = 1'-0"

**2 LEVEL 2 FINISH PLAN**  
A701 1/8" = 1'-0"

Civil Engineer  
**Vierbicher Associates, Inc.**  
880 Foster Drive, Suite 201  
Madison, WI 53717  
608.826.0532 tel

Landscape Architect  
**Ken Saiki Design, Inc.**  
303 South Peterson Street, Suite 1  
Madison, WI 53703  
608.251.3600 tel

Structural Engineer, Technology and AV  
**IMEG Corp.**  
1800 Deming Way, Suite 200  
Madison, WI 53762  
608.223.9600 tel


MEP Engineer  
**MEP Associates, LLC**  
860 Blue Gentian Road, Suite 175  
Eagan, MN 55121  
651.379.9120 tel

Fire Protection Engineer and Code Consultant  
**Summit Fire Consulting**  
575 Minnehaha Ave West  
St. Paul, MN 55103  
651.251.1880 tel

Greenhouse Design  
**Rough Brothers, Inc.**  
5513 Vine Street  
Cincinnati, OH 45217  
513.242.0310 tel

**Olbrich Botanical Gardens**  
**Expansion Phase 1**  
BPW Project #8162  
3330 Atwood Avenue  
Madison, WI 53704

I hereby certify that this plan, specification or report was prepared by me or under my direct supervision and that I am a duly Licensed Architect under the Laws of the State of Wisconsin, ARCHITECT SEAL

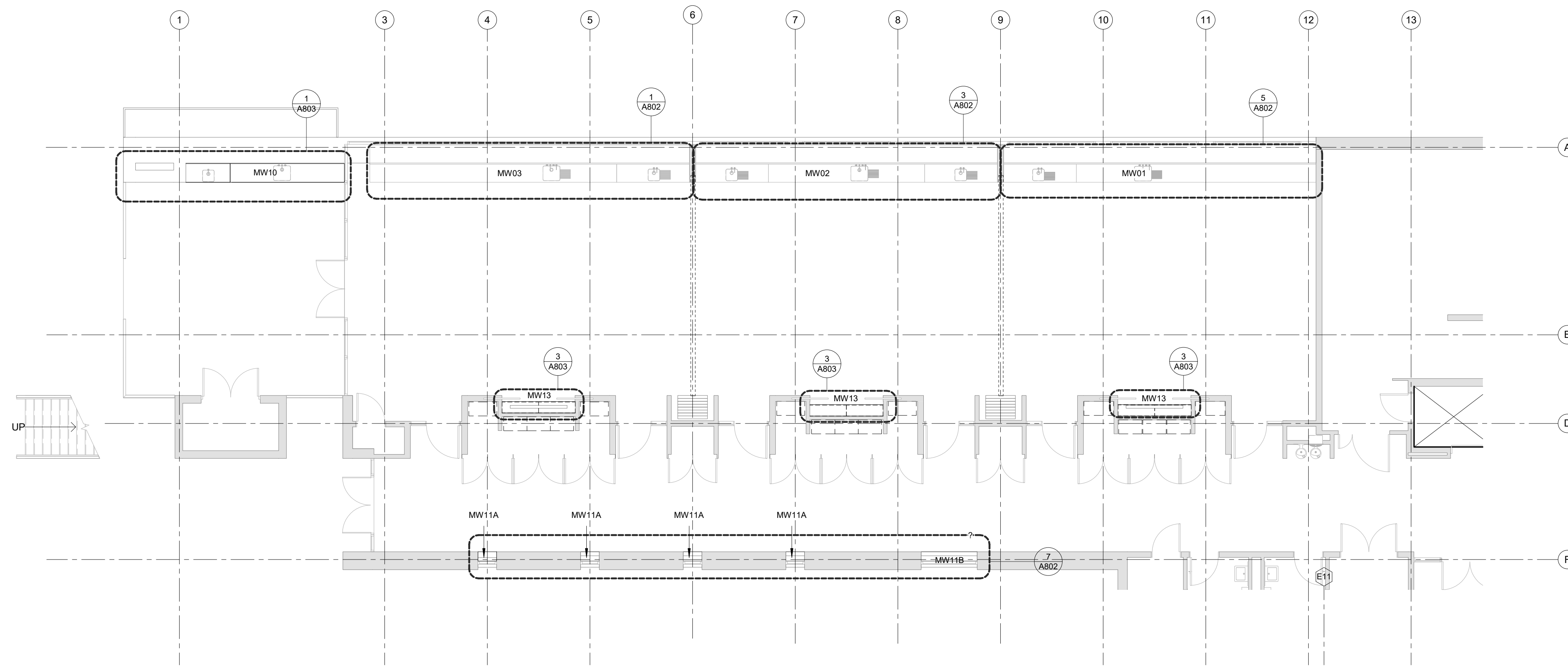


Signature: *[Signature]*  
Print Name: Jack Poling  
Date: JUNE 4, 2018 License No.: A-8984

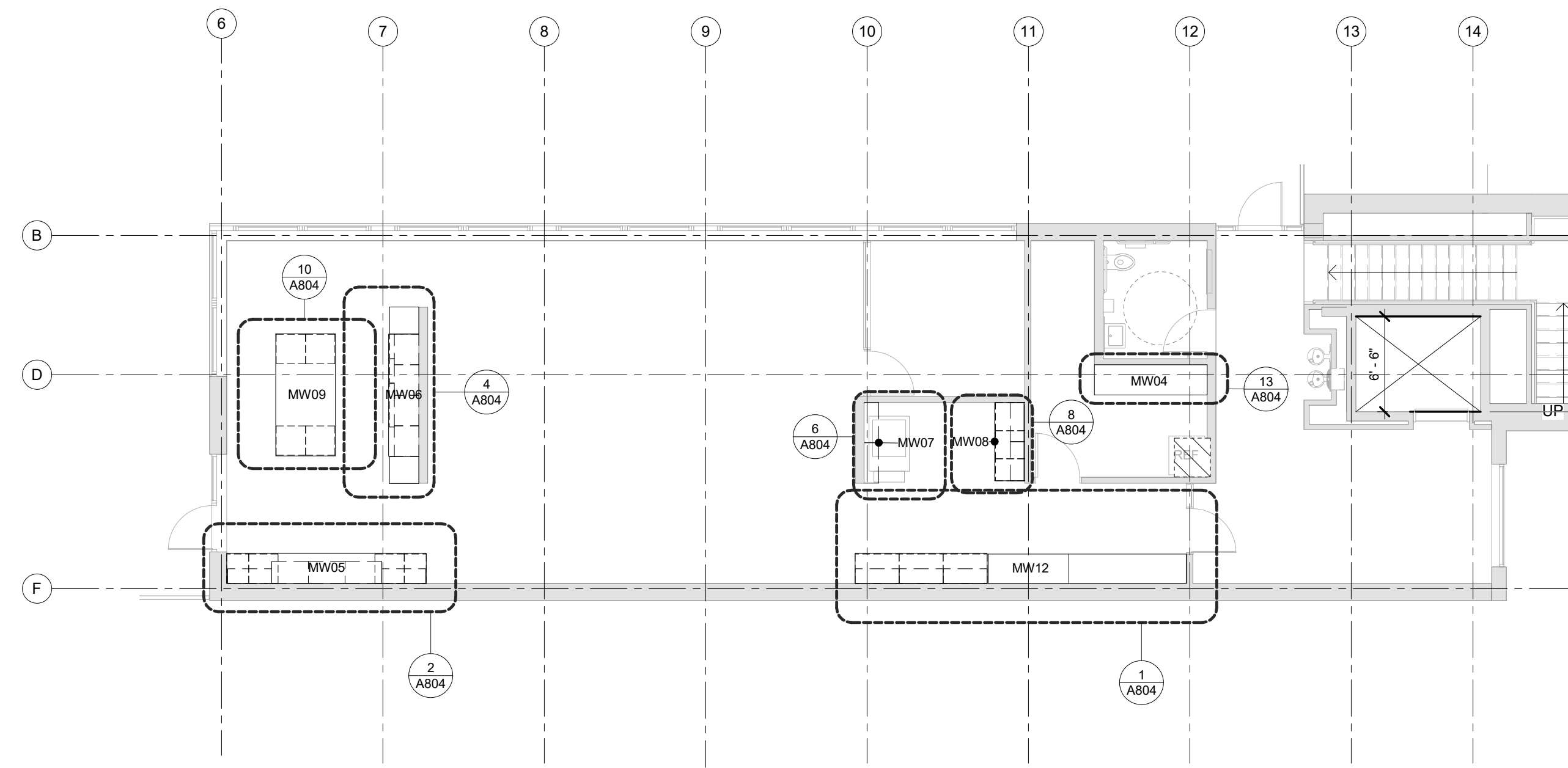
ISSUE	DATE	DESCRIPTION
	09.29.2017	SCHEMATIC DESIGN SUBMISSION
	12.06.2017	DD PRICING SET
	01.10.2018	DESIGN DEVELOPMENT SUBMISSION
	01.17.2018	UDC SUBMISSION
	03.30.2018	70% CD PRICING ISSUE
	04.04.2018	PARKING LOT AND SITE PLAN SUBMISSION
	05.04.2018	90% CD SUBMISSION
	06.01.2018	BID ISSUE
	06.04.2018	PERMIT ISSUE

PROJECT NO. 2017016  
PROJECT PHASE BID DOCUMENTS  
DRAWN BY MSR CHECKED BY MSR  
Working with Copyright Map, Anders & Robinson, LLC

**FINISH PLANS**  
**EXHIBIT F**  
**A701**



**1 LEVEL 1 MILLWORK**  
A801 1/8" = 1'-0"



**2 LEVEL 2 MILLWORK**  
A801 1/8" = 1'-0"

MILLWORK SCHEDULE			
MARK	DESCRIPTION	COUNT	COMMENTS
MW01	CLASSROOM 1 121 COUNTERTOP	1	
MW03	CLASSROOM 1 121 COUNTERTOP	1	
MW04	STORAGE 221 COUNTER	1	
MW05	OFFICE 210 STORAGE	1	
MW06	OFFICE 210 STORAGE	1	
MW07	COPY 212 STORAGE	1	
MW08	COPY 212 PAPER STORAGE	1	
MW09	OFFICE 210 WORKCOUNTER	1	
MW10	OUTDOOR CLASSROOM 124 COUNTERTOP	1	
MW11A	CIRCULATION 110 WINDOW SEAT A	1	
MW11B	CIRCULATION 110 WINDOW SEAT B	4	
MW12	OFFICE 210 STORAGE	1	
MW13		1	
		3	

**MILLWORK GENERAL NOTES**

- REFER TO PROJECT MANUAL SPECIFICATION FOR KEY TO FINISH CODES, MILLWORK ACCESSORIES (ma-#) IN CONTRACT (I.E. CABINET HARDWARE, BRACKETS, GROMMETS, ETC).
- APPLIANCES PROVIDED AND INSTALLED BY GC. VERIFY ALL DIMENSIONS AND CLEARANCES REQUIRED PRIOR TO MILLWORK FABRICATION. COORDINATE ELECTRICAL REQUIREMENTS AND EXACT OUTLET LOCATIONS W/ INSTALLATION GUIDELINES FROM APPLIANCE MANUFACTURERS. SEE ELECTRICAL SHEETS.
- SEE MECHANICAL FOR PLUMBING FIXTURES, COORDINATE PRIOR TO FABRICATION AND INSTALLATION. PROVIDE BLOCKING IN WALLS FOR WALL-MOUNTED PLUMBING FIXTURES. COORDINATE W/ GC, TYP.
- COORDINATE POWER & DATA LOCATIONS WITHIN MILLWORK W/ ELECTRICAL, TYP.
- SEE LIGHTING DRAWINGS FOR UNDERCABINET LIGHTING LOCATIONS & FIXTURE TYPES. COORDINATE W/ ELECTRICAL, TYP.
- VERIFY DIMENSIONS W/ SIDE CONDITIONS, TYP.
- VERIFY ALL DIMENSIONS & CLEARANCES REQUIRED FOR OWNER SUPPLIED FURNISHINGS & EQUIPMENT W/ MILLWORK (I.E. FILE CABINETS, PRINTERS, COPIERS, ETC.) WITH OWNER PRIOR TO FABRICATION.
- PROVIDE BLOCKING IN WALLS FOR ALL WALL-MOUNTED MILLWORK. COORDINATE W/ GC, TYP.
- FLOOR FINISHES TO EXTEND BENEATH MILLWORK UNLESS NOTED OTHERWISE.
- INSTALL RUBBER BUMPER AT ALL CABINET DOOR LOCATIONS TO DAMPEN SOUND OF DOOR SHUTTING, TYP.
- PROVIDE 20% ATTIC STOCK OF INTERIOR CABINET SHELVES FOR BASE UNITS BY SIZE.

**MSR** 710 South 2nd Street, 8th Floor  
Minneapolis, Minnesota 55401-2282  
Architecture 612.375.0336 tel  
Interiors and 612.342.2216 fax  
Urban Design www.msrdesign.com

Civil Engineer  
**Vierbicher Associates, Inc.**  
888 Foster Drive, Suite 201  
Madison, WI 53717  
608.826.0532 tel

Landscape Architect  
**Ken Saiki Design, Inc.**  
303 South Paterson Street, Suite 1  
Madison, WI 53703  
608.251.3600 tel

Structural Engineer, Technology and AV  
**IMEG Corp.**  
1800 Deming Way, Suite 200  
Madison, WI 53762  
608.223.9600 tel


MEP Engineer  
**MEP Associates, LLC**  
860 Blue Gentian Road, Suite 175  
Eagan, MN 55121  
651.379.9120 tel

Fire Protection Engineer and Code Consultant  
**Summit Fire Consulting**  
575 Minnehaha Ave West  
St. Paul, MN 55103  
651.251.1880 tel

Greenhouse Design  
**Rough Brothers, Inc.**  
5513 Vine Street  
Cincinnati, OH 45217  
513.242.0310 tel

**Olbrich Botanical Gardens  
Expansion Phase 1**  
BPW Project #8162  
3330 Atwood Avenue  
Madison, WI 53704

I hereby certify that this plan, specification or report was prepared by me or under my direct supervision and that I am a duly Licensed Architect under the Laws of the State of Wisconsin, ARCHITECT SEAL

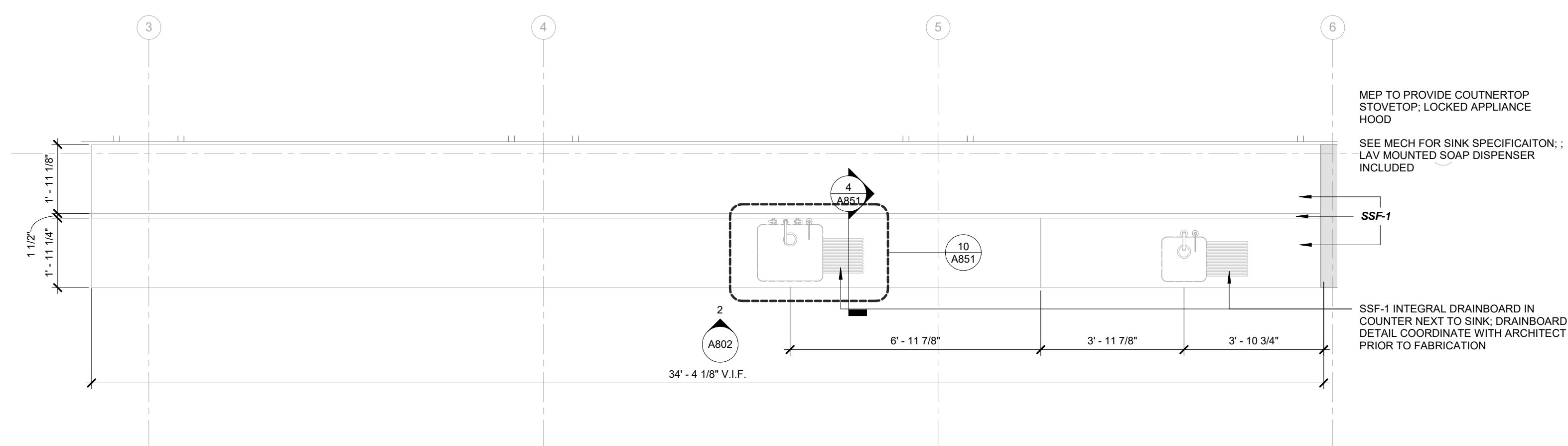


Signature: *[Signature]*  
Print Name: Jack Poling  
Date: JUNE 4, 2018 License No.: A-8984

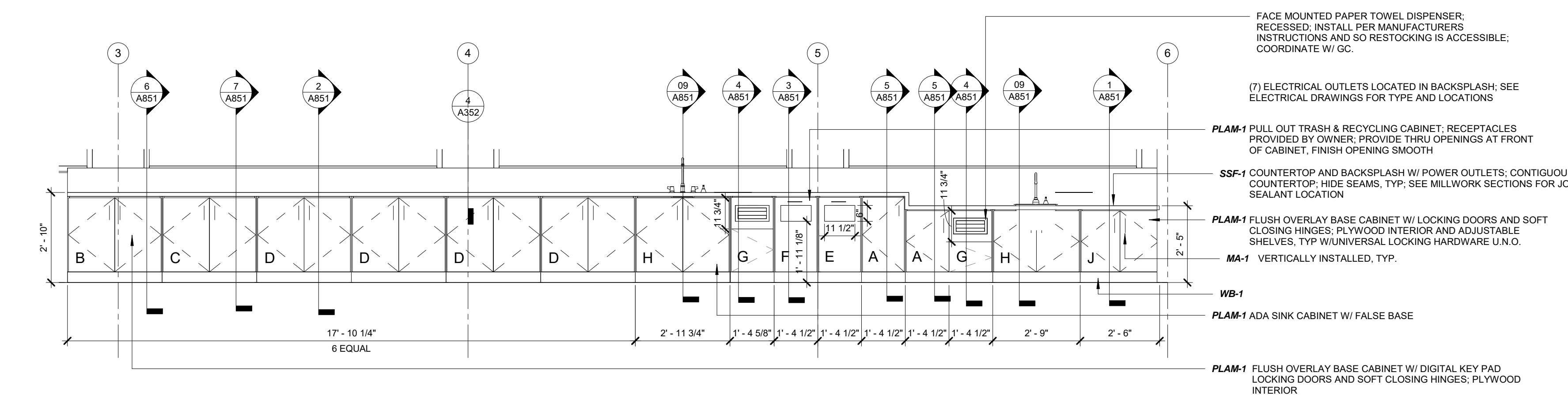
ISSUE	DATE	DESCRIPTION
	09.29.2017	SCHEMATIC DESIGN SUBMISSION
	12.08.2017	DD PRICING SET
	01.10.2018	DESIGN DEVELOPMENT SUBMISSION
	01.17.2018	IUDC SUBMISSION
	03.30.2018	70% CD PRICING ISSUE
	04.04.2018	PARKING LOT AND SITE PLAN SUBMISSION
	05.04.2018	90% CD SUBMISSION
	06.01.2018	BID ISSUE
	06.04.2018	PERMIT ISSUE

PROJECT NO. 2017016  
PROJECT PHASE BID DOCUMENTS  
DRAWN BY MSR CHECKED BY MSR  
www.msrdesign.com

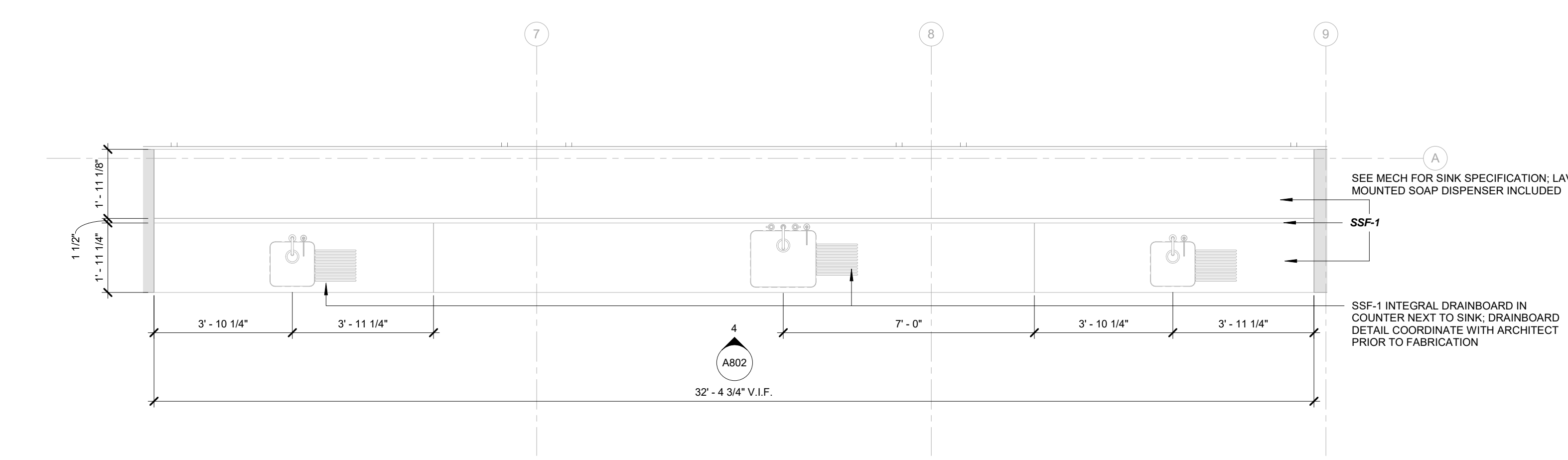
**MILLWORK PLANS**  
**EXHIBIT F**  
**A801**



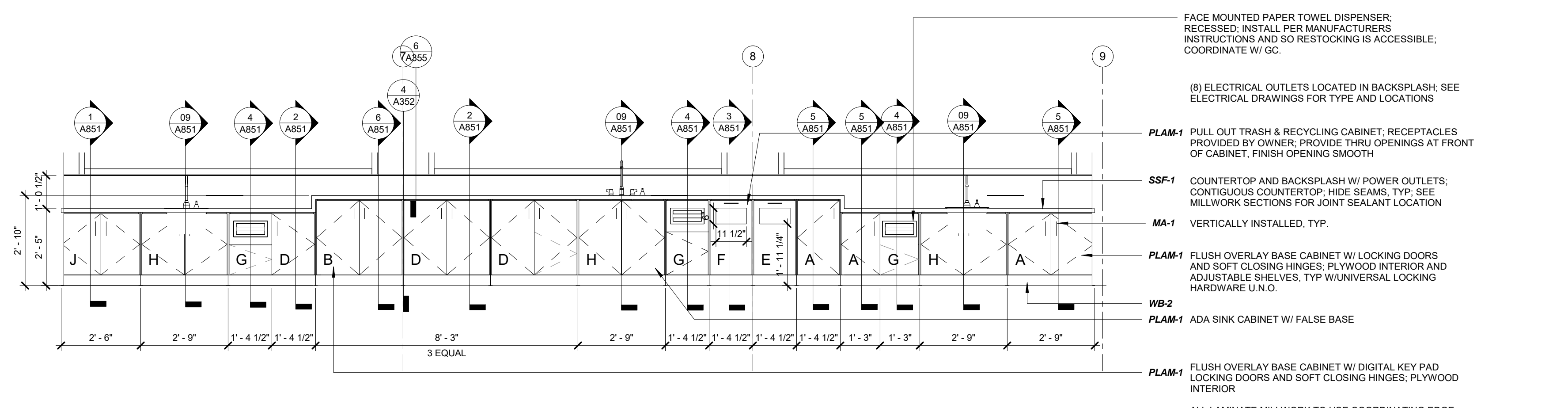
1 MW03 PLAN @ CLASSROOM 3 SINK COUNTER  
A802 3/8" = 1'-0"



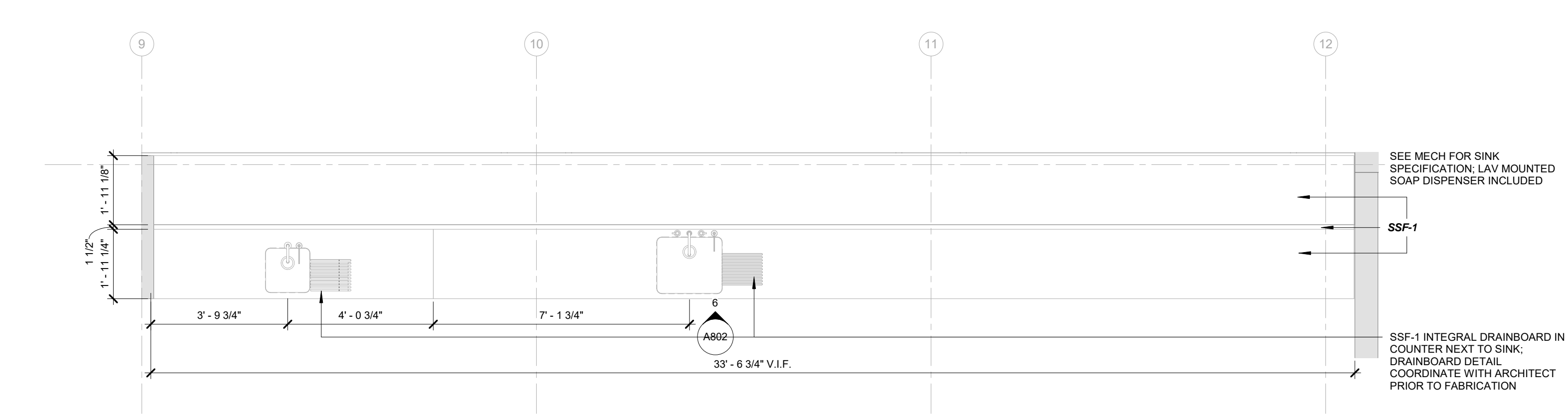
2 MW03 FRONT ELEV @ CLASSROOM 3  
A802 3/8" = 1'-0"



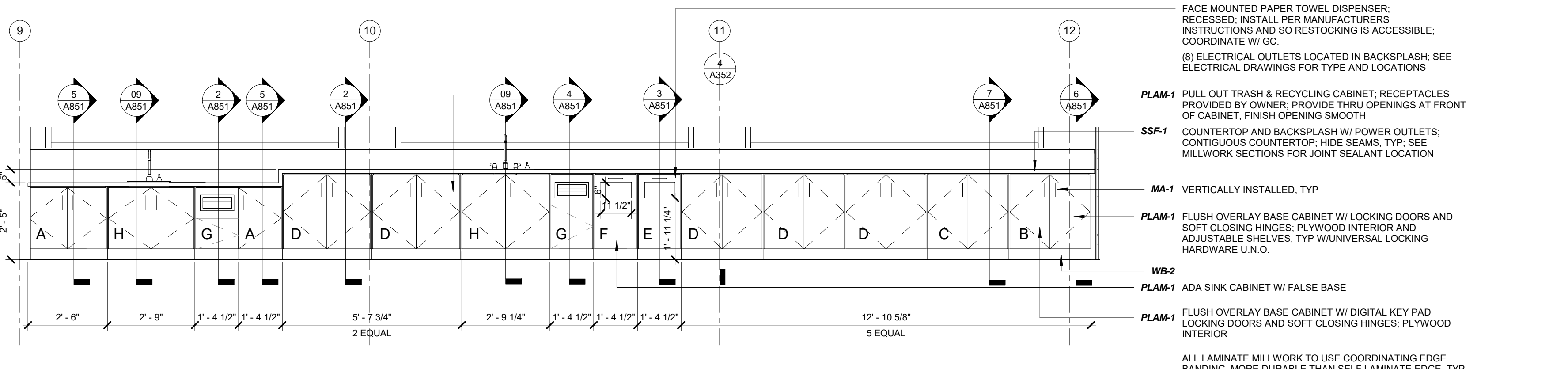
3 MW02 PLAN @ CLASSROOM 2 SINK COUNTER  
A802 3/8" = 1'-0"



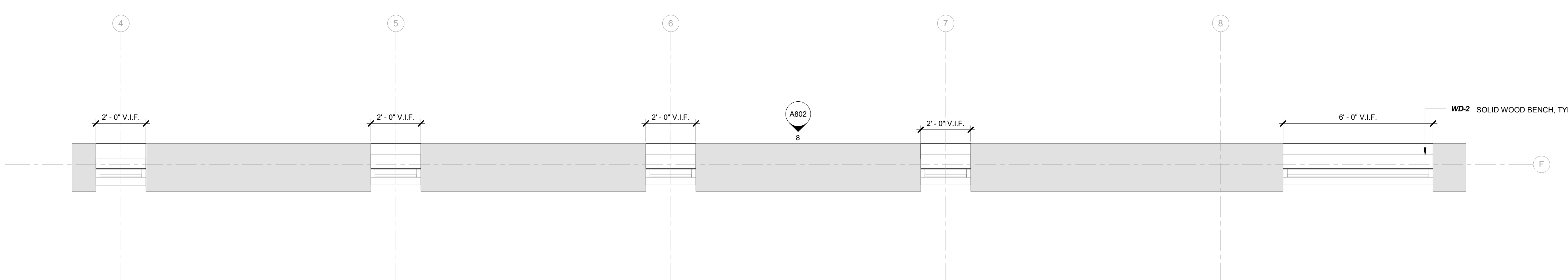
4 MW02 FRONT ELEV @ CLASSROOM 2  
A802 3/8" = 1'-0"



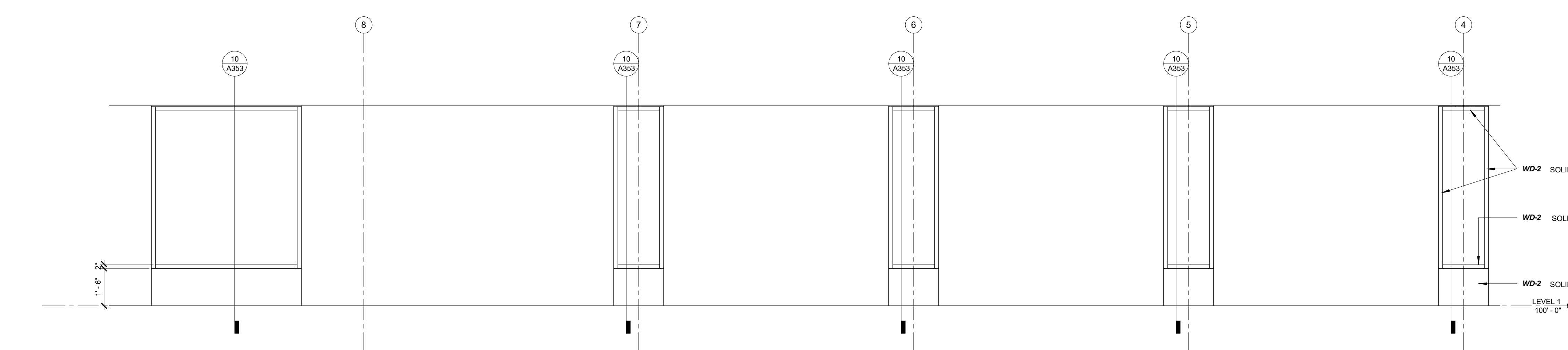
5 MW01 PLAN @ CLASSROOM 1 SINK COUNTER  
A802 3/8" = 1'-0"



6 MW01 FRONT ELEV @ CLASSROOM 1  
A802 3/8" = 1'-0"



7 MW11 PLAN @ CORRIDOR WINDOW SEATS  
A802 3/8" = 1'-0"




8 MW11 FRONT ELEV @ CORRIDOR WINDOW SEATS  
A802 3/8" = 1'-0"

- BASE CABINET INTERIOR TYPE KEY**
- A = 2 DRAWER
  - B = 3 DRAWER
  - C = 4 DRAWER
  - D = ADJUSTABLE SHELVING
  - E = PULL OUT TRASH
  - F = PULL OUT RECYCLING
  - G = PAPER TOWEL DISPENSER AND STORAGE
  - H = SINK
  - J = NO DRAWER OR SHELF DUE TO MECH UNIT ACCESS

**Olbrich Botanical Gardens  
Expansion Phase 1**  
BPW Project #8162  
3330 Atwood Avenue  
Madison, WI 53704

I hereby certify that this plan, specification or report was prepared by me or under my direct supervision and that I am a duly Licensed Architect under the Laws of the State of Wisconsin, ARCHITECT SEAL



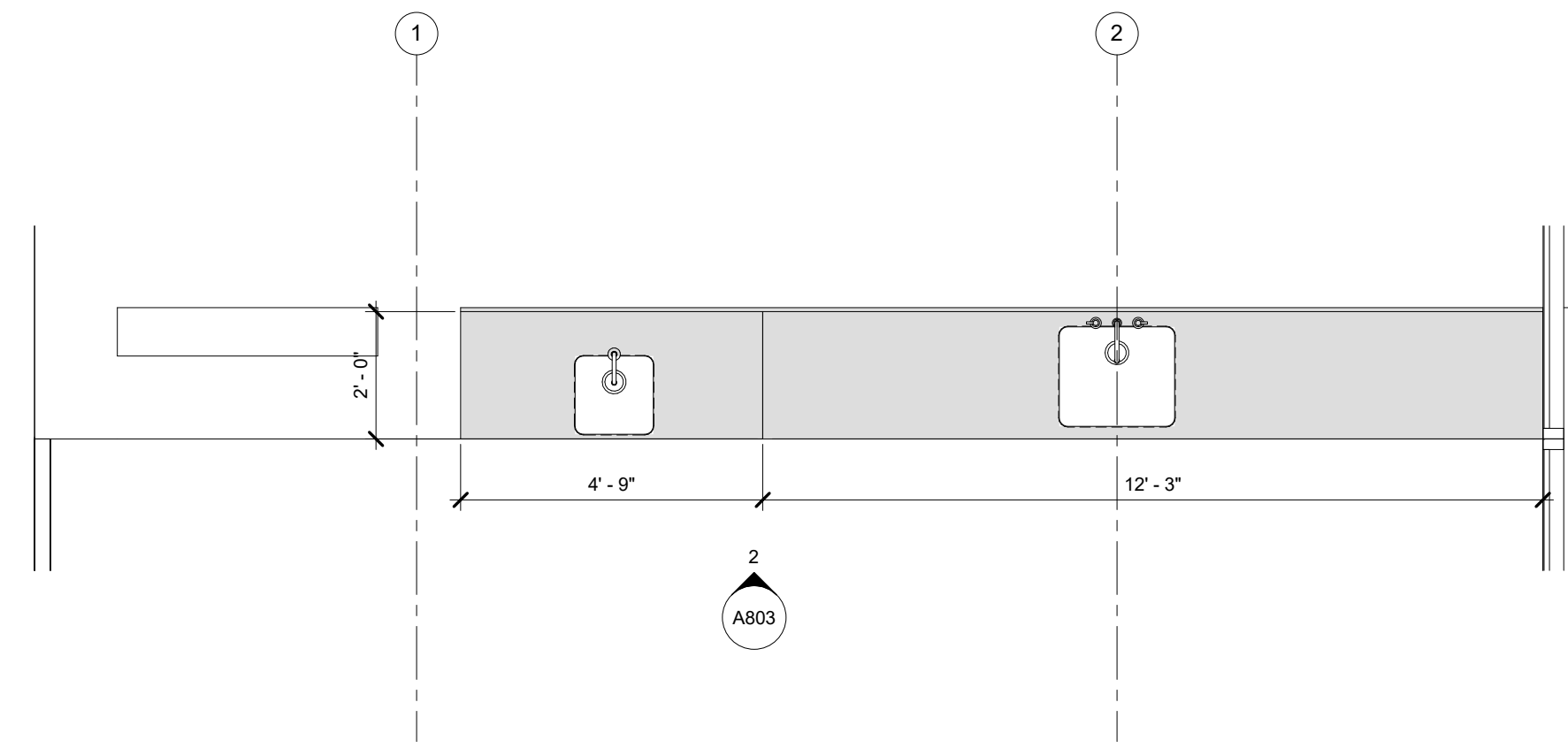
Signature: *Jack Poling*  
Print Name: Jack Poling License No. A-8994  
Date: JUNE 4, 2018

ISSUE	DATE	DESCRIPTION
	09.29.2017	SCHEMATIC DESIGN SUBMISSION
	12.06.2017	DD PRICING SET
	01.10.2018	DESIGN DEVELOPMENT SUBMISSION
	01.17.2018	LUCC SUBMISSION
	03.30.2018	70% CD PRICING ISSUE
	04.04.2018	PARKING LOT AND SITE PLAN SUBMISSION
	05.04.2018	90% CD SUBMISSION
	06.01.2018	BID ISSUE
	06.04.2018	PERMIT ISSUE

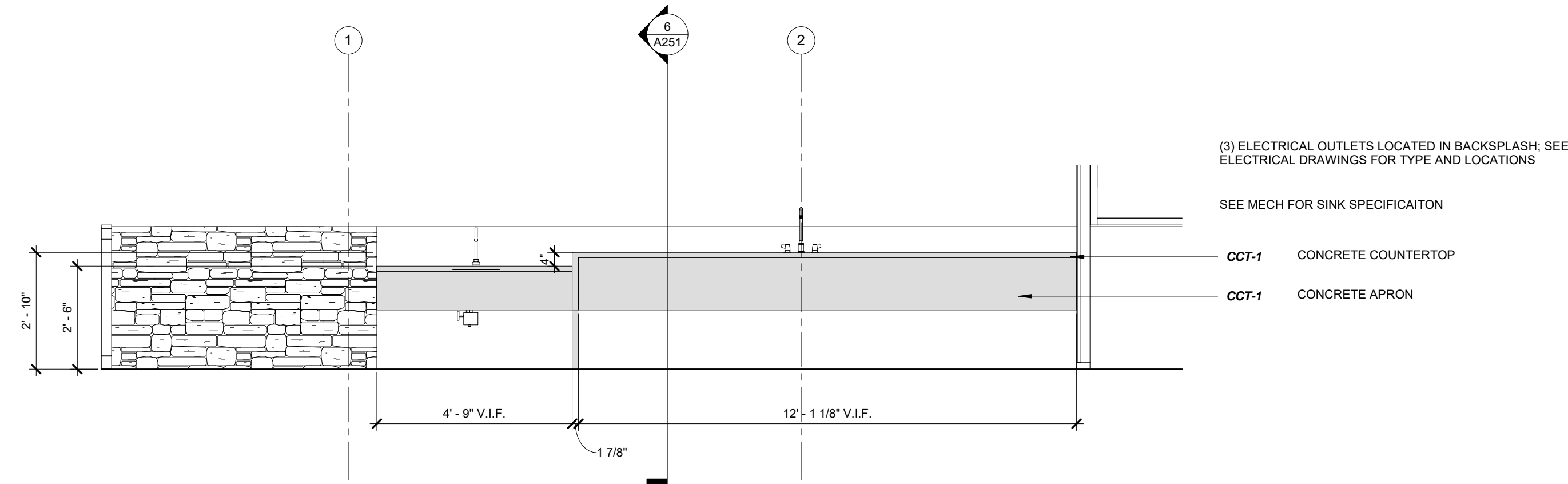
PROJECT NO.	2017016
PROJECT PHASE	BID DOCUMENTS
DRAWN BY	MSR
CHECKED BY	MSR

**LEVEL 1 MILLWORK**

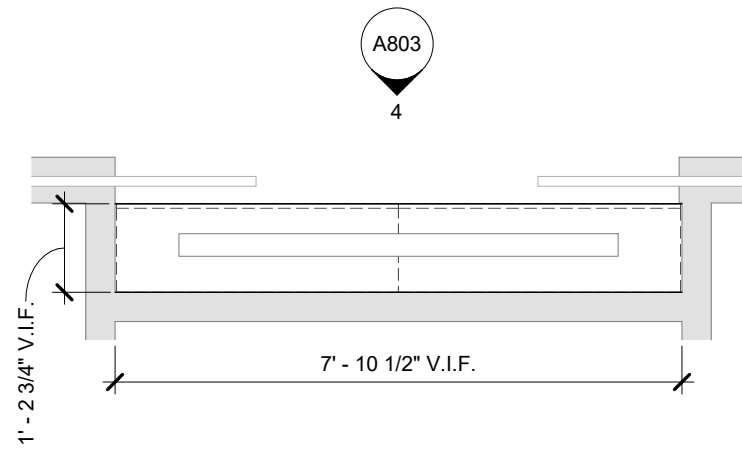
**EXHIBIT F  
A802**



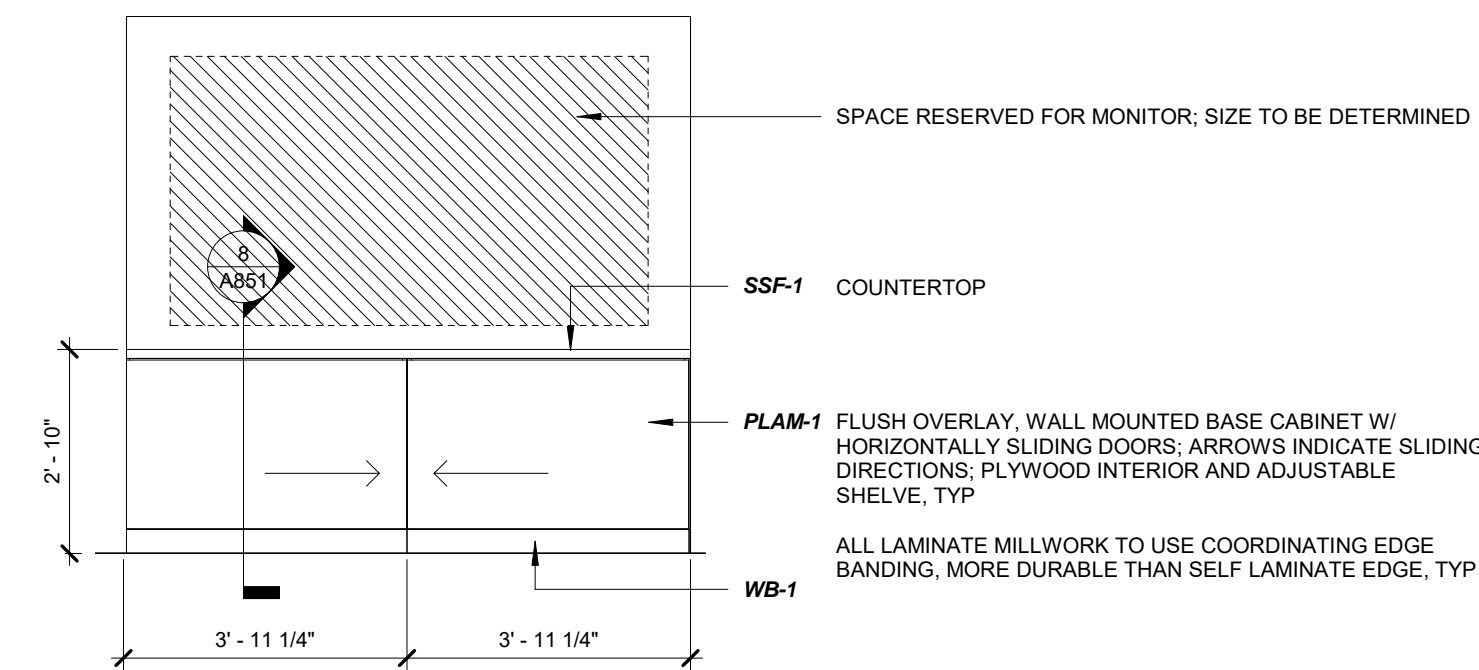
**1** MW10 PLAN @ OUTDOOR COUNTERTOP  
A803 3/8" = 1'-0"



**2** MW10 FRONT ELEVATION @ OUTDOOR COUNTERTOP  
A803 3/8" = 1'-0"




**3** MW13 PLAN @ CLASSROOMS  
A803 3/8" = 1'-0"



**4** MW13 FRONT ELEVATION @ CLASSROOMS  
A803 3/8" = 1'-0"

**Olbrich Botanical Gardens  
Expansion Phase 1**  
BPW Project #8162  
3330 Atwood Avenue  
Madison, WI 53704

I hereby certify that this plan, specification or report was prepared by me or under my direct supervision and that I am a duly Licensed Architect under the Laws of the State of Wisconsin, ARCHITECT SEAL



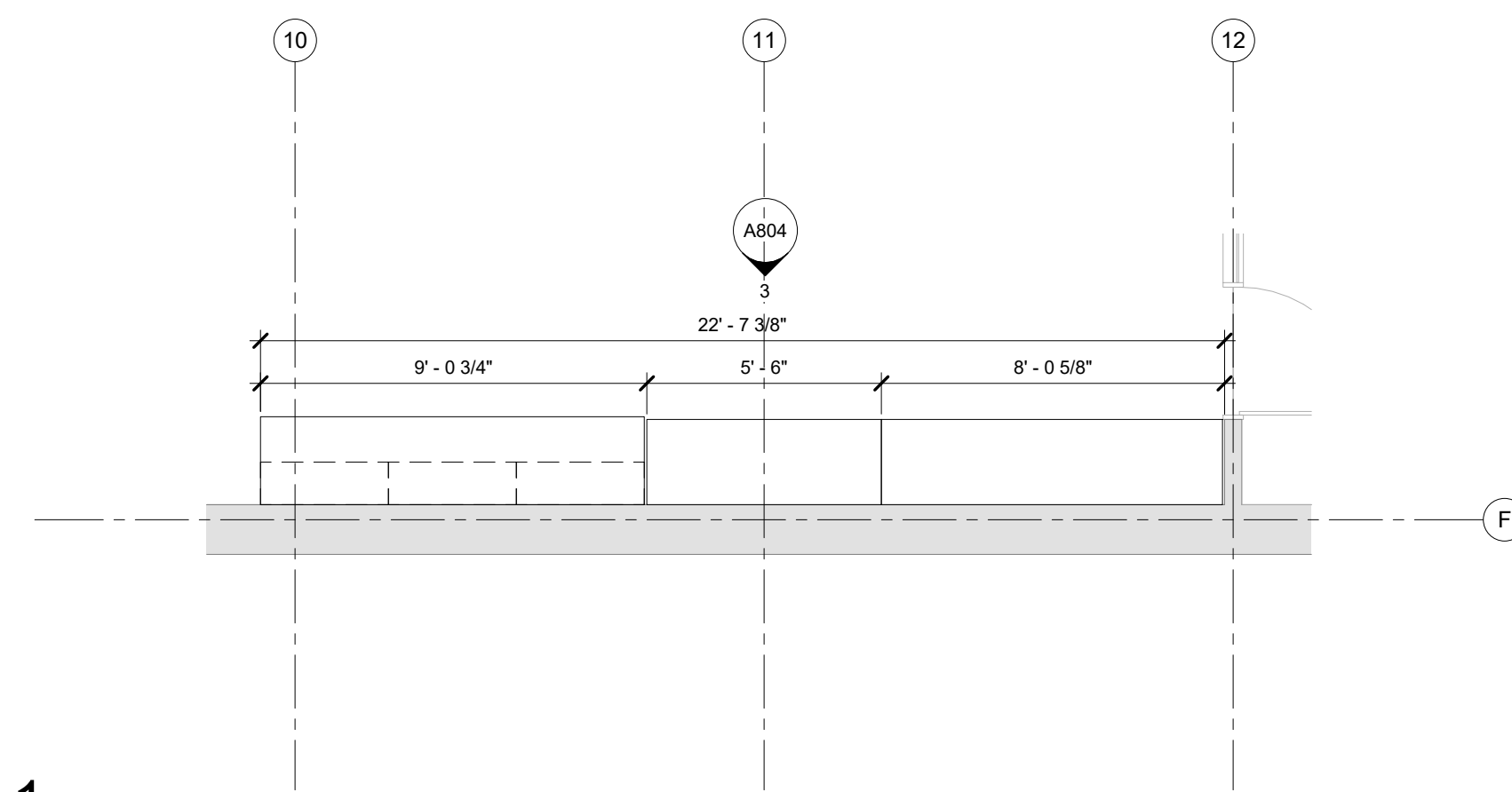
Signature: *[Signature]*  
Print Name: Jack Poling  
Date: JUNE 4, 2018 License No.: A-8984

ISSUE	DATE	DESCRIPTION
	09.29.2017	SCHEMATIC DESIGN SUBMISSION
	12.06.2017	DD PRICING SET
	01.10.2018	DESIGN DEVELOPMENT SUBMISSION
	01.17.2018	IUDC SUBMISSION
	03.30.2018	70% CD PRICING ISSUE
	04.04.2018	PARKING LOT AND SITE PLAN SUBMISSION
	05.04.2018	90% CD SUBMISSION
	06.01.2018	BID ISSUE
	06.04.2018	PERMIT ISSUE

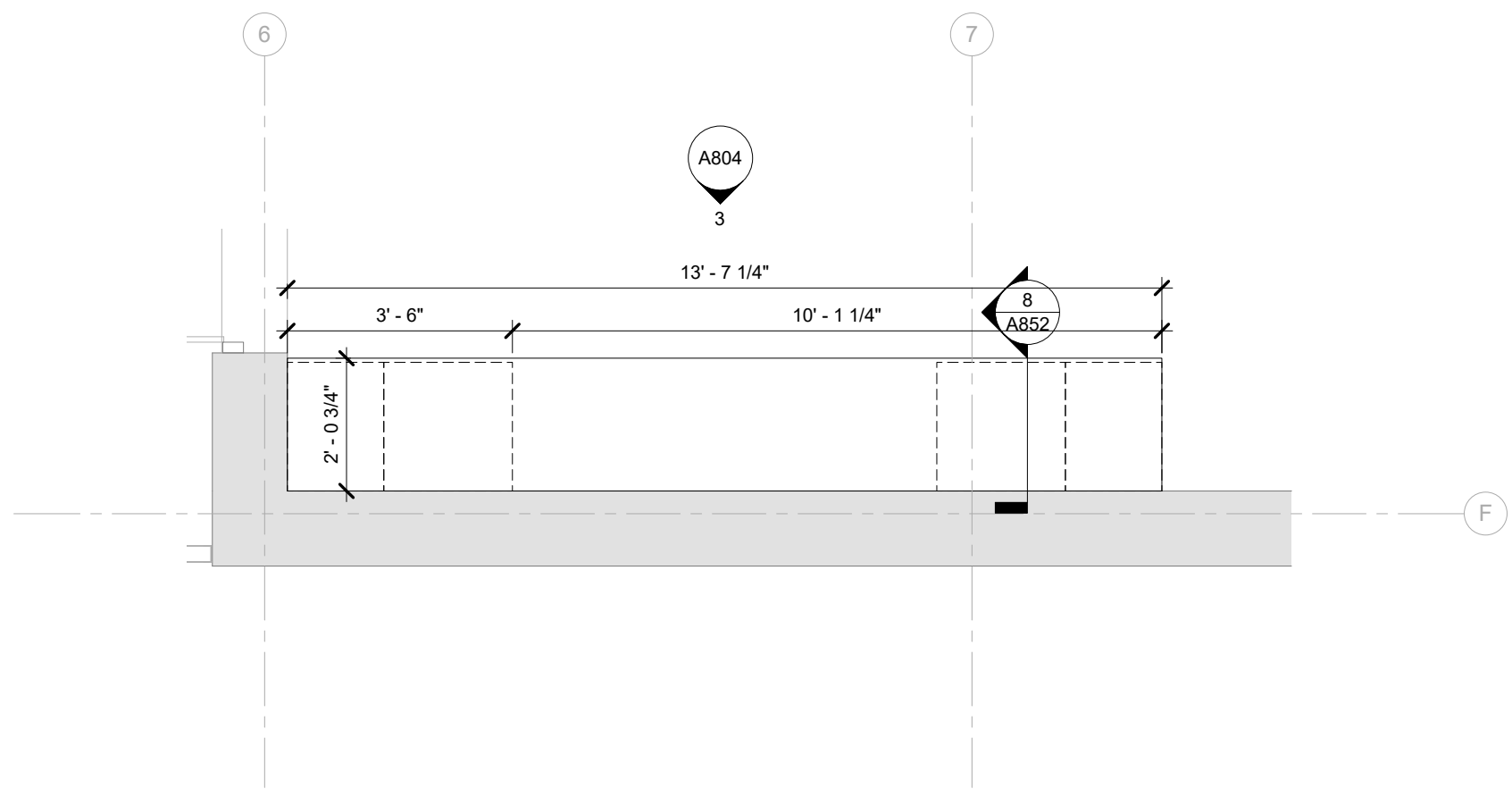
PROJECT NO. 2017016  
PROJECT PHASE BID DOCUMENTS  
DRAWN BY: MSR CHECKED BY: MSR  
www.msrdesign.com

LEVEL 1 MILLWORK

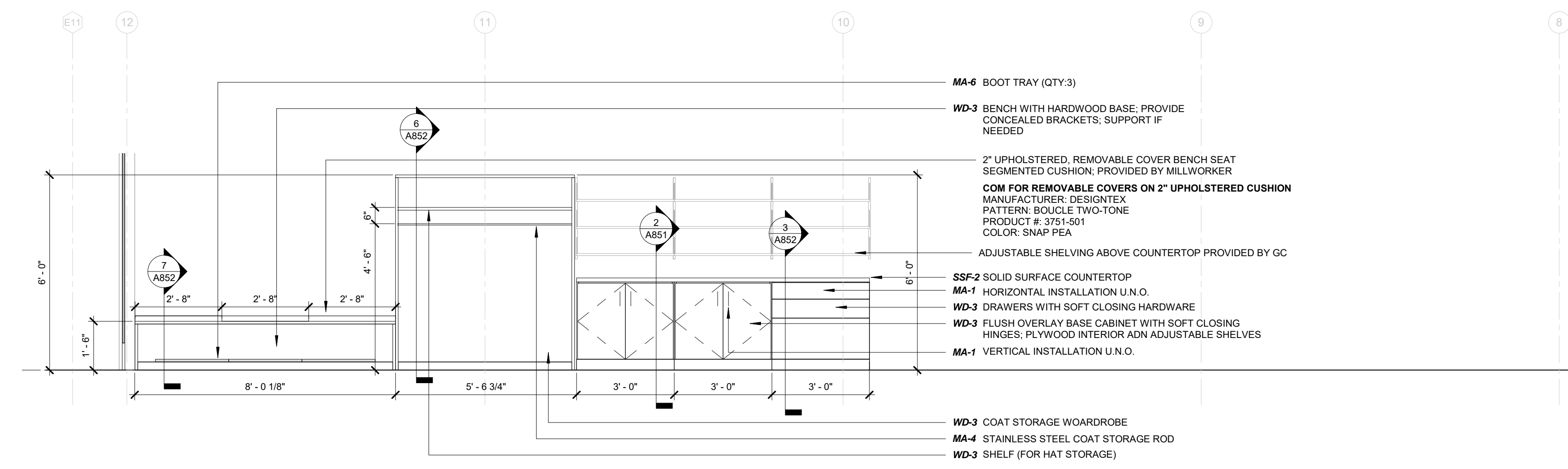
EXHIBIT F  
**A803**



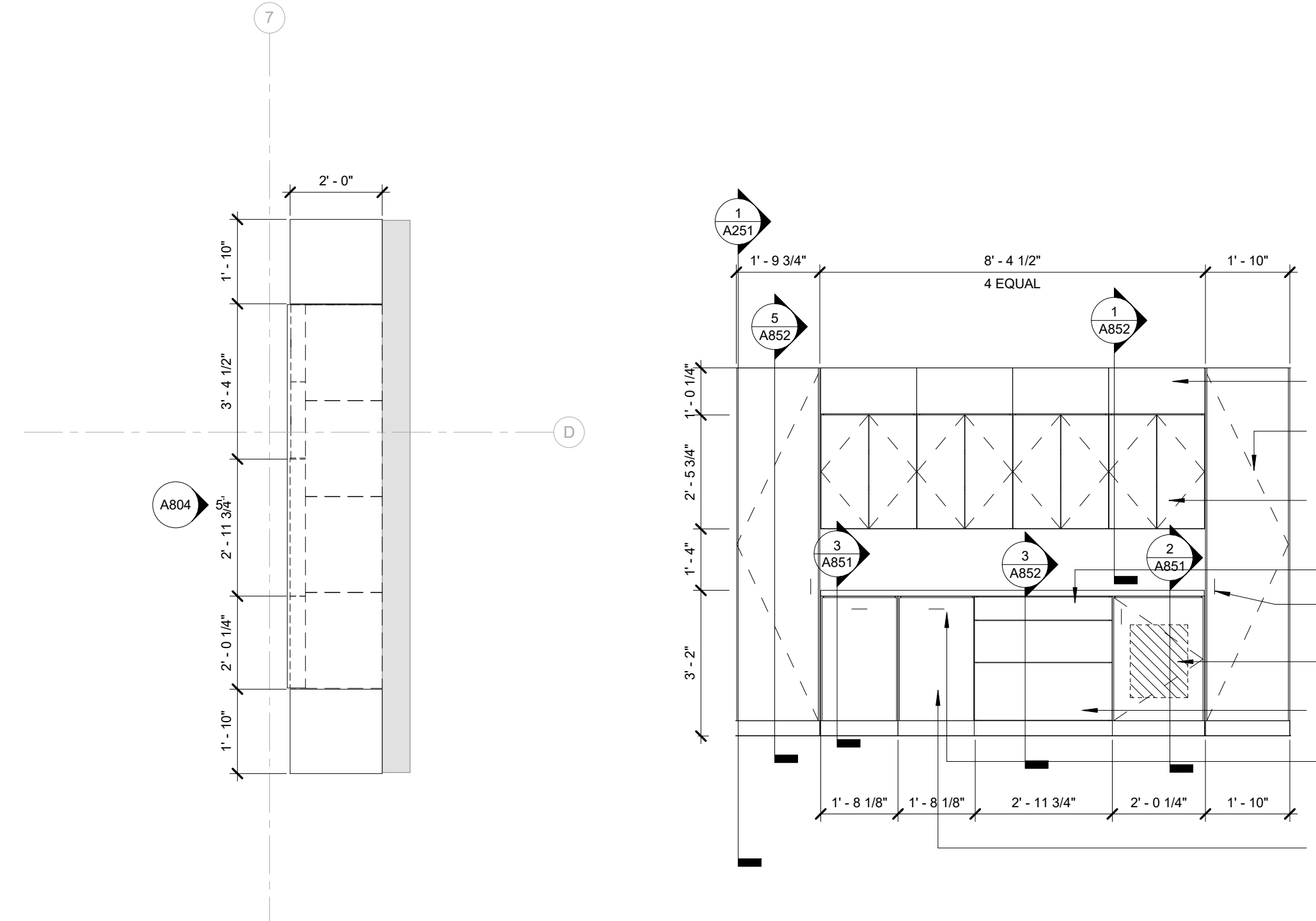
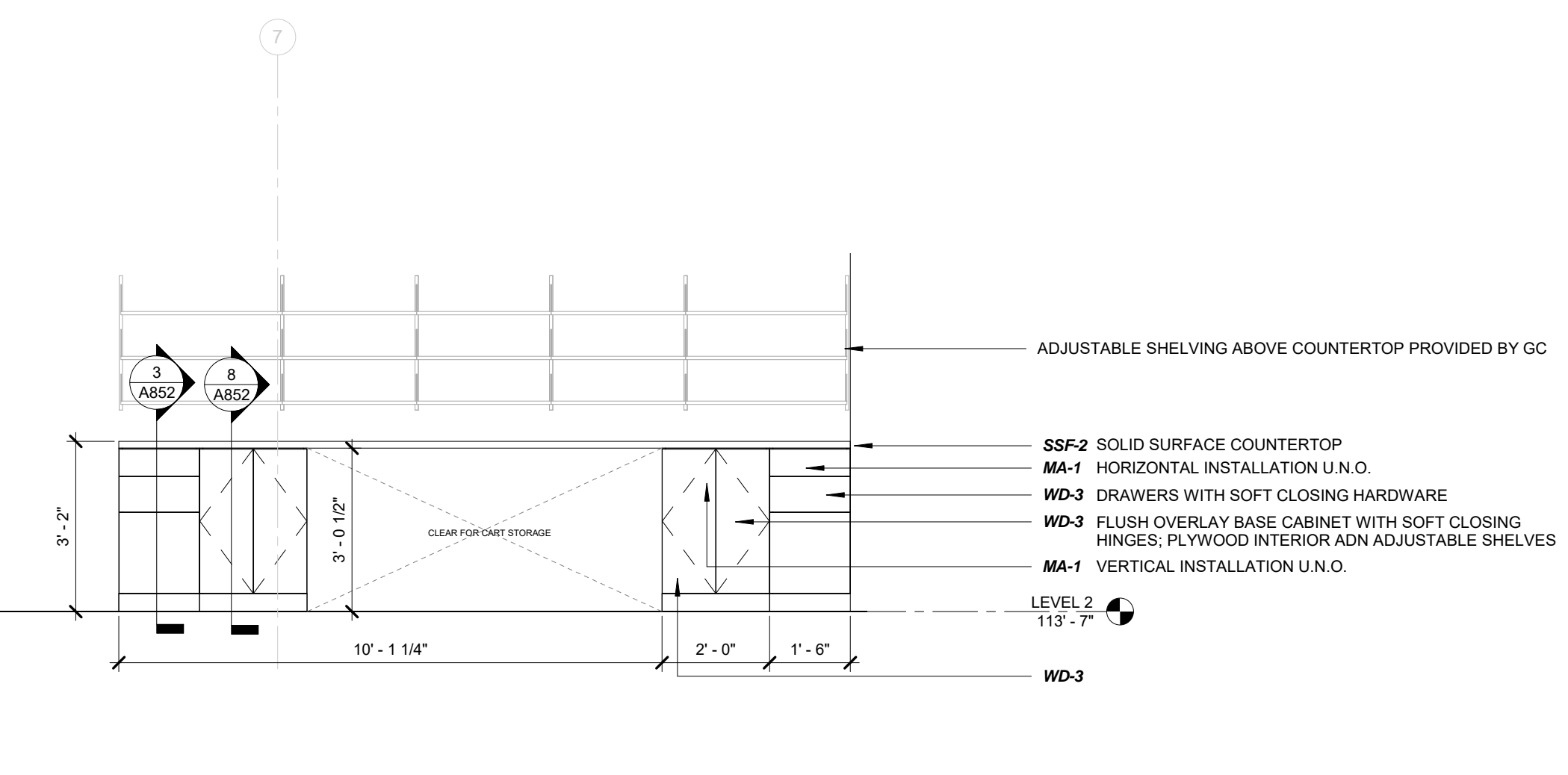
1 MW12 @ OFFICE STORAGE  
A804 1/4" = 1'-0"



2 MW05 @ OFFICE STORAGE  
A804 3/8" = 1'-0"

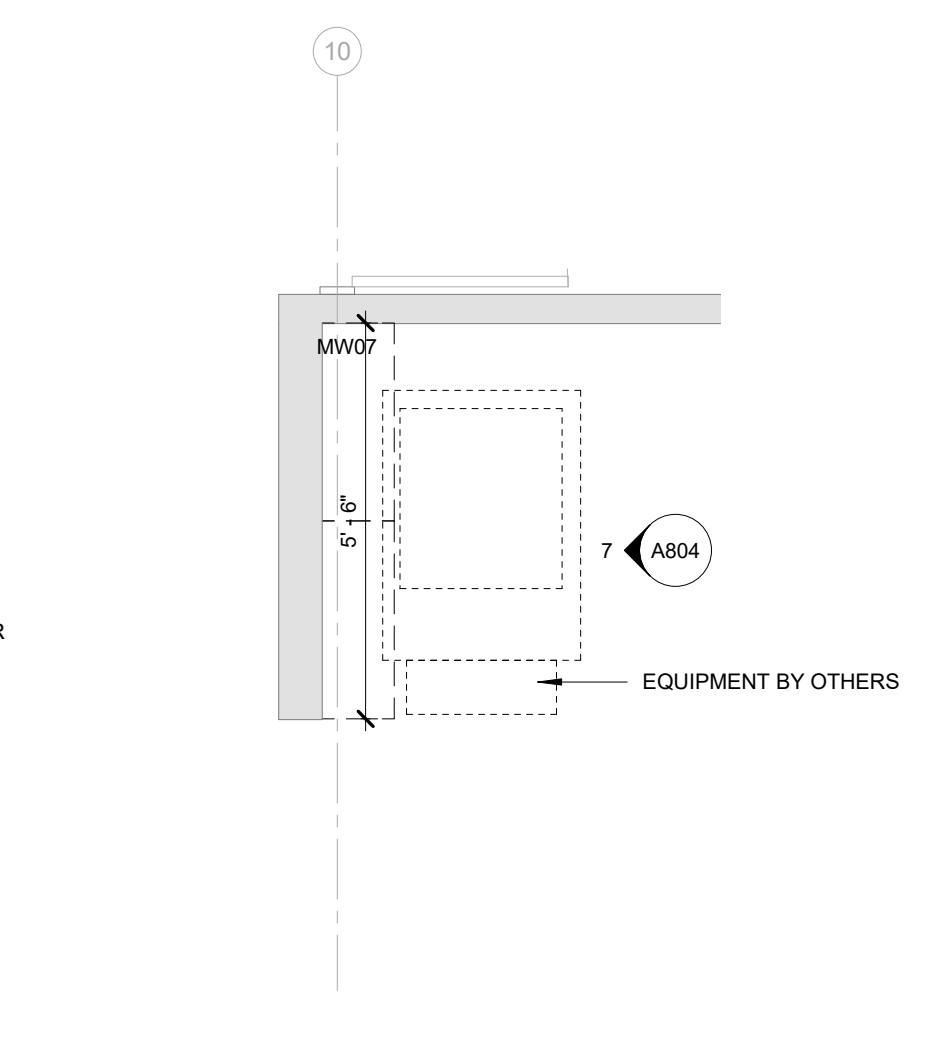


3 FRONT ELEV @ MW05 OFFICE CABINETS  
A804 3/8" = 1'-0"

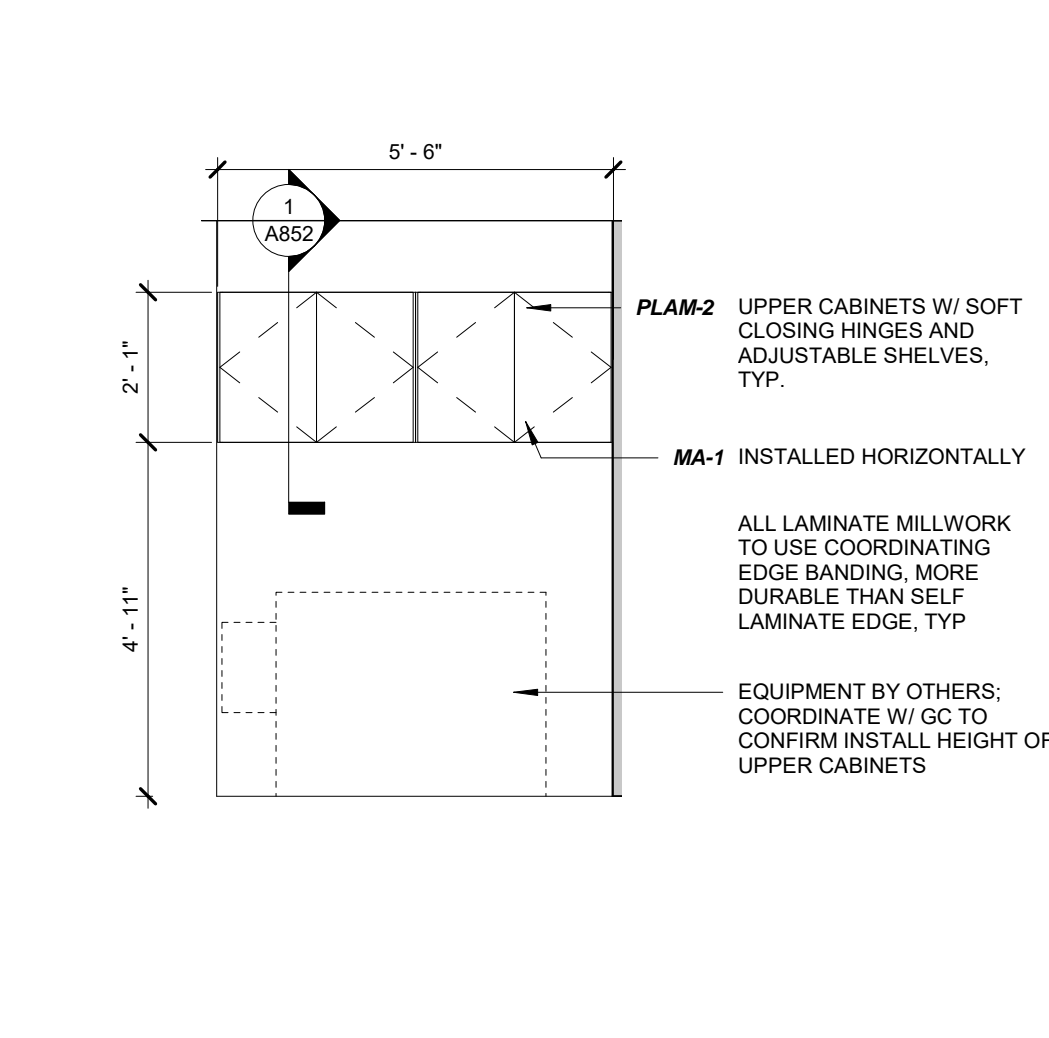


4 MW06 @ OFFICE KITCHENETTE  
A804 3/8" = 1'-0"

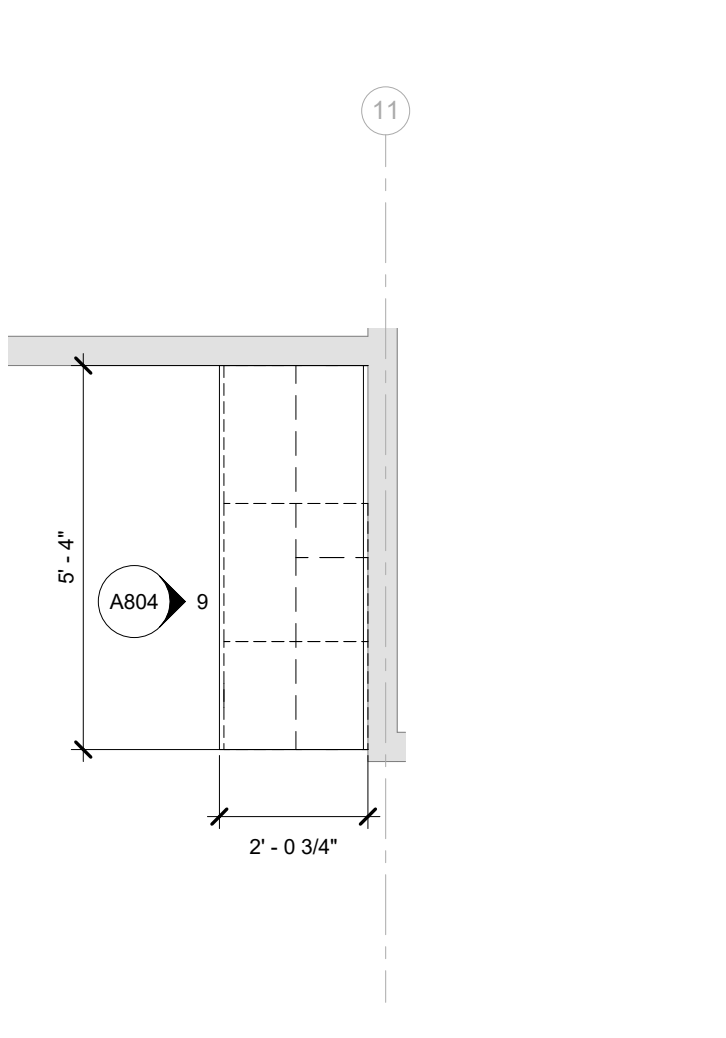
5 MW06 FRONT ELEV @ OFFICE KITCHENETTE  
A804 3/8" = 1'-0"



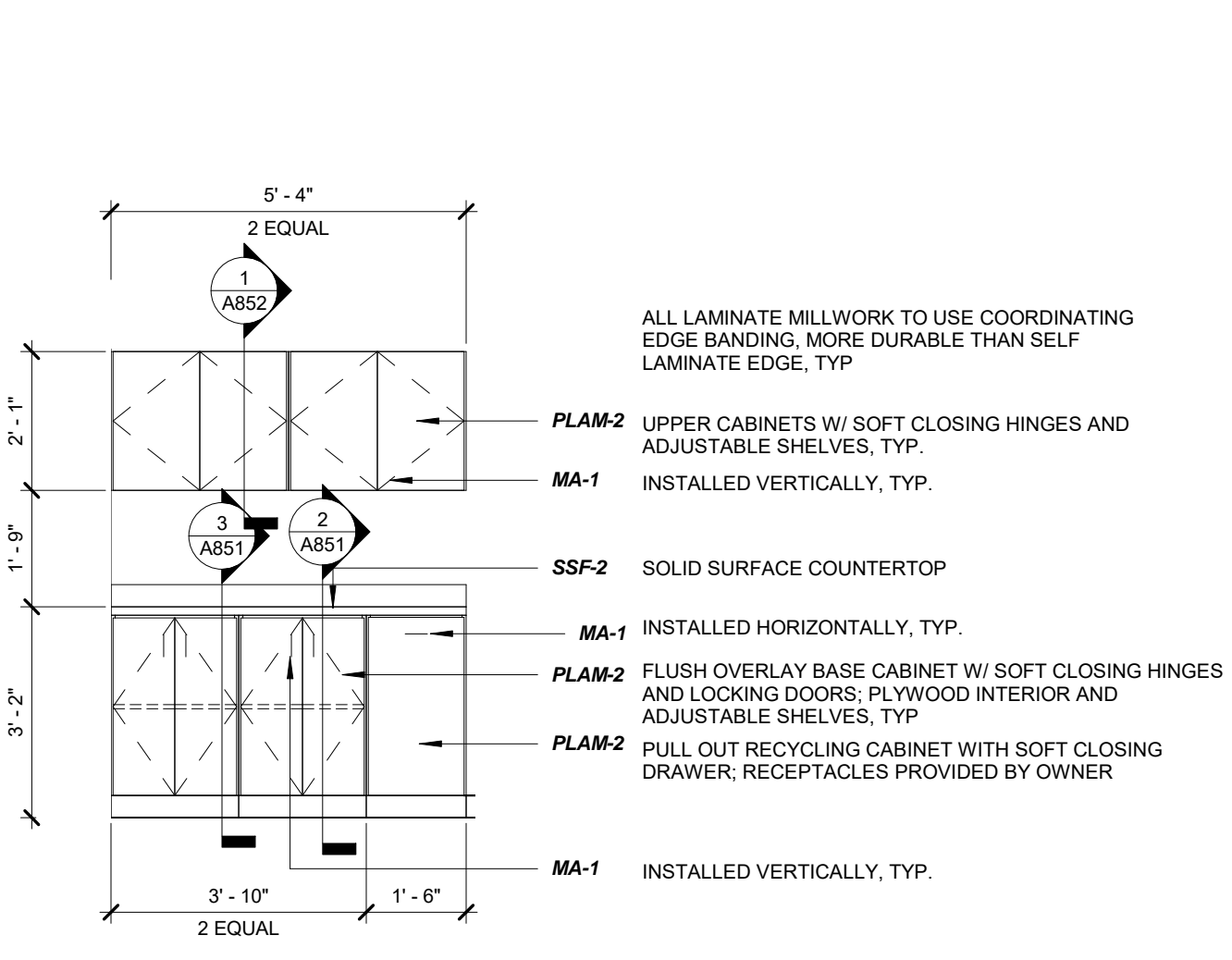
6 MW07 @ LEVEL 2 COPIER  
A804 3/8" = 1'-0"



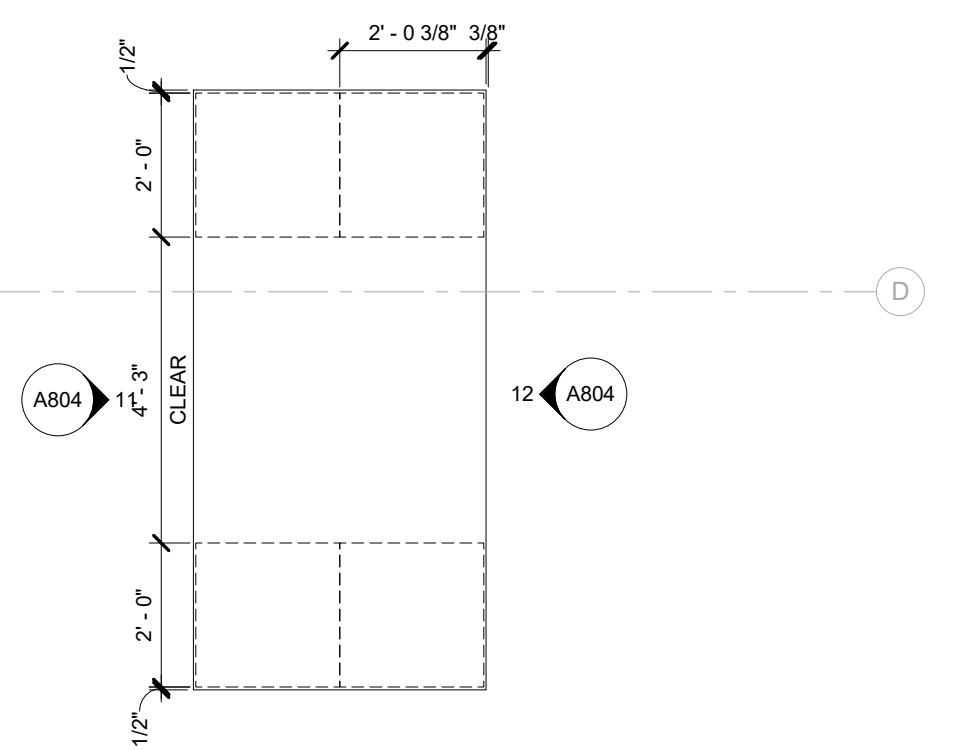
7 MW07 FRONT ELEVATION @ LEVEL 2 COPIER  
A804 3/8" = 1'-0"



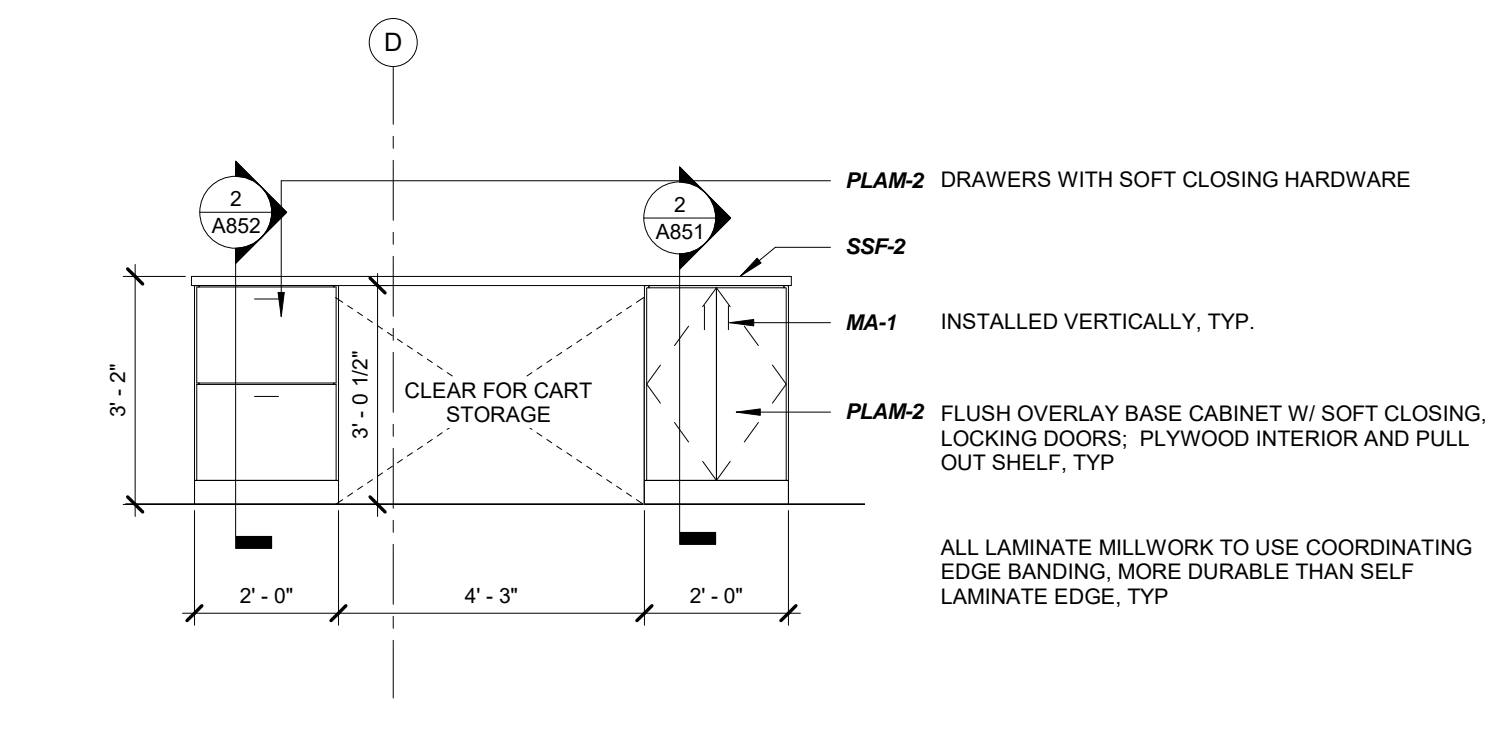
8 MW08 @ PAPER STORAGE  
A804 3/8" = 1'-0"



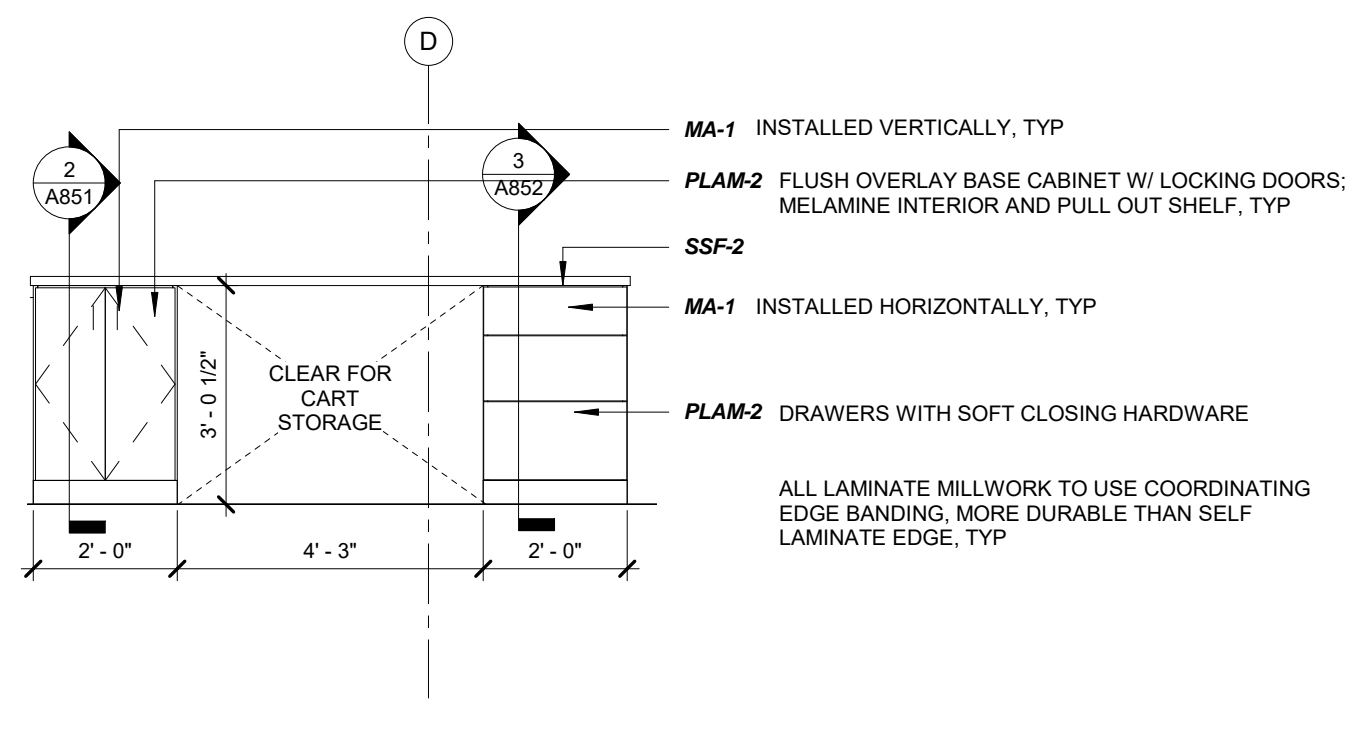
9 MW08 FRONT ELEV @ PAPER STORAGE  
A804 3/8" = 1'-0"



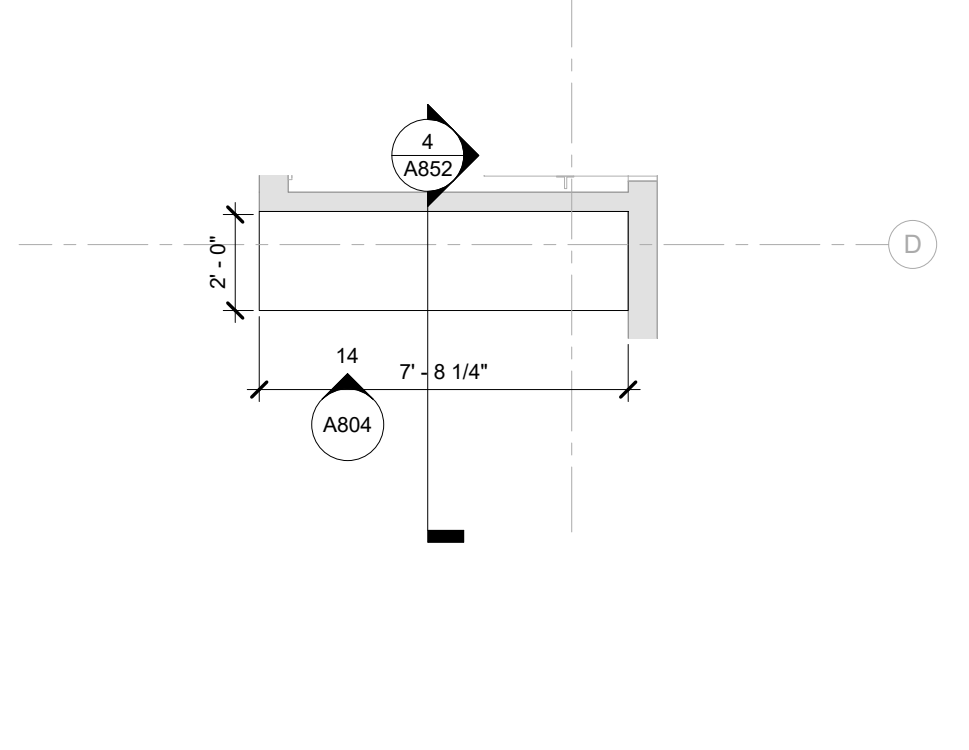
10 MW09 @ LEVEL 2 WORKTABLE  
A804 3/8" = 1'-0"



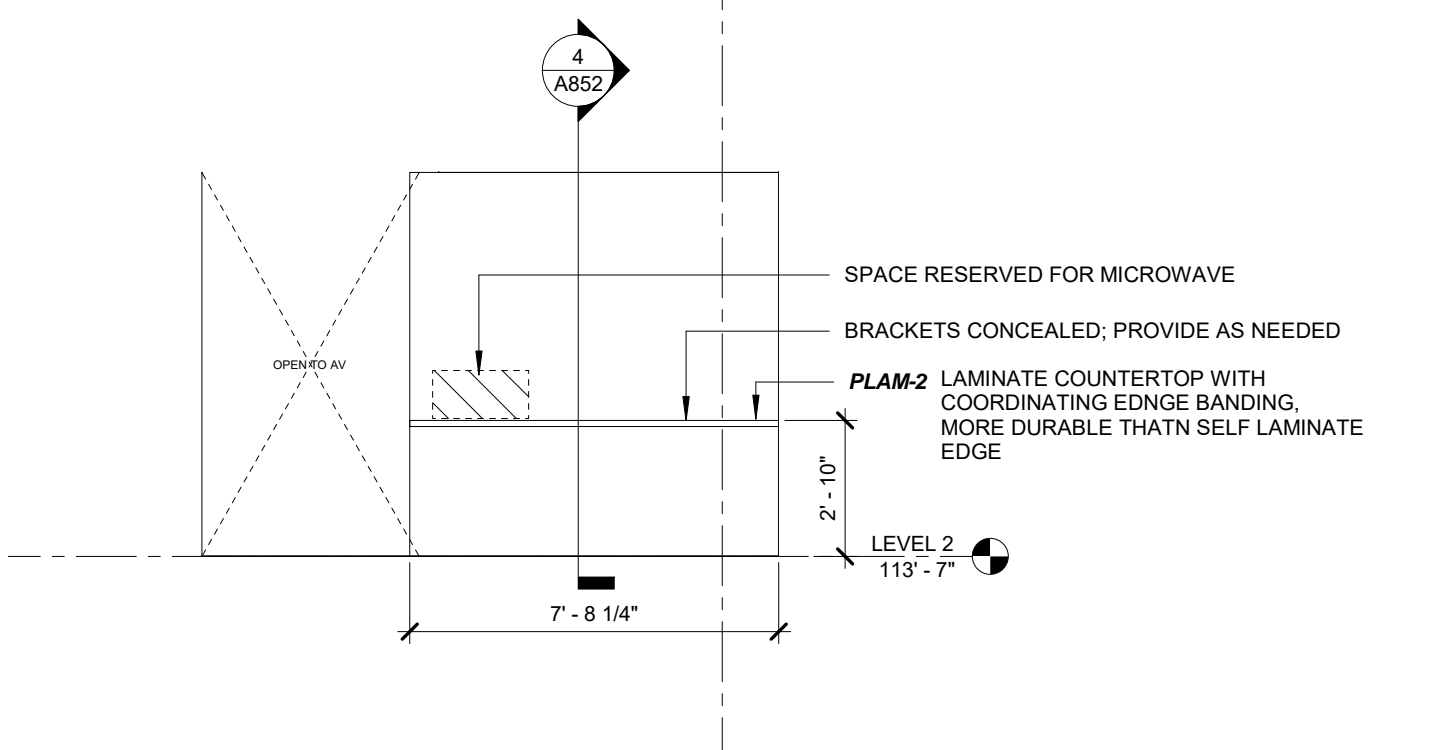
11 MW09 NORTH ELEV @ LEVEL 2 WORKTABLE  
A804 3/8" = 1'-0"



12 MW09 SOUTH ELEV @ LEVEL 2 WORKTABLE  
A804 3/8" = 1'-0"




13 MW04 @ LEVEL 2 STORAGE  
A804 1/4" = 1'-0"



14 MW04 FRONT ELEV @ STORAGE  
A804 1/4" = 1'-0"

**Olbrich Botanical Gardens**  
Expansion Phase 1  
BPW Project #8162  
3330 Atwood Avenue  
Madison, WI 53704

I hereby certify that this plan, specification or report was prepared by me or under my direct supervision and that I am a duly Licensed Architect under the Laws of the State of Wisconsin, ARCHITECT SEAL



Signature: *Daniel Jack Poling*  
Print Name: Jack Poling  
Date: JUNE 4, 2018 License No. A-8984

ISSUE	DATE	DESCRIPTION
	09.29.2017	SCHEMATIC DESIGN SUBMISSION
	12.06.2017	DD PRICING SET
	01.10.2018	DESIGN DEVELOPMENT SUBMISSION
	01.17.2018	LDC SUBMISSION
	03.30.2018	70% CD PRICING ISSUE
	04.26.2018	PARKING LOT AND SITE PLAN SUBMISSION
	05.04.2018	90% CD SUBMISSION
	06.01.2018	BID ISSUE
	06.04.2018	PERMIT ISSUE

PROJECT NO.	2017016
PROJECT PHASE	BID DOCUMENTS
DRAWN BY:	MSR
CHECKED BY:	MSR

LEVEL 2 MILLWORK

EXHIBIT F  
A804



Civil Engineer  
**Vierbicher Associates, Inc.**  
 889 Foster Drive, Suite 201  
 Madison, WI 53717  
 608.826.0532 tel

Landscape Architect  
**Ken Saiki Design, Inc.**  
 303 South Paterson Street, Suite 1  
 Madison, WI 53703  
 608.251.3600 tel

Structural Engineer, Technology and AV  
**IMEG Corp.**  
 1800 Deming Way, Suite 200  
 Madison, WI 53962  
 608.223.9600 tel


MEP Engineer  
**MEP Associates, LLC**  
 860 Blue Gentian Road, Suite 175  
 Eagan, MN 55121  
 651.379.9120 tel

Fire Protection Engineer and Code Consultant  
**Summit Fire Consulting**  
 575 Minnehaha Ave West  
 St. Paul, MN 55103  
 651.251.1880 tel

Greenhouse Design  
**Rough Brothers, Inc.**  
 5513 Vine Street  
 Cincinnati, OH 45217  
 513.242.0310 tel

**Olbrich Botanical Gardens  
 Expansion Phase 1**  
 BPW Project #8162  
 3330 Atwood Avenue  
 Madison, WI 53704

I hereby certify that this plan, specification or report was prepared by me or under my direct supervision and that I am a duly Licensed Architect under the Laws of the State of Wisconsin.  
 ARCHITECT SEAL

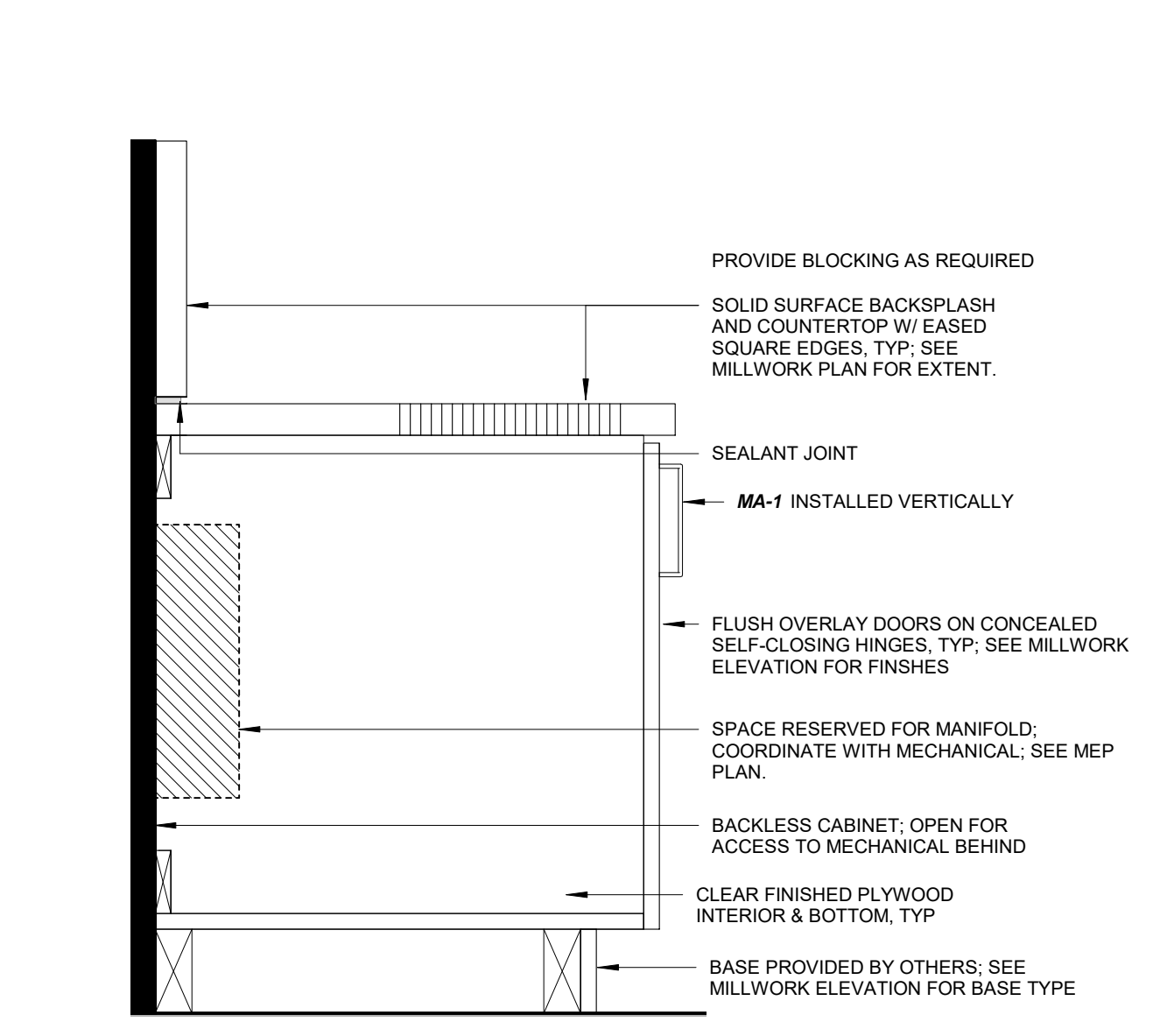


Signature: *Jack Poling*  
 Print Name: Jack Poling  
 Date: JUNE 4, 2018 License No.: A-8984

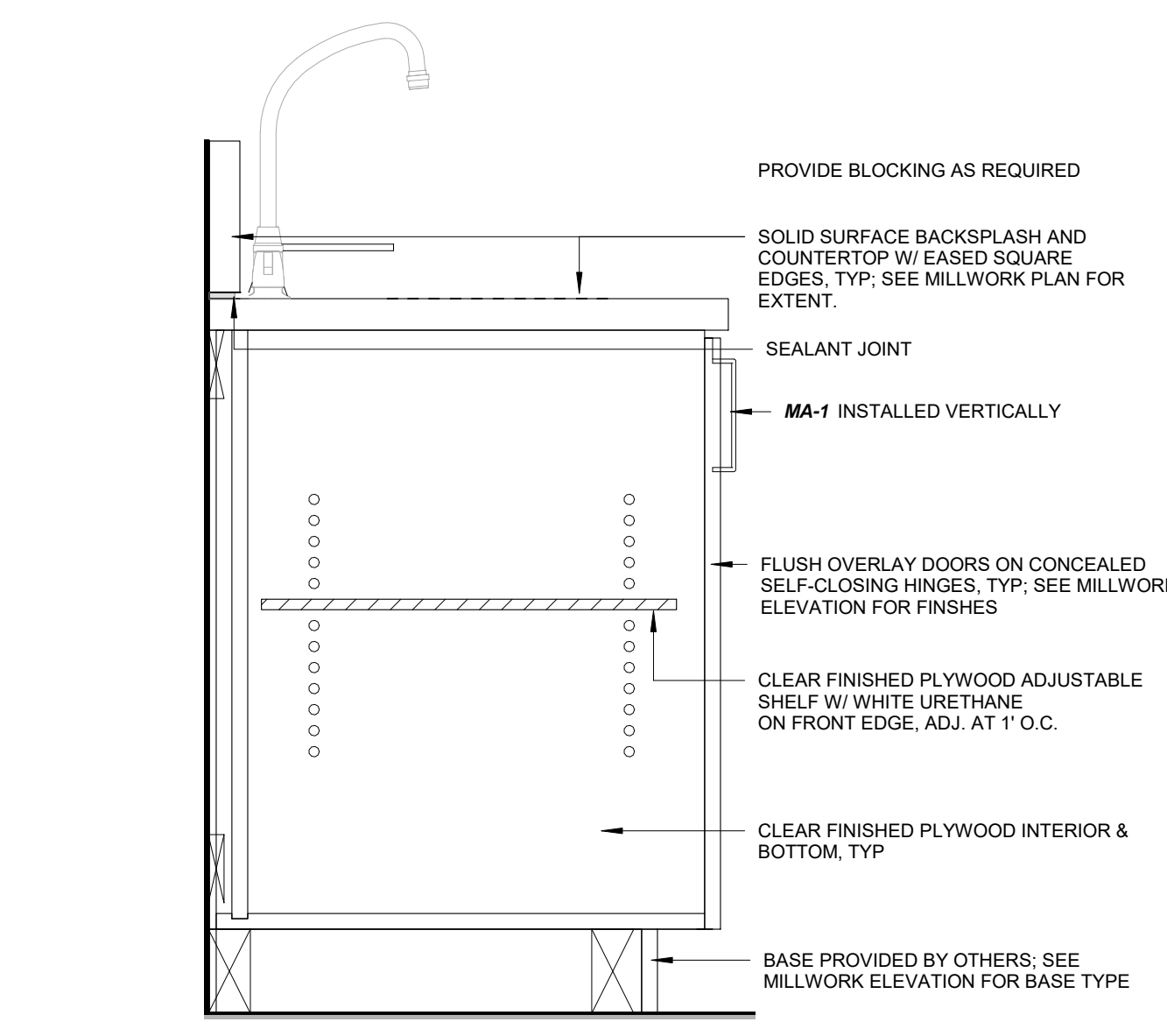
ISSUE	MARK	DATE	DESCRIPTION
		09.29.2017	SCHEMATIC DESIGN SUBMISSION
		12.06.2017	DD PRICING SET
		01.10.2018	DESIGN DEVELOPMENT SUBMISSION
		01.17.2018	UDC SUBMISSION
		03.30.2018	70% CD PRICING ISSUE
		04.04.2018	PARKING LOT AND SITE PLAN SUBMISSION
		05.04.2018	90% CD SUBMISSION
		06.01.2018	BID ISSUE
		06.04.2018	PERMIT ISSUE

PROJECT NO. 2017016  
 PROJECT PHASE BID DOCUMENTS  
 DRAWN BY MSR CHECKED BY MSR  
© 2018 MSR. All Rights Reserved. MSR, MSRD, and MSRD-LOGO are trademarks of MSR.

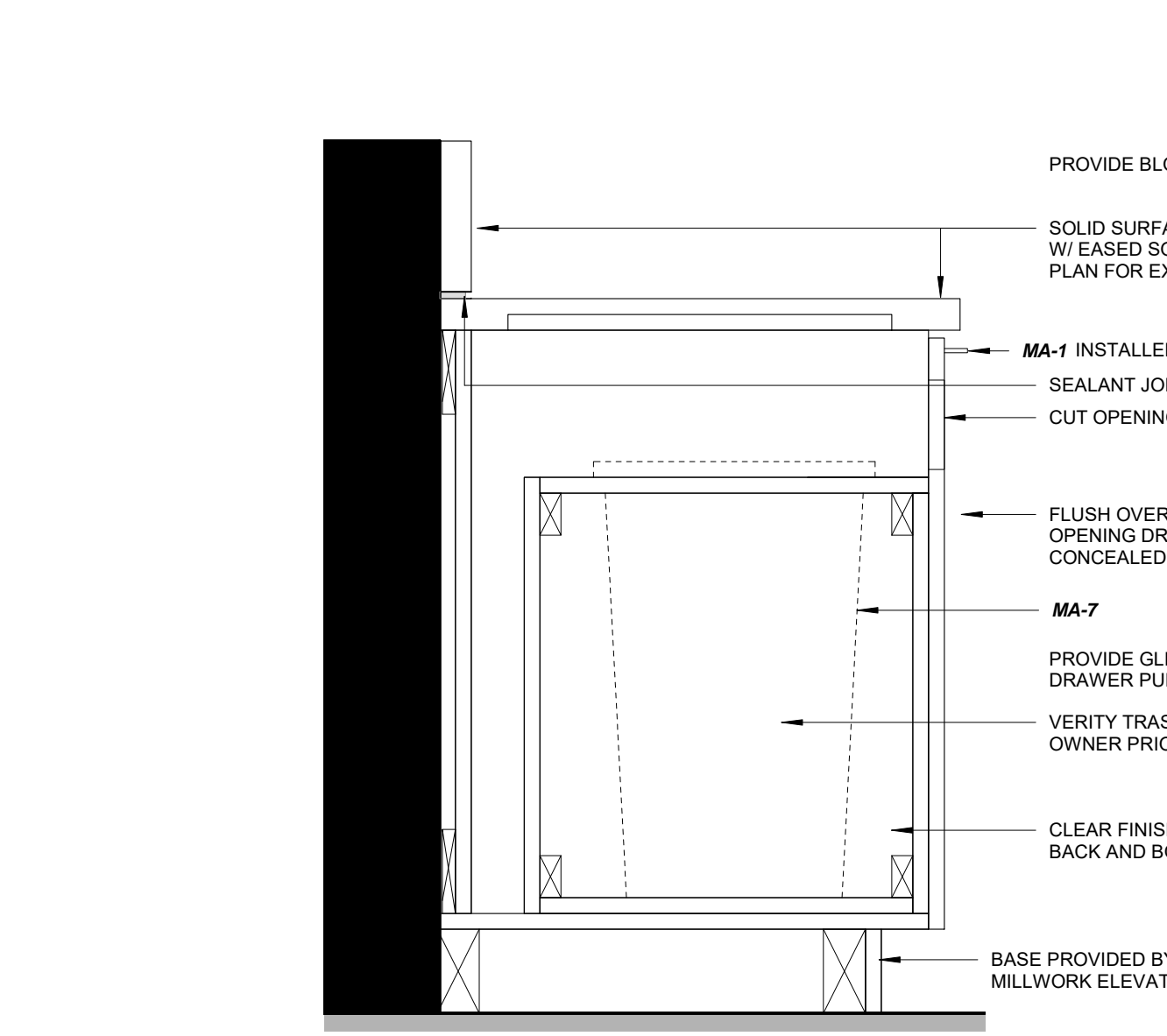
MILLWORK DETAILS  
 EXHIBIT F  
**A851**



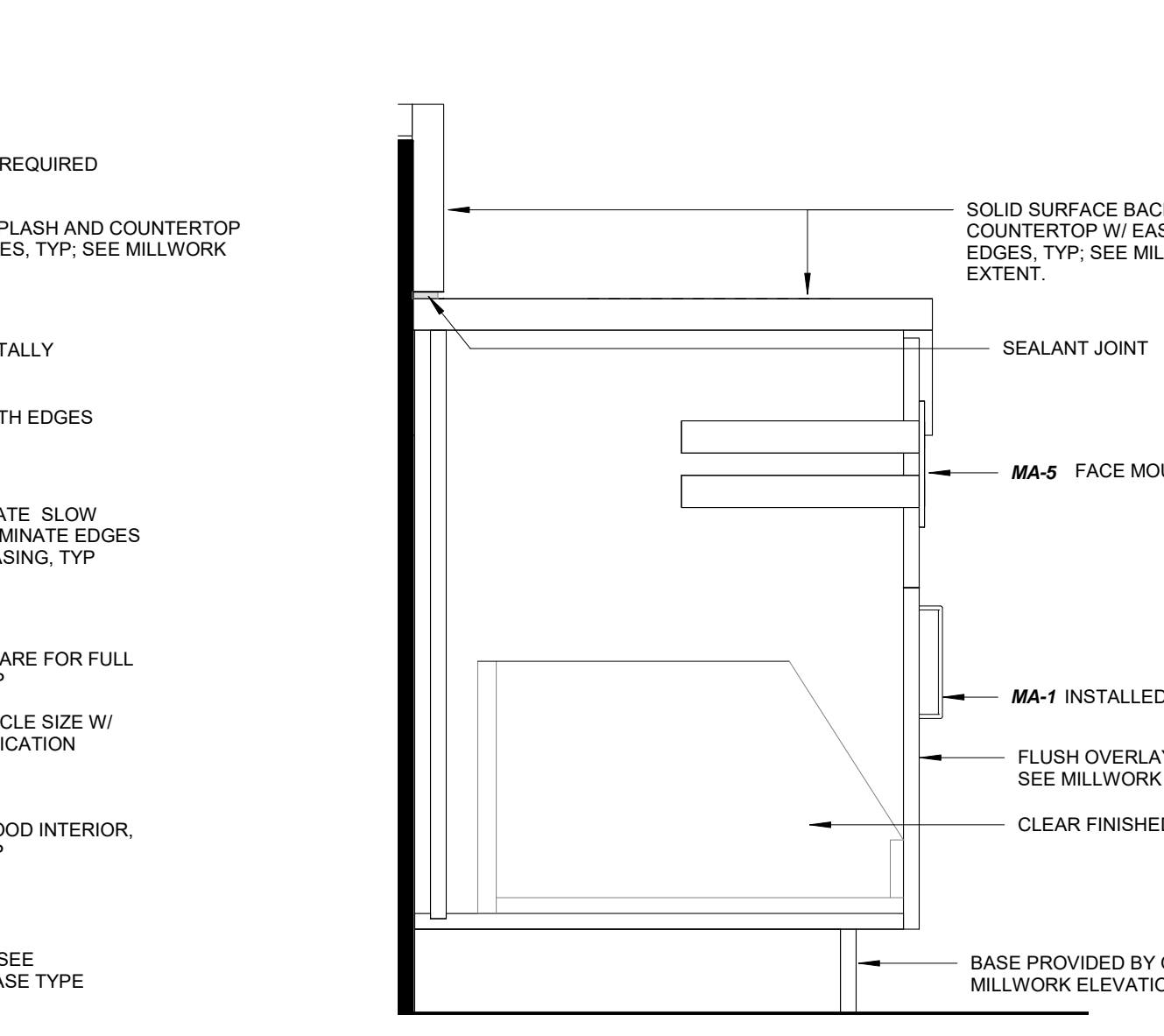
**1 SECTION @ BASE CABINET W/ MANIFOLD**  
 A851 1 1/2" = 1'-0"



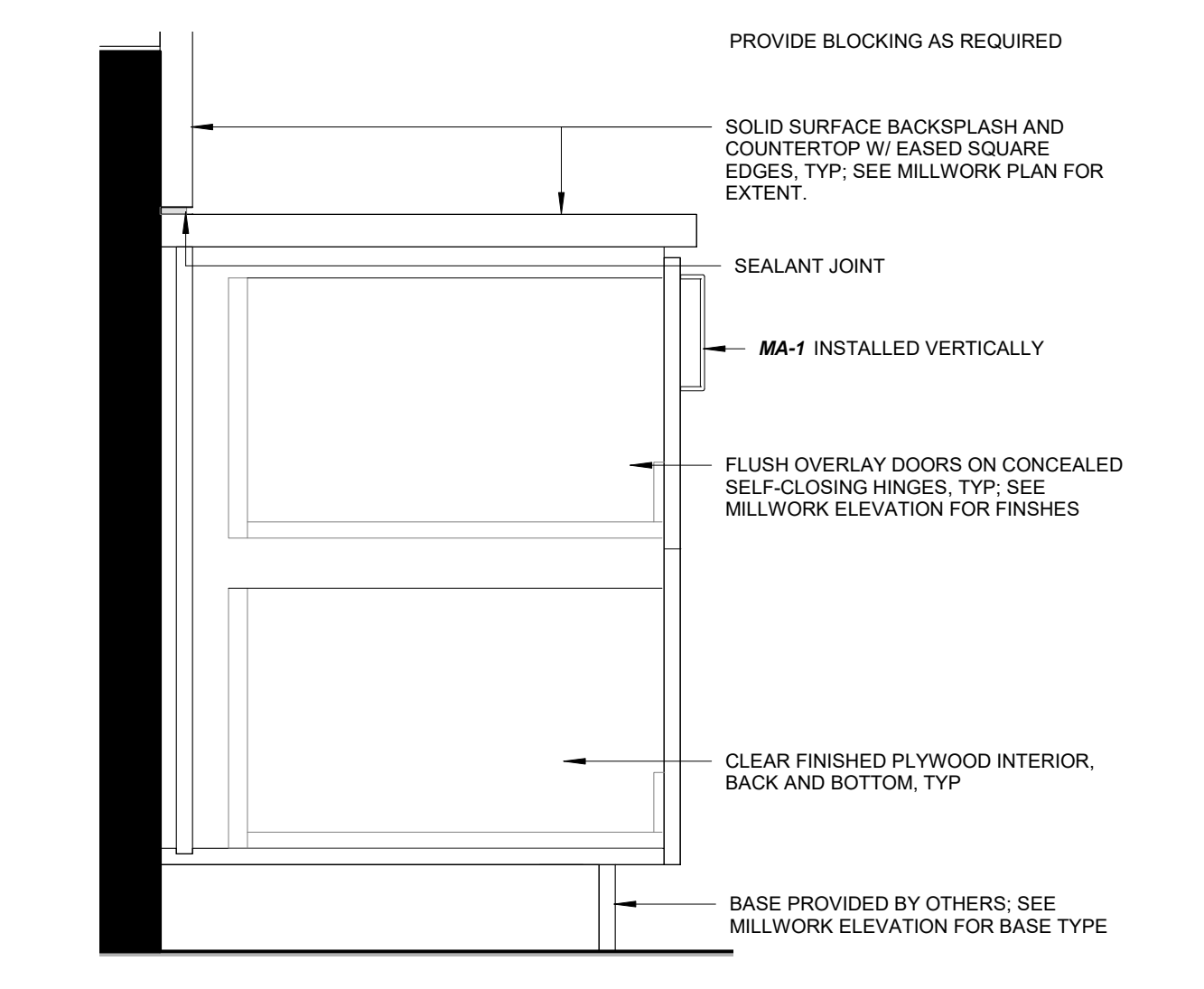
**2 SECTION @ BASE CABINET W/ ADJUSTABLE SHELF**  
 A851 1 1/2" = 1'-0"



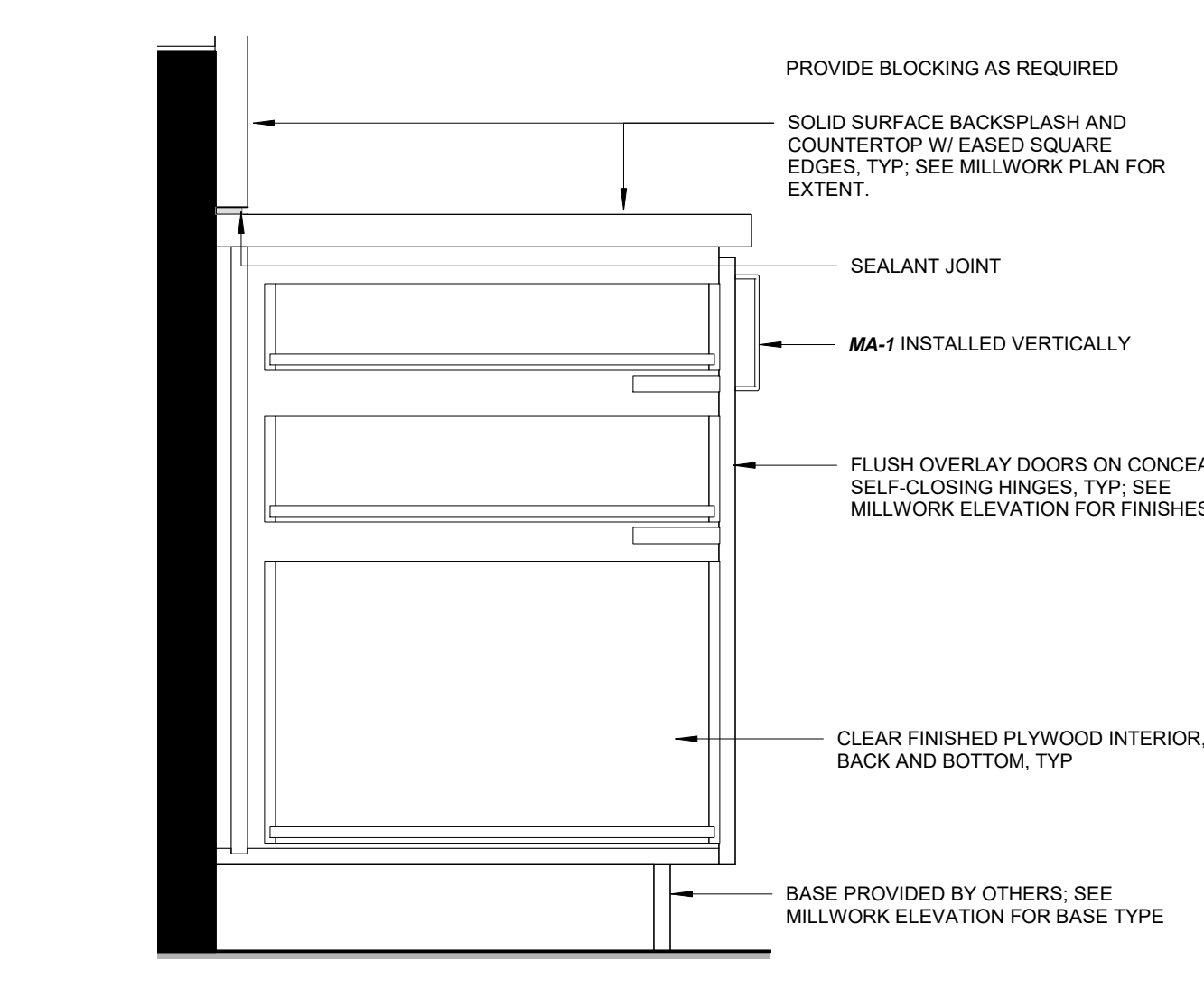
**3 SECTION @ TRASH/RECYCLING DRAWER**  
 A851 1 1/2" = 1'-0"



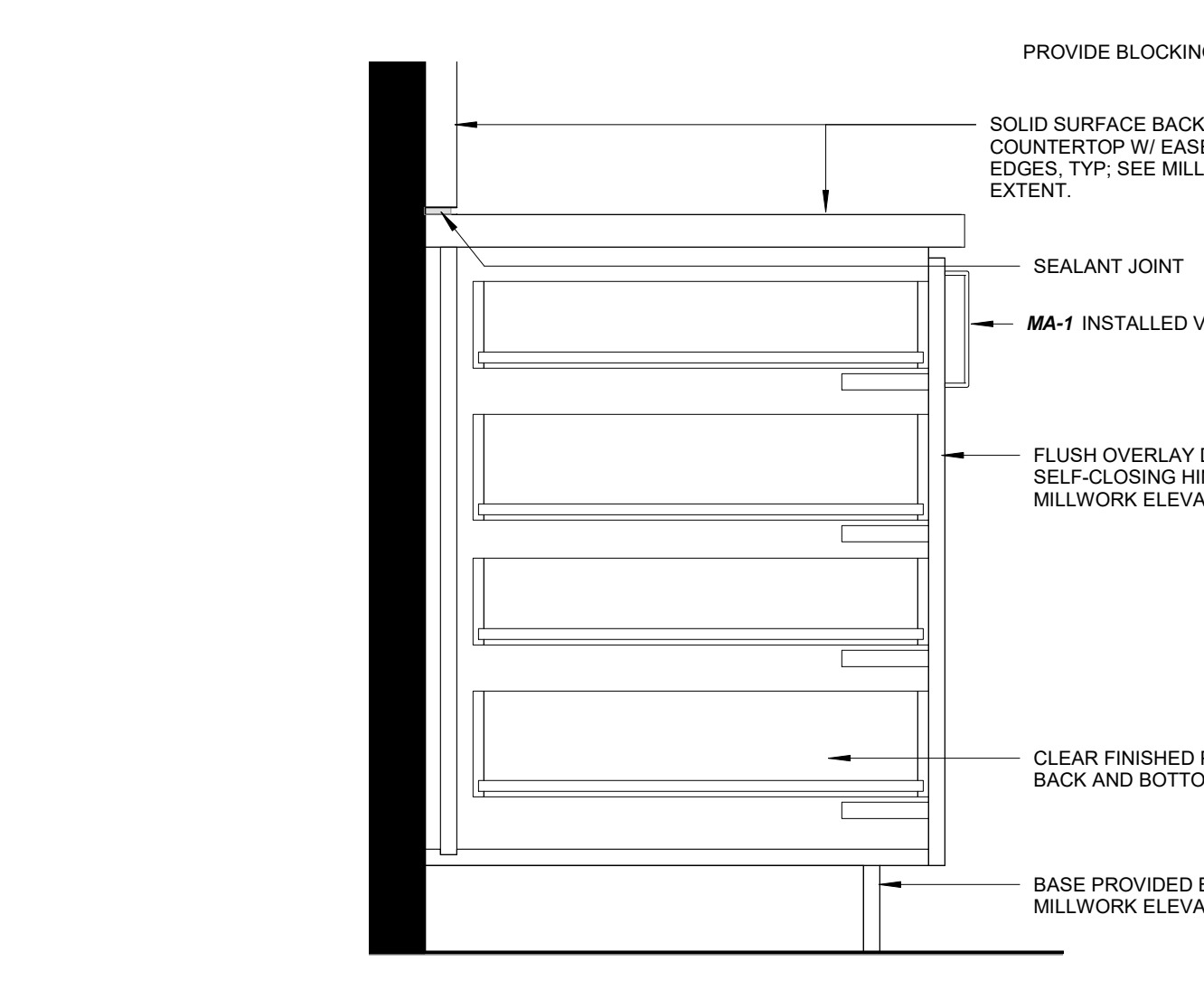
**4 SECTION @ BASE CABINET WITH PAPER TOWEL DISPENSER**  
 A851 1 1/2" = 1'-0"



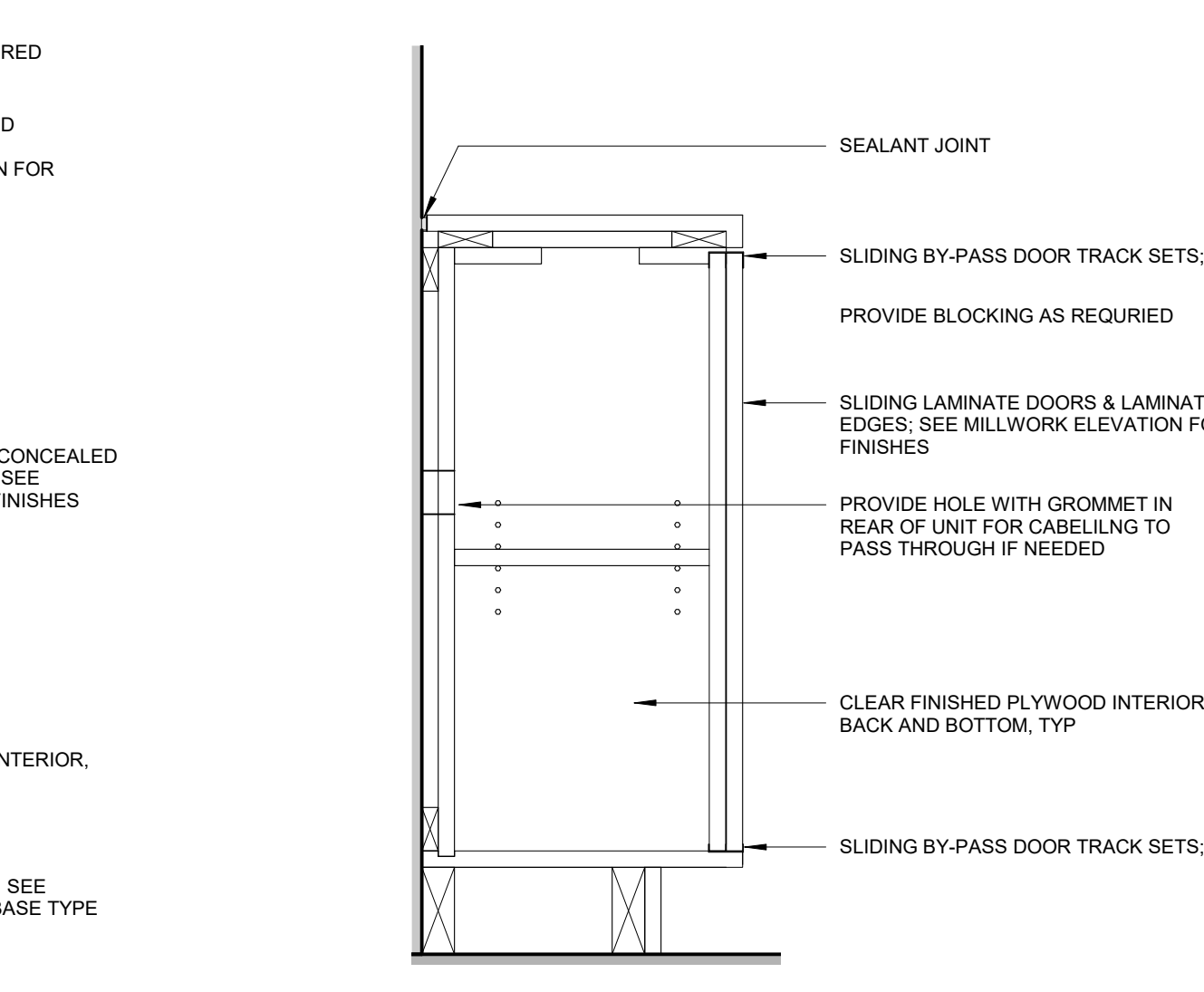
**5 SECTION @ BASE CABINET WITH 2 PULL OUT DRAWERS**  
 A851 1 1/2" = 1'-0"



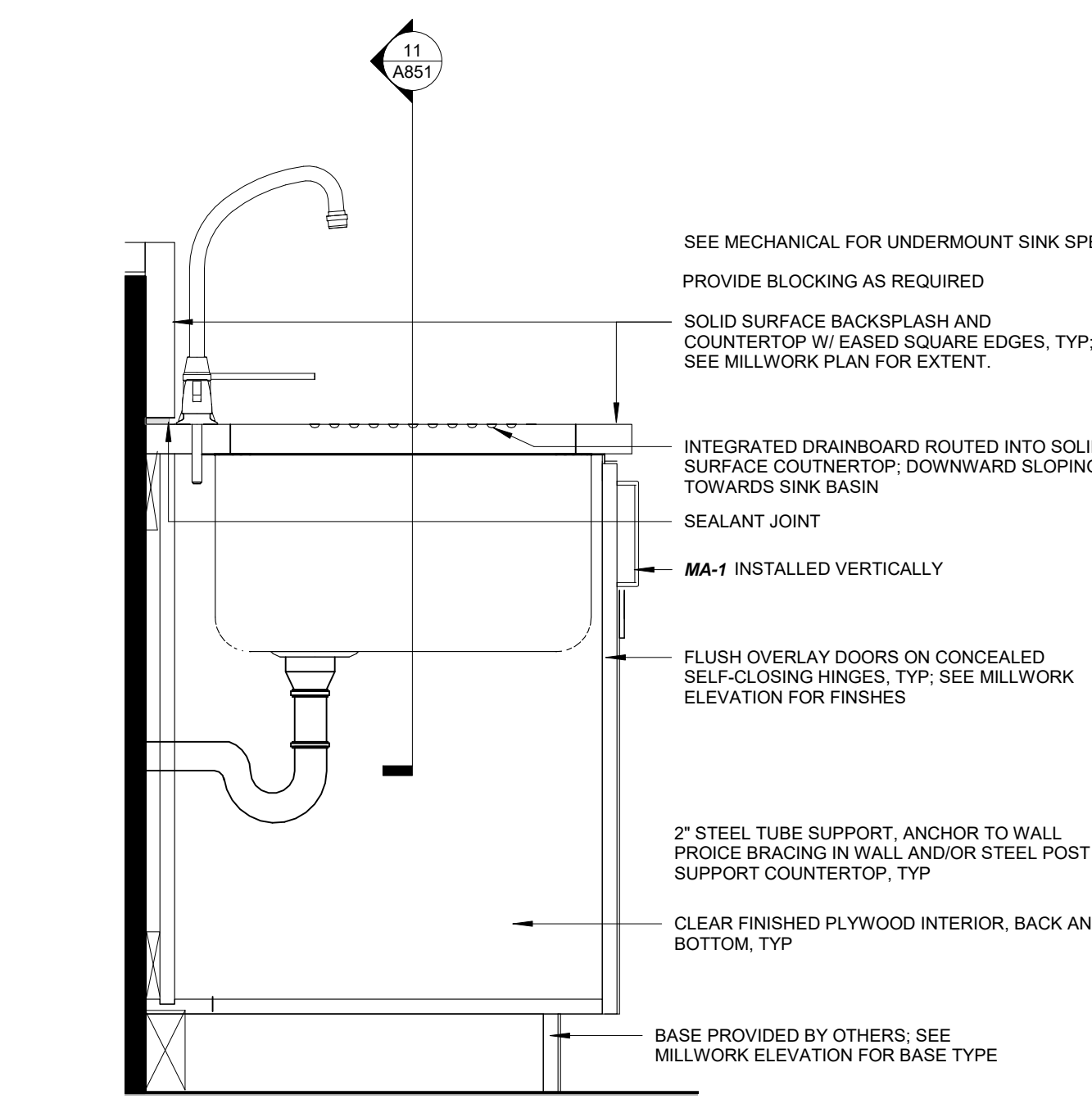
**6 SECTION @ BASE CABINET WITH 3 PULL OUT DRAWERS**  
 A851 1 1/2" = 1'-0"



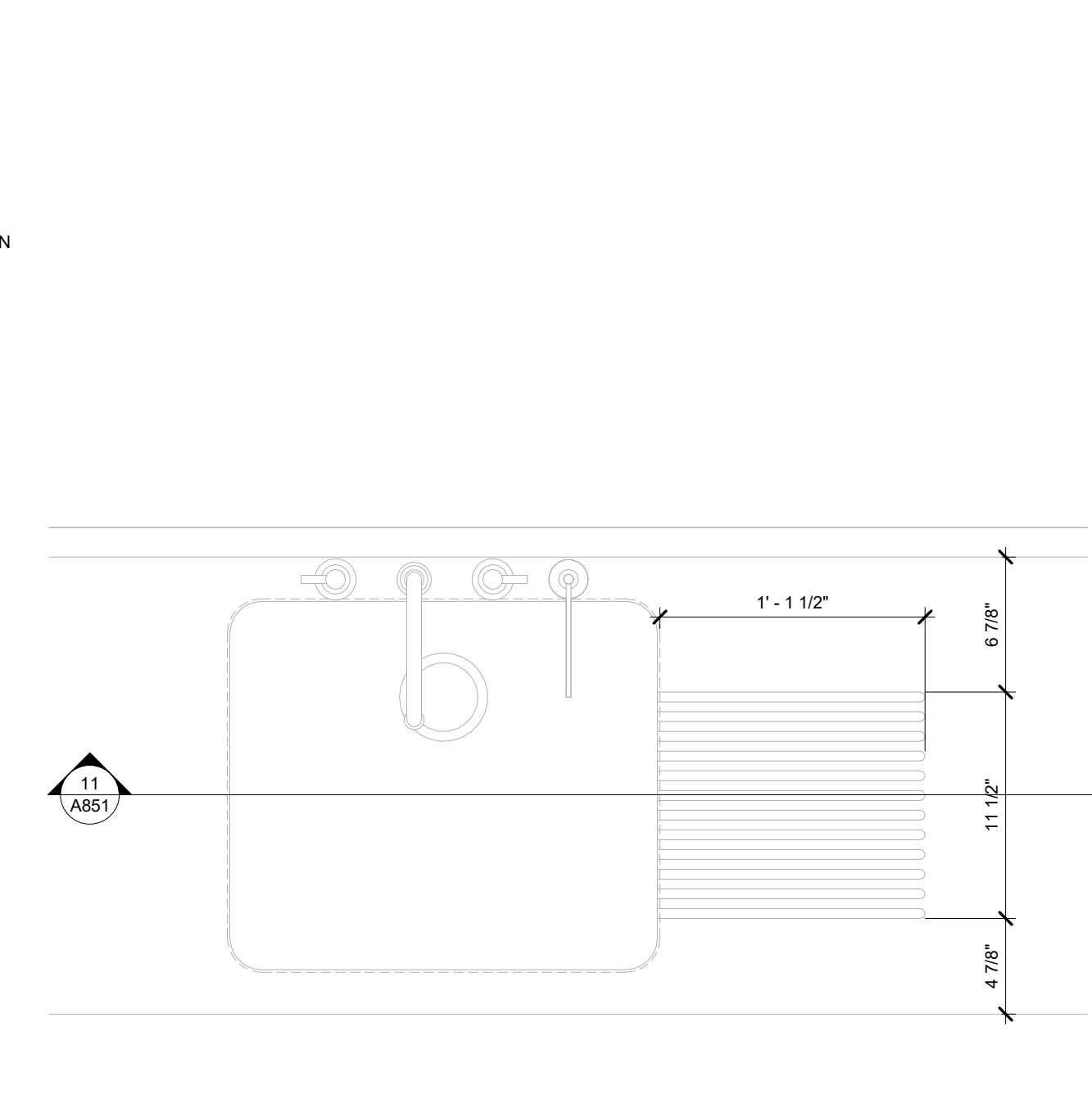
**7 SECTION @ BASE CABINET WITH 4 PULL OUT DRAWERS**  
 A851 1 1/2" = 1'-0"



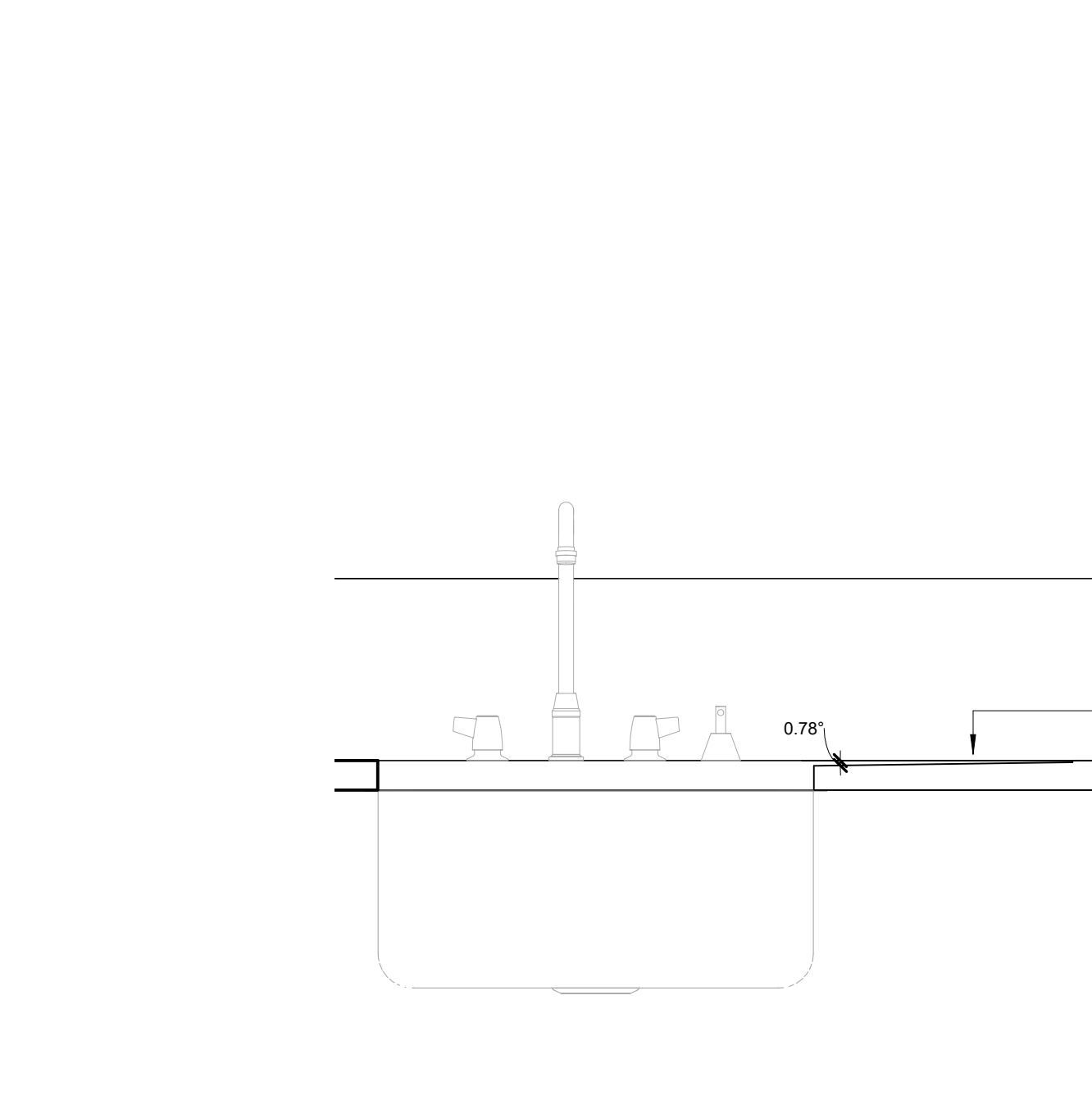
**8 SECTION @ CRENDENZA**  
 A851 1 1/2" = 1'-0"



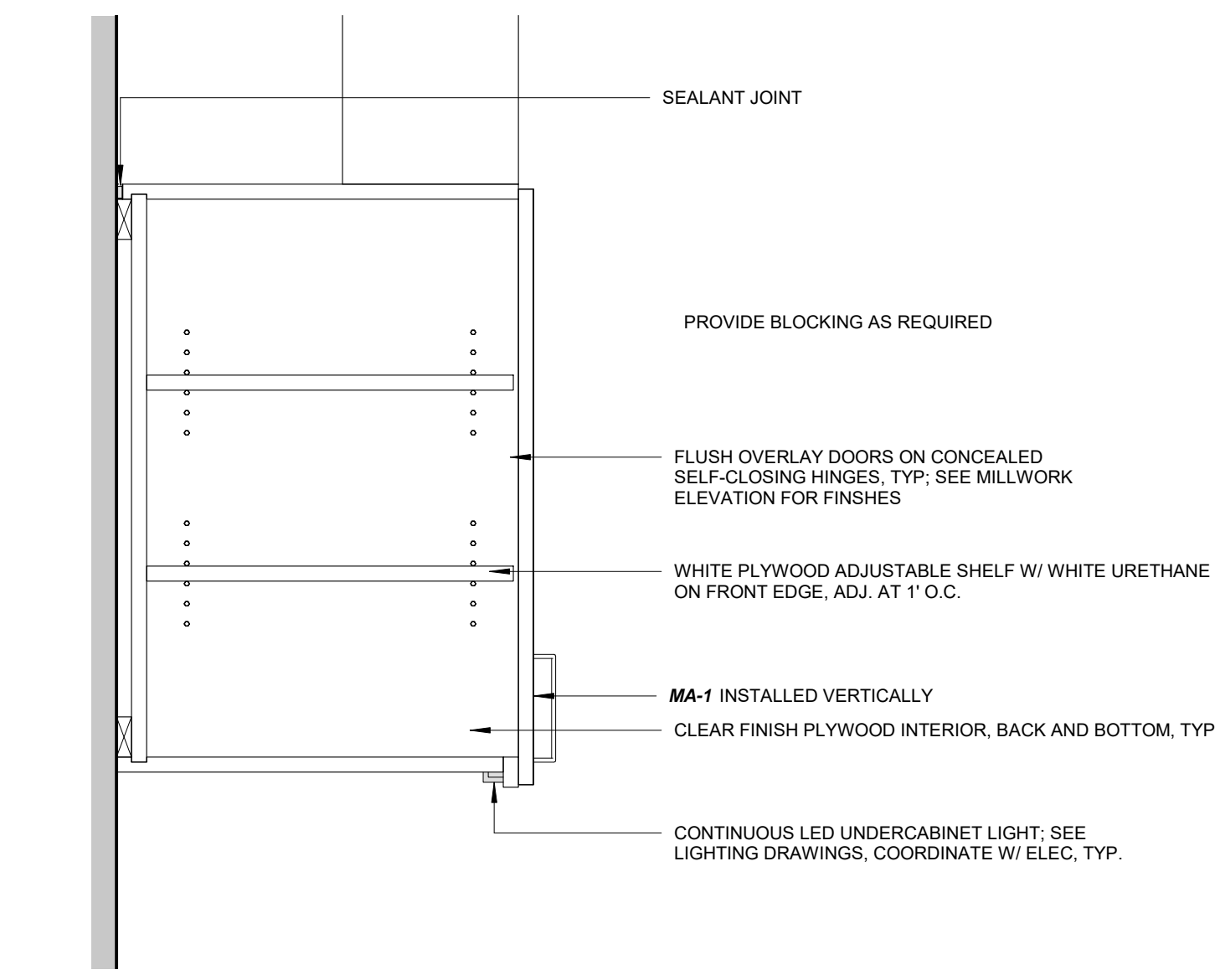
**09 SECTION @ SINK**  
 A851 1 1/2" = 1'-0"



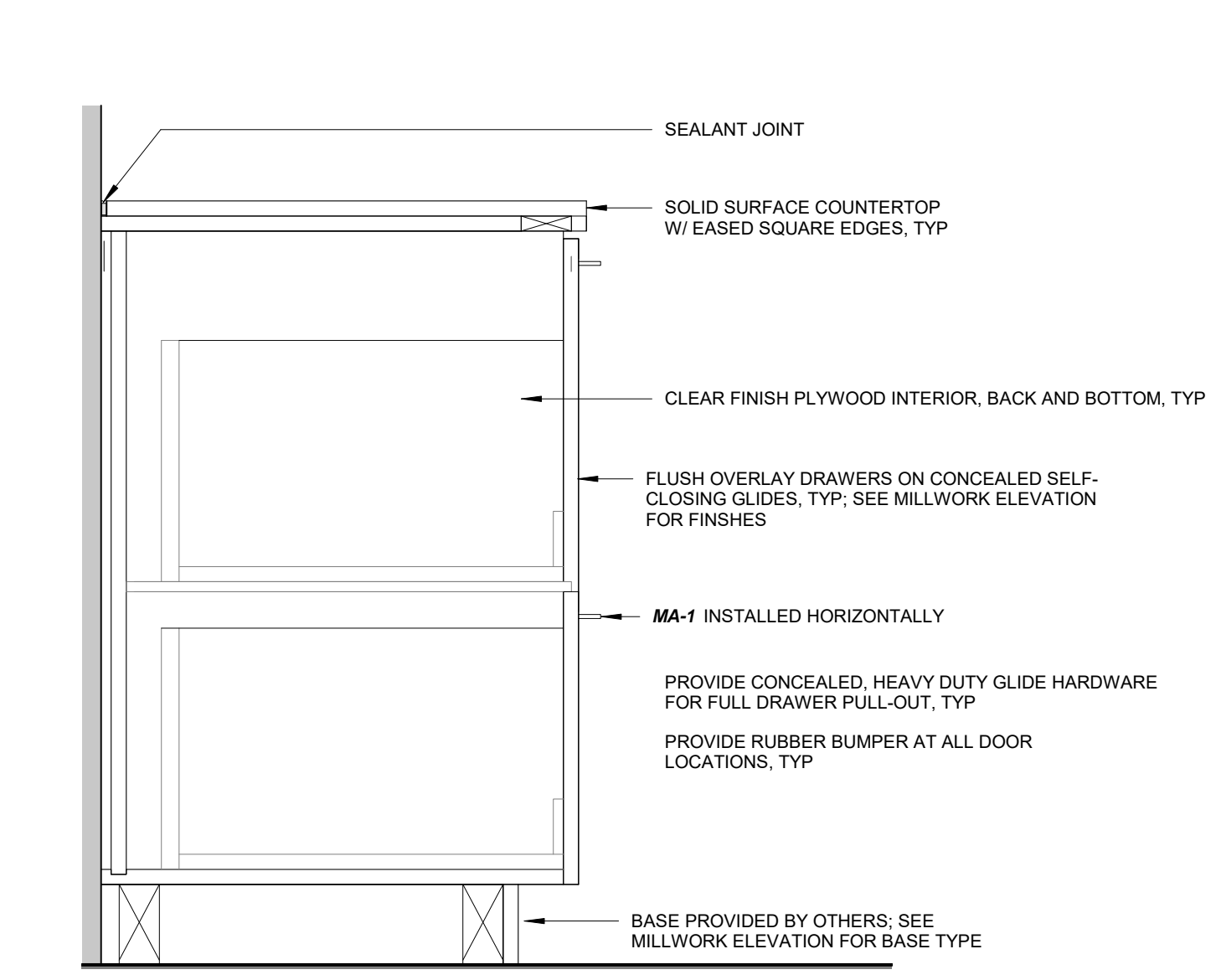
**10 ENLARGED CLASSROOM SINK WITH DRAINBOARD PLAN**  
 A851 1 1/2" = 1'-0"



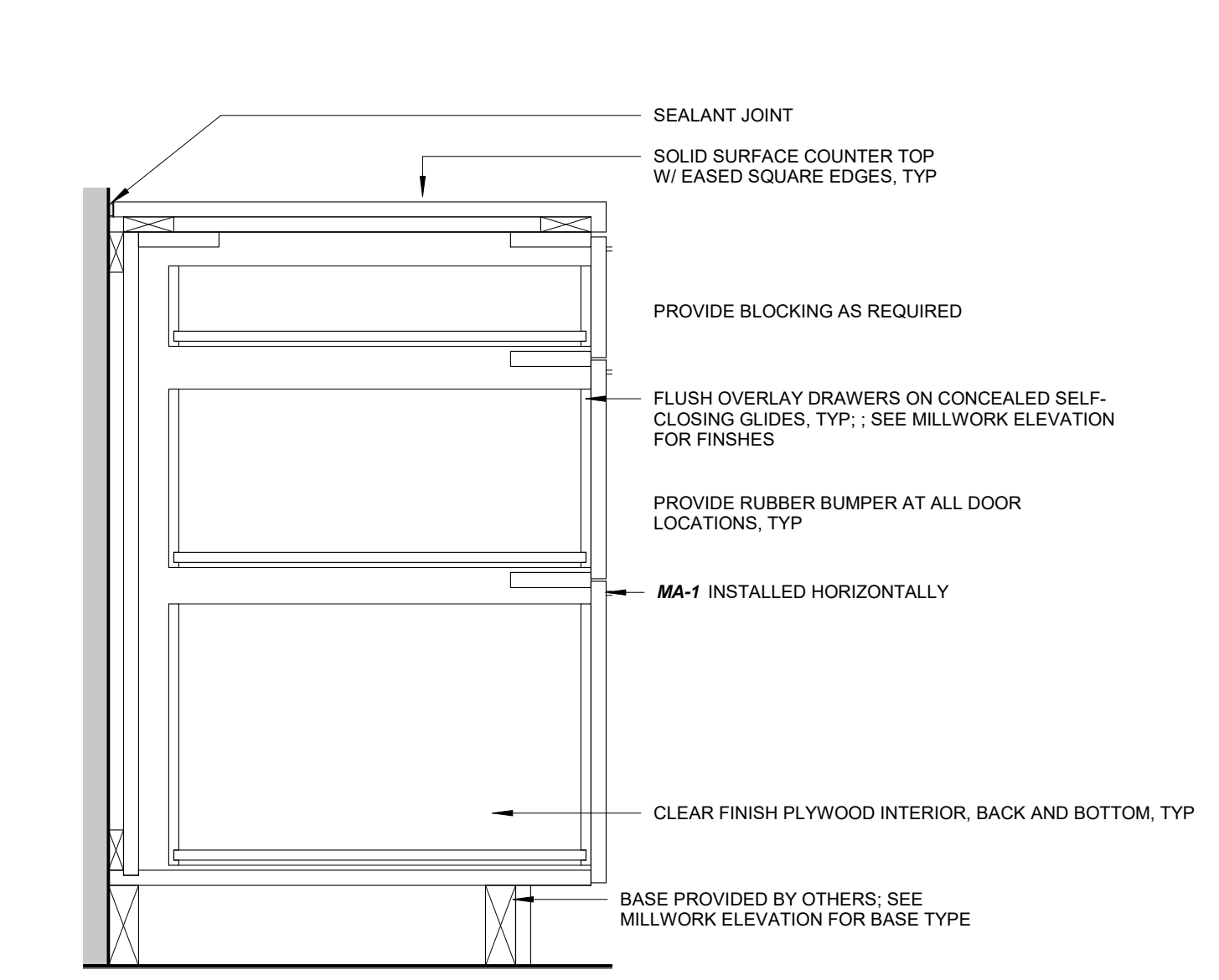
**11 SECTION @ SOLID SURFACE DRAINBOARD**  
 A851 1 1/2" = 1'-0"



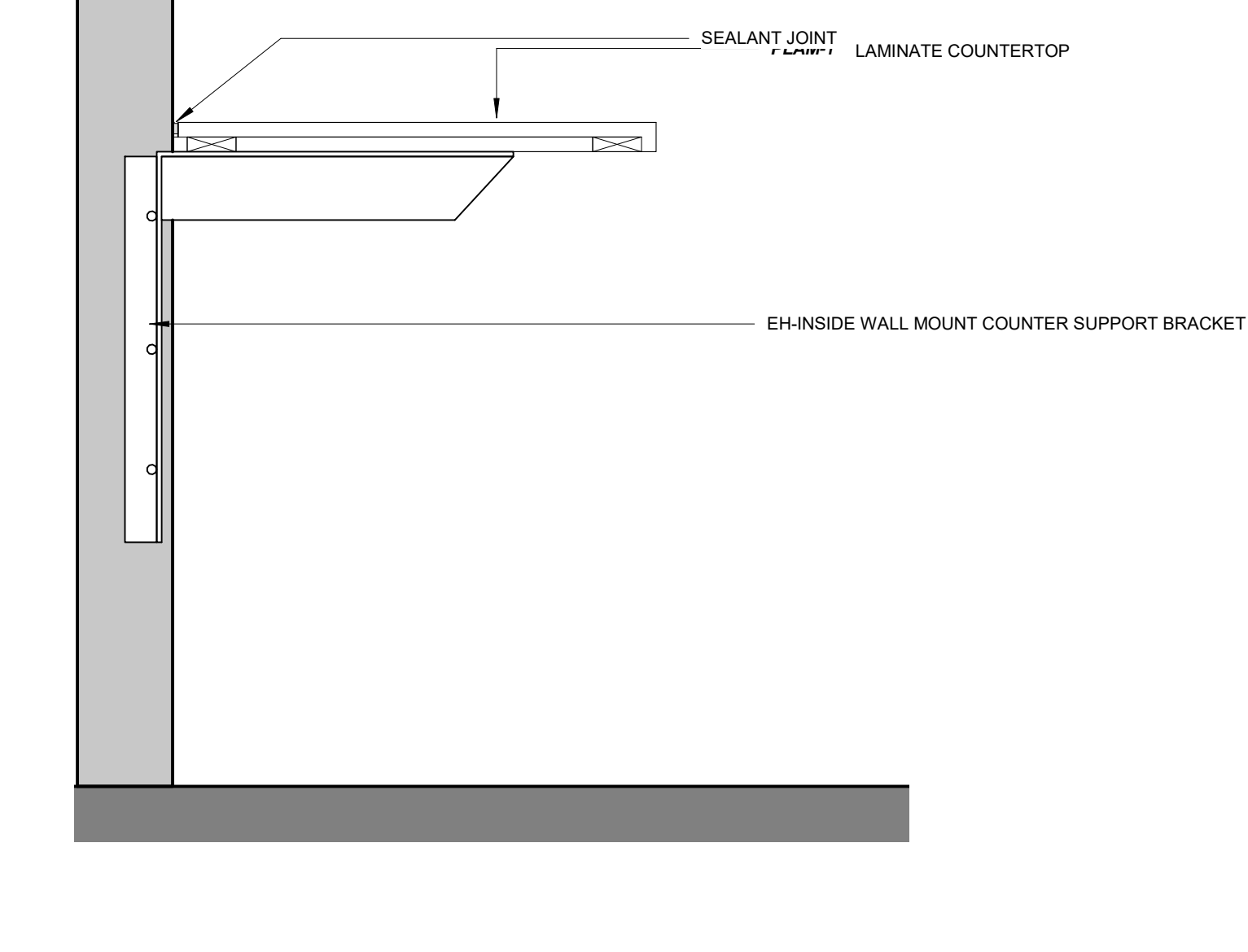
**1 SECTION @ UPPER CABINETRY**  
A852 1 1/2" = 1'-0"



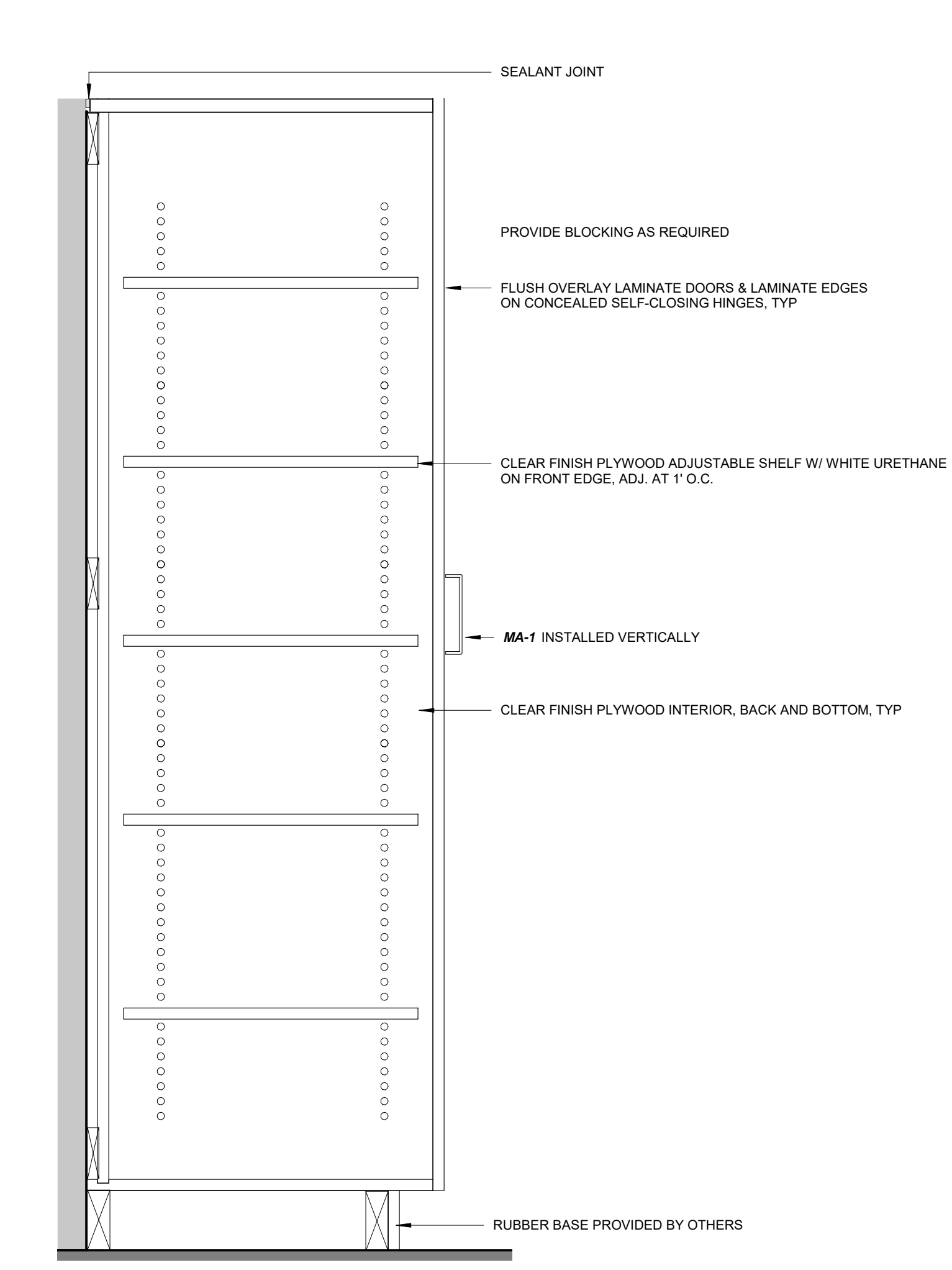
**2 SECTION @ 2 DRAWER BASE CABINET**  
A852 1 1/2" = 1'-0"



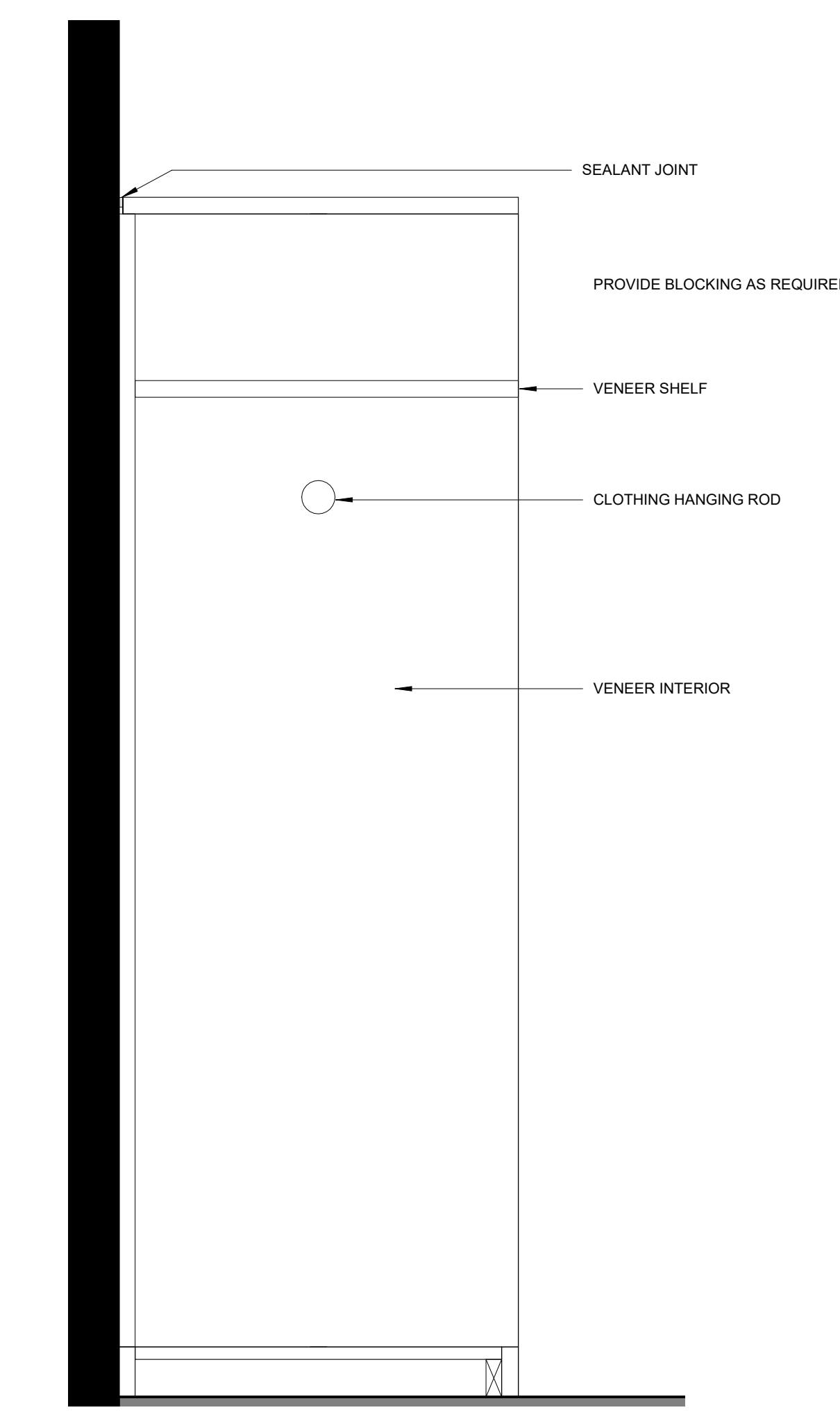
**3 SECTION @ 3 DRAWER BASE CABINET**  
A852 1 1/2" = 1'-0"



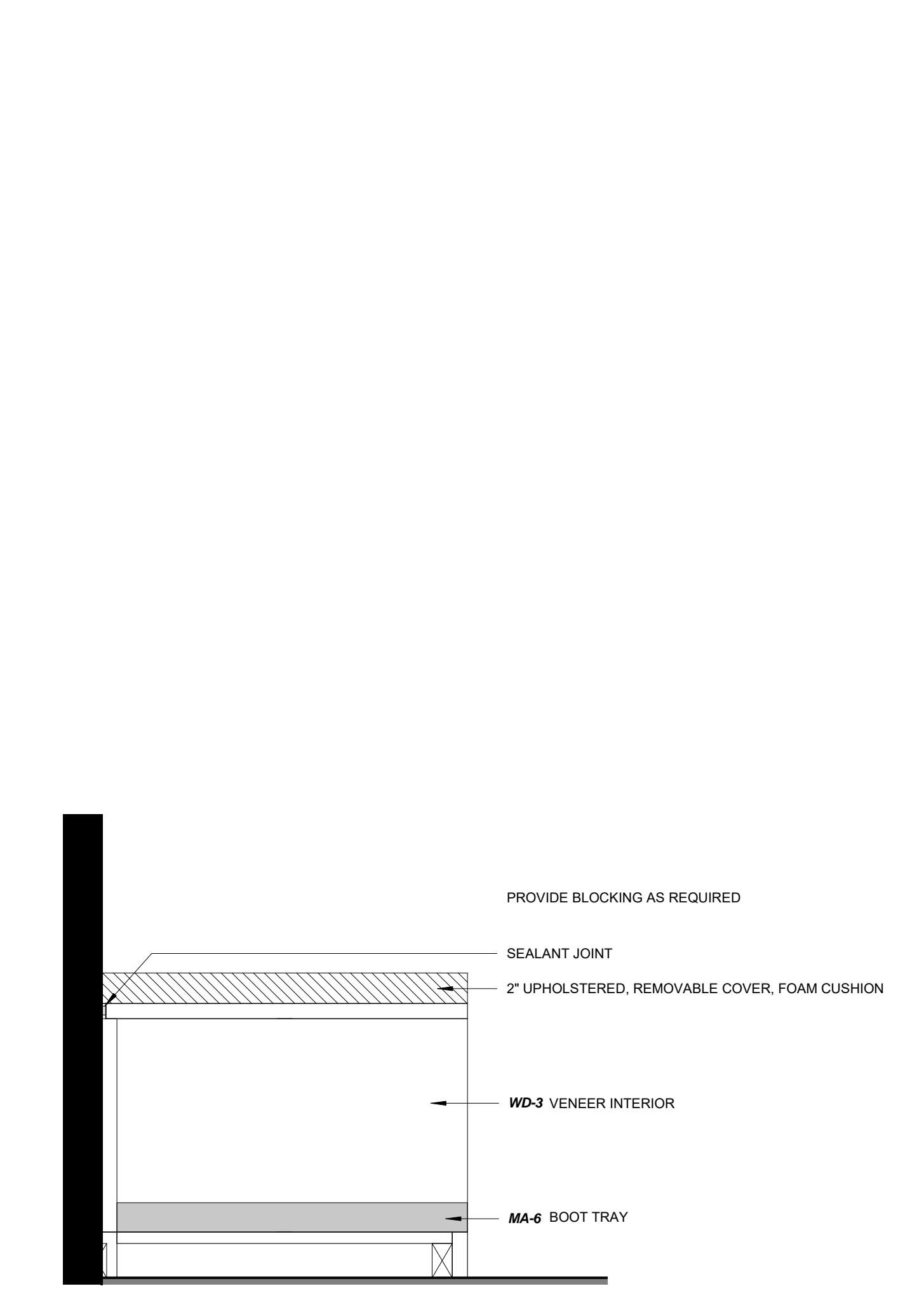
**4 SECTION @ COUNTERTOP**  
A852 1 1/2" = 1'-0"




**5 SECTION @ TALL CABINET**  
A852 1 1/2" = 1'-0"



**6 SECTION @ WARDROBE**  
A852 1 1/2" = 1'-0"




**7 SECTION @ BENCH**  
A852 1 1/2" = 1'-0"



**8 SECTION @ BASE CABINET WITH 2 ADJUSTABLE SHELVES**  
A852 1 1/2" = 1'-0"

**Olbrich Botanical Gardens  
Expansion Phase 1**  
BPW Project #8162  
3330 Atwood Avenue  
Madison, WI 53704

I hereby certify that this plan, specification or report was prepared by me or under my direct supervision and that I am a duly Licensed Architect under the Laws of the State of Wisconsin, ARCHITECT SEAL

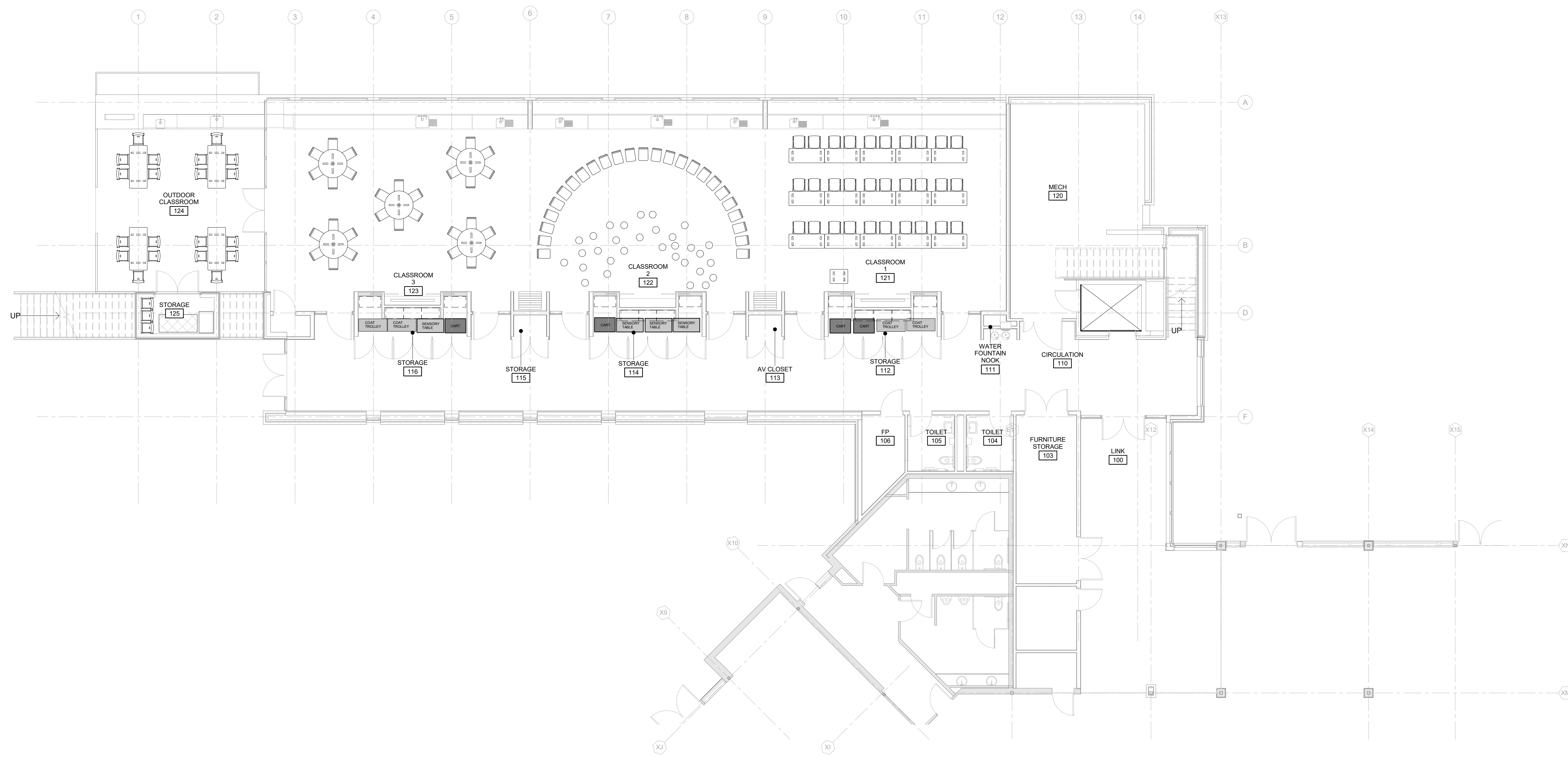


Signature: *[Signature]*  
Print Name: Jack Poling  
Date: JUNE 4, 2018 License No.: A-8984

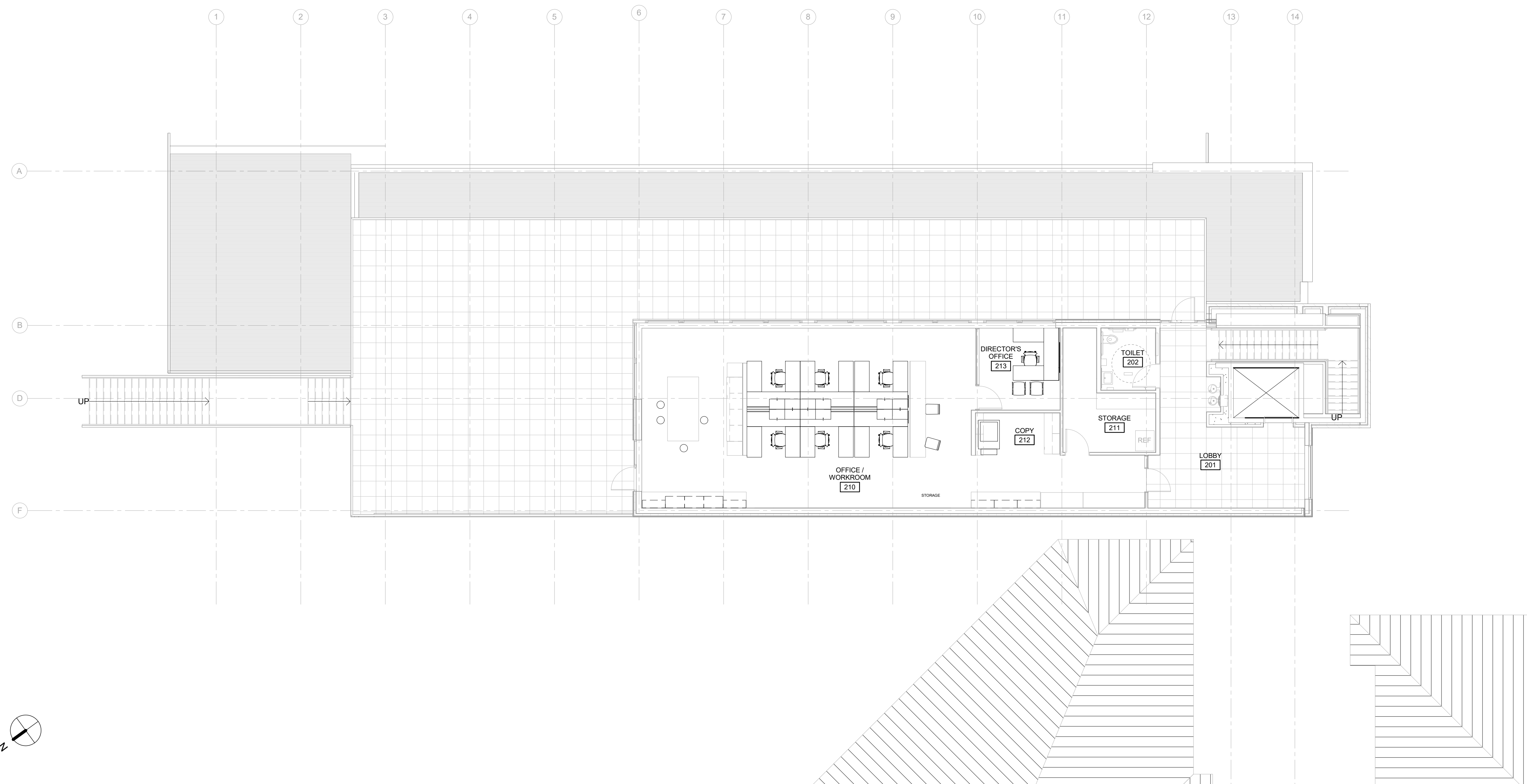
ISSUE	DATE	DESCRIPTION
	09.29.2017	SCHEMATIC DESIGN SUBMISSION
	12.06.2017	DD PRICING SET
	01.10.2018	DESIGN DEVELOPMENT SUBMISSION
	01.17.2018	UDC SUBMISSION
	03.30.2018	70% CD PRICING ISSUE
	04.06.2018	PARKING LOT AND SITE PLAN SUBMISSION
	05.04.2018	90% CD SUBMISSION
	06.01.2018	BID ISSUE
	06.04.2018	PERMIT ISSUE

PROJECT NO. 2017016  
PROJECT PHASE BID DOCUMENTS  
DRAWN BY MSR CHECKED BY MSR  
www.msrdesign.com

**MILLWORK DETAILS**  
**EXHIBIT F**  
**A852**



**1** LEVEL 1 FURNITURE PLAN  
A901 1/8" = 1'-0"



**2** LEVEL 2 FURNITURE PLAN  
A901 1/8" = 1'-0"

**MSR** 710 South 2nd Street, 8th Floor  
Minneapolis, Minnesota 55401-2282  
Architecture 612.375.0336 tel  
Interiors and 612.342.2216 fax  
Urban Design www.msrdesign.com

Civil Engineer  
**Vierbicher Associates, Inc.**  
880 Foster Drive, Suite 201  
Madison, WI 53717  
608.826.0532 tel

Landscape Architect  
**Ken Saiki Design, Inc.**  
303 South Paterson Street, Suite 1  
Madison, WI 53703  
608.251.3600 tel

Structural Engineer, Technology and AV  
**IMEG Corp.**  
1800 Deming Way, Suite 200  
Madison, WI 53962  
608.223.9500 tel


MEP Engineer  
**MEP Associates, LLC**  
860 Blue Genian Road, Suite 175  
Eagan, MN 55121  
651.379.9120 tel

Fire Protection Engineer and Code Consultant  
**Summit Fire Consulting**  
575 Minnehaha Ave West  
St. Paul, MN 55103  
651.251.1880 tel

Greenhouse Design  
**Rough Brothers, Inc.**  
5513 Vine Street  
Cincinnati, OH 45217  
513.242.0310 tel

**Olbrich Botanical Gardens  
Expansion Phase 1**  
BPW Project #8162  
3330 Atwood Avenue  
Madison, WI 53704

I hereby certify that this plan, specification or report was prepared by me or under my direct supervision and that I am a duly Licensed Architect under the Laws of the State of Wisconsin, ARCHITECT SEAL



Signature: *[Handwritten Signature]*  
Print Name: Jack Poling  
Date: JUNE 4, 2018 License No.: A-8984

ISSUE MARK	DATE	DESCRIPTION
	09.29.2017	SCHEMATIC DESIGN SUBMISSION
	12.06.2017	DD PRICING SET
	01.10.2018	DESIGN DEVELOPMENT SUBMISSION
	01.17.2018	UDC SUBMISSION
	03.30.2018	70% CD PRICING ISSUE
	04.04.2018	PARKING LOT AND SITE PLAN SUBMISSION
	05.04.2018	90% CD SUBMISSION
	06.01.2018	BID ISSUE
	06.04.2018	PERMIT ISSUE

PROJECT NO. 2017016  
PROJECT PHASE BID DOCUMENTS  
DRAWN BY MSR CHECKED BY MSR  
www.msrdesign.com

**FURNITURE PLANS  
- ISSUED FOR  
REFERENCE ONLY**

EXHIBIT F  
**A901**